



Generated by Christopher Irwin from City of Dunwoody (GA) on Sep 28, 2020 at 7:42:37 AM

Time View: By Day of Week (Avg Volumes)

Speed Bins: Size 5, Range 1 to 100

Site: 1635 Withmere Way, EB

Time of Day: 0:00 to 23:59

Dates: 7/11/2020 to 7/17/2020

Day of Week	00:00	01:00	02:00	03:00	04:00	05:00	06:00	07:00	08:00	09:00	10:00	11:00	12:00	13:00	14:00	15:00	16:00	17:00	18:00	19:00	20:00	21:00	22:00	23:00	Total
Sun	3	0	0	0	0	2	0	2	5	6	11	17	8	12	19	17	16	17	4	10	15	8	6	6	184
Mon	0	0	0	0	1	0	0	16	13	21	19	11	26	21	12	18	25	27	29	16	13	13	7	5	293
Tue	2	0	1	2	1	1	8	5	12	20	25	26	24	18	27	15	20	17	31	7	13	9	7	2	293
Wed	1	0	2	0	1	1	1	9	9	15	25	18	30	10	20	36	23	14	14	14	9	6	8	4	270
Thu	1	1	0	0	2	0	3	1	8	21	14	23	21	26	12	27	30	29	26	9	14	7	6	0	281
Fri	4	2	0	0	2	1	0	0	0	0	0	0	0	0	0	0	0	0	0	0	0	0	0	0	9
Sat	2	4	1	0	0	0	1	7	5	26	9	14	16	18	16	26	32	12	15	16	12	9	6	7	254
Avg #	2	1	1	0	1	1	2	6	7	16	15	16	18	15	15	20	21	17	17	10	11	7	6	3	226



Generated by Christopher Irwin from City of Dunwoody (GA) on Sep 28, 2020 at 7:42:37 AM

Time View: By Day of Week (Avg Volumes)

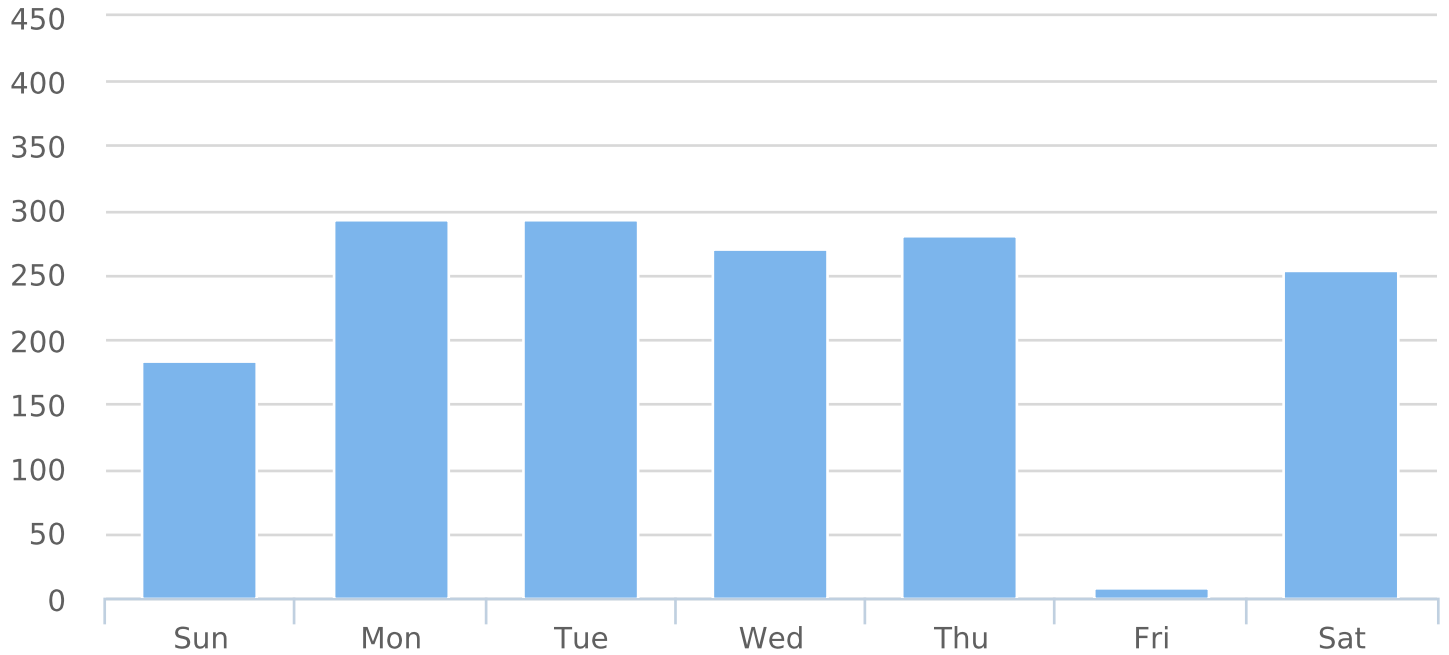
Speed Bins: Size 5, Range 1 to 100

Site: 1635 Withmere Way, EB

Time of Day: 0:00 to 23:59

Dates: 7/11/2020 to 7/17/2020

Volume by Day





Generated by Christopher Irwin from City of Dunwoody (GA) on Sep 28, 2020 at 7:43:25 AM

Time View: By Date (Total Volumes)

Speed Bins: Size 5, Range 1 to 100

Site: 1635 Withmere Way, EB

Time of Day: 0:00 to 23:59

Dates: 7/11/2020 to 7/17/2020

Date	00:00	01:00	02:00	03:00	04:00	05:00	06:00	07:00	08:00	09:00	10:00	11:00	12:00	13:00	14:00	15:00	16:00	17:00	18:00	19:00	20:00	21:00	22:00	23:00	Total
7/11/2020	2	4	1	0	0	0	1	7	5	26	9	14	16	18	16	26	32	12	15	16	12	9	6	7	254
7/12/2020	3	0	0	0	0	2	0	2	5	6	11	17	8	12	19	17	16	17	4	10	15	8	6	6	184
7/13/2020	0	0	0	0	1	0	0	16	13	21	19	11	26	21	12	18	25	27	29	16	13	13	7	5	293
7/14/2020	2	0	1	2	1	1	8	5	12	20	25	26	24	18	27	15	20	17	31	7	13	9	7	2	293
7/15/2020	1	0	2	0	1	1	1	9	9	15	25	18	30	10	20	36	23	14	14	14	9	6	8	4	270
7/16/2020	1	1	0	0	2	0	3	1	8	21	14	23	21	26	12	27	30	29	26	9	14	7	6	0	281
7/17/2020	4	2	0	0	2	1	0	0	0	0	0	0	0	0	0	0	0	0	0	0	0	0	0	0	9
Total #	13	7	4	2	7	5	13	40	52	109	103	109	125	105	106	139	146	116	119	72	76	52	40	24	1584



Generated by Christopher Irwin from City of Dunwoody (GA) on Sep 28, 2020 at 7:43:25 AM

Time View: By Date (Total Volumes)

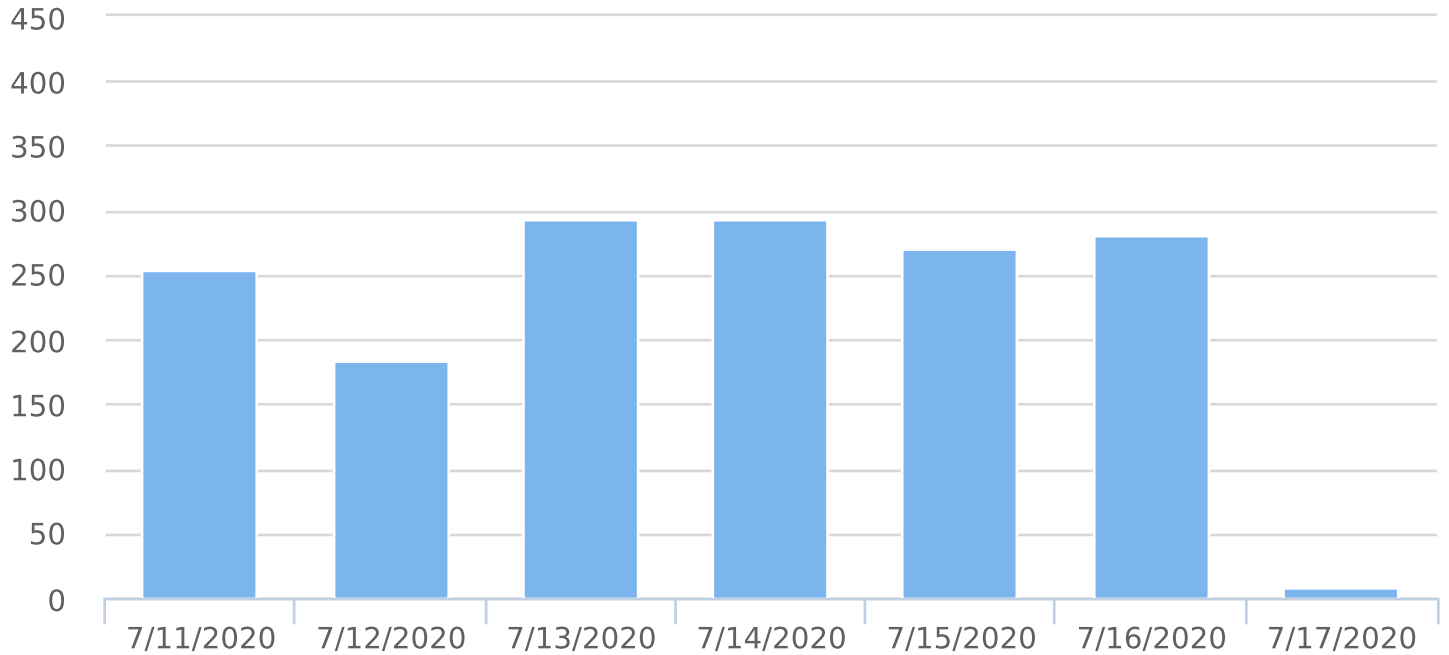
Speed Bins: Size 5, Range 1 to 100

Site: 1635 Withmere Way, EB

Time of Day: 0:00 to 23:59

Dates: 7/11/2020 to 7/17/2020

Volume by Date



Generated by Christopher Irwin from City of Dunwoody (GA) on Sep 28, 2020 at 7:39:9 AM



Time View: By Day of Week (Avg Volumes)

Speed Bins: Size 5, Range 1 to 100

Site: 1635 Withmere Way, EB

Time of Day: 0:00 to 23:59

Dates: 7/11/2020 to 7/17/2020

Day of Week	Spd Lim	1 to 5	6 to 10	11 to 15	16 to 20	21 to 25	26 to 30	31 to 35	36 to 40	41 to 45	46 to 50	51 to 55	56 to 60	61 to 65	66 to 70	71 to 75	76 to 80	81 to 85	86 to 90	91 to 95	96 to 100	Avg Spd	Avg #
Sun	25	1	9	11	45	54	57	7	0	0	0	0	0	0	0	0	0	0	0	0	0	22.2	184
Mon	25	6	19	26	62	81	80	19	0	0	0	0	0	0	0	0	0	0	0	0	0	21.7	293
Tue	25	6	18	20	60	86	79	23	1	0	0	0	0	0	0	0	0	0	0	0	0	23.0	293
Wed	25	4	16	15	54	66	91	24	0	0	0	0	0	0	0	0	0	0	0	0	0	22.7	270
Thu	25	1	14	21	65	74	84	22	0	0	0	0	0	0	0	0	0	0	0	0	0	22.3	281
Fri	25	0	0	0	3	3	2	1	0	0	0	0	0	0	0	0	0	0	0	0	0	23.3	9
Sat	25	3	24	24	48	67	78	10	0	0	0	0	0	0	0	0	0	0	0	0	0	21.1	254
Avg #		3	14	17	48	62	67	15	0	0	0	0	0	0	0	0	0	0	0	0	0	22.3	226



Time View: By Day of Week (Avg Volumes)

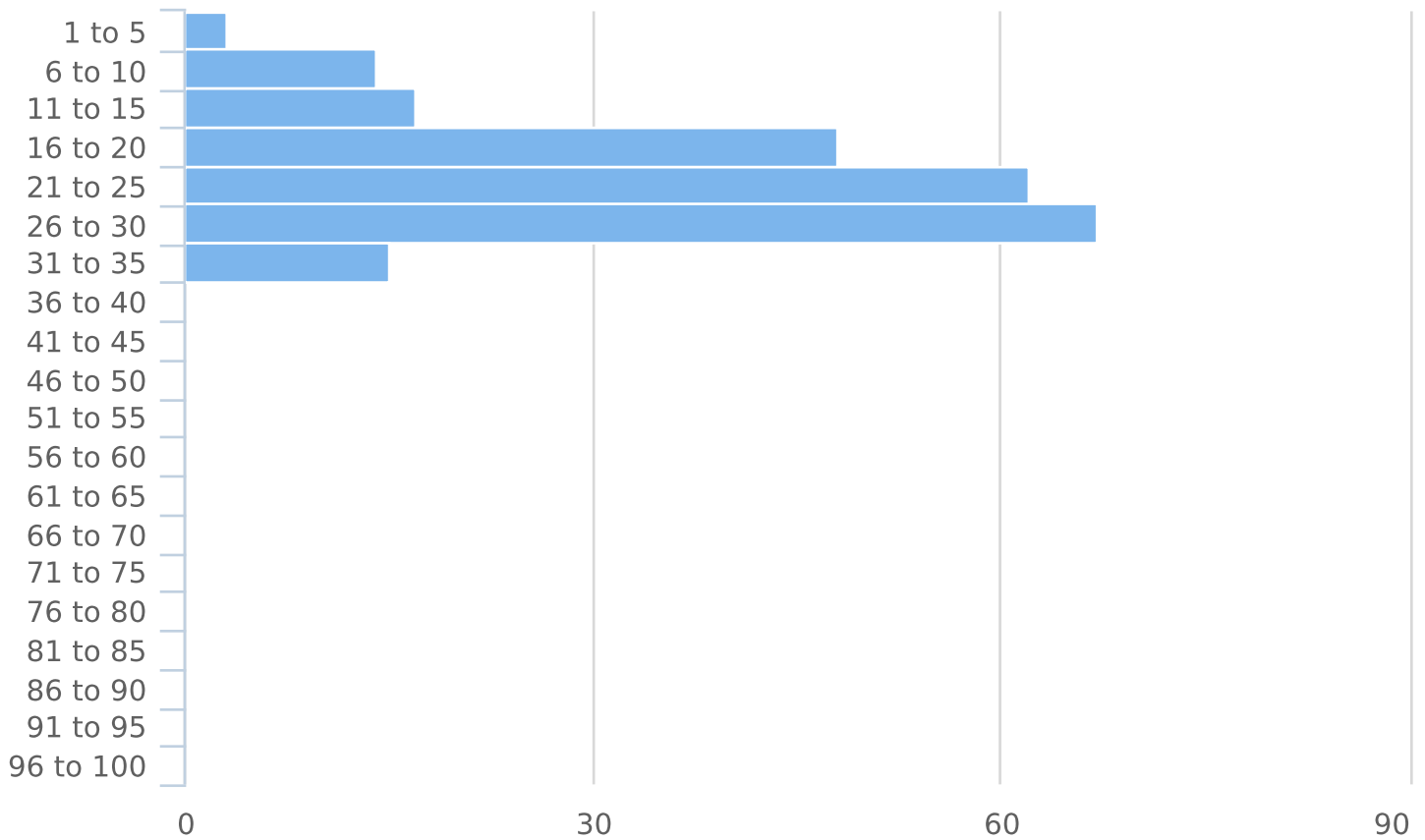
Speed Bins: Size 5, Range 1 to 100

Site: 1635 Withmere Way, EB

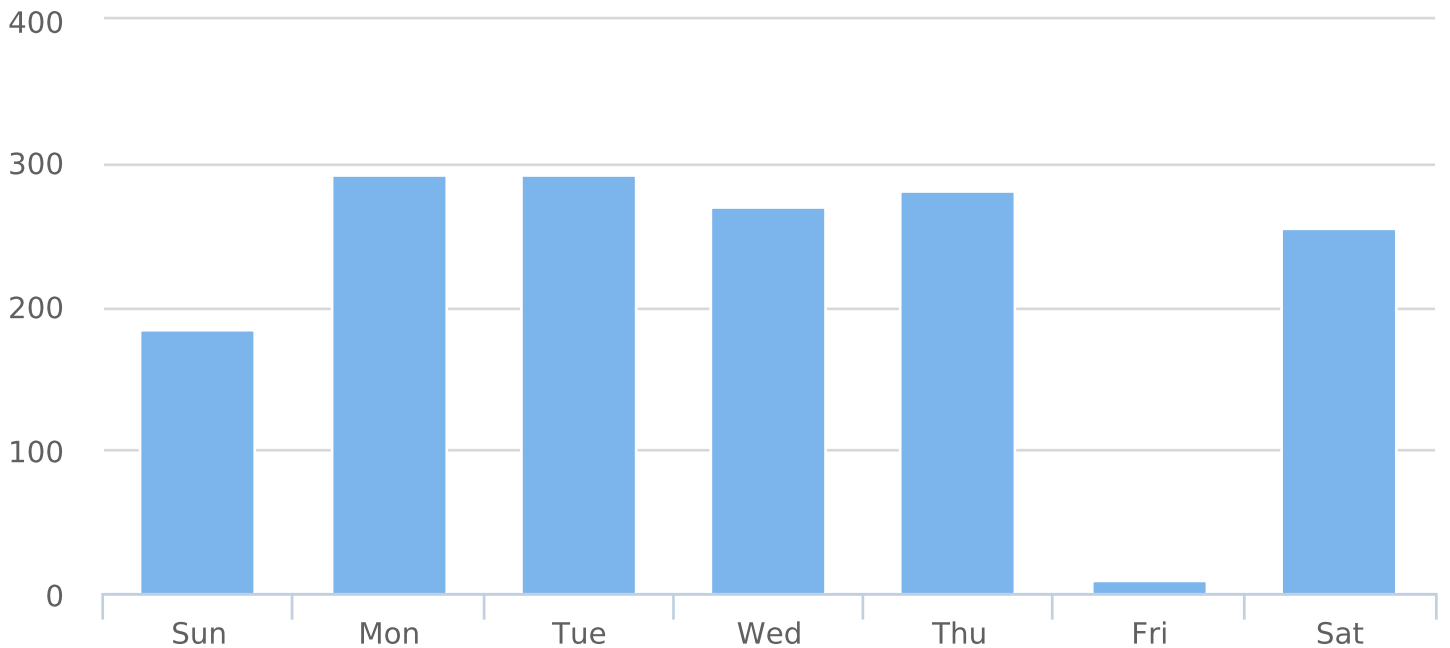
Time of Day: 0:00 to 23:59

Dates: 7/11/2020 to 7/17/2020

Average Vehicles by Speed Bin



Average Volume by Day of Week



Generated by Christopher Irwin from City of Dunwoody (GA) on Sep 28, 2020 at 7:40:41 AM



Time View: By Week (Total Volumes)

Speed Bins: Size 5, Range 1 to 100

Site: 1635 Withmere Way, EB

Time of Day: 0:00 to 23:59

Dates: 7/11/2020 to 7/17/2020

Week	Spd Lim	1 to 5	6 to 10	11 to 15	16 to 20	21 to 25	26 to 30	31 to 35	36 to 40	41 to 45	46 to 50	51 to 55	56 to 60	61 to 65	66 to 70	71 to 75	76 to 80	81 to 85	86 to 90	91 to 95	96 to 100	Avg Spd	Total #
7/5/2020	25	3	24	24	48	67	78	10	0	0	0	0	0	0	0	0	0	0	0	0	0	21.1	254
7/12/2020	25	18	76	93	289	364	393	96	1	0	0	0	0	0	0	0	0	0	0	0	0	22.4	1330
Total #		21	100	117	337	431	471	106	1	0	0	0	0	0	0	0	0	0	0	0	0	21.8	1584



Time View: By Week (Total Volumes)

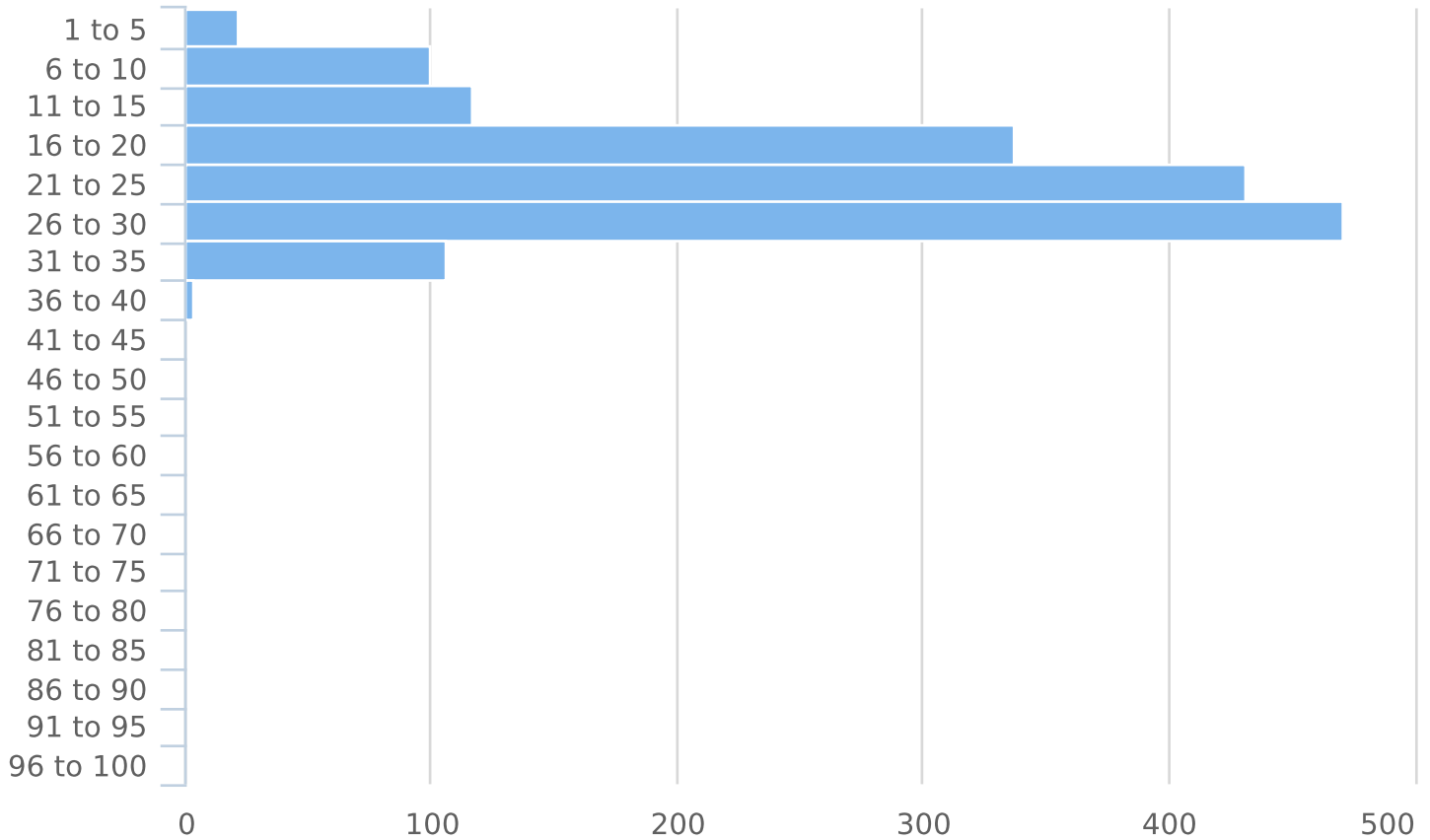
Speed Bins: Size 5, Range 1 to 100

Site: 1635 Withmere Way, EB

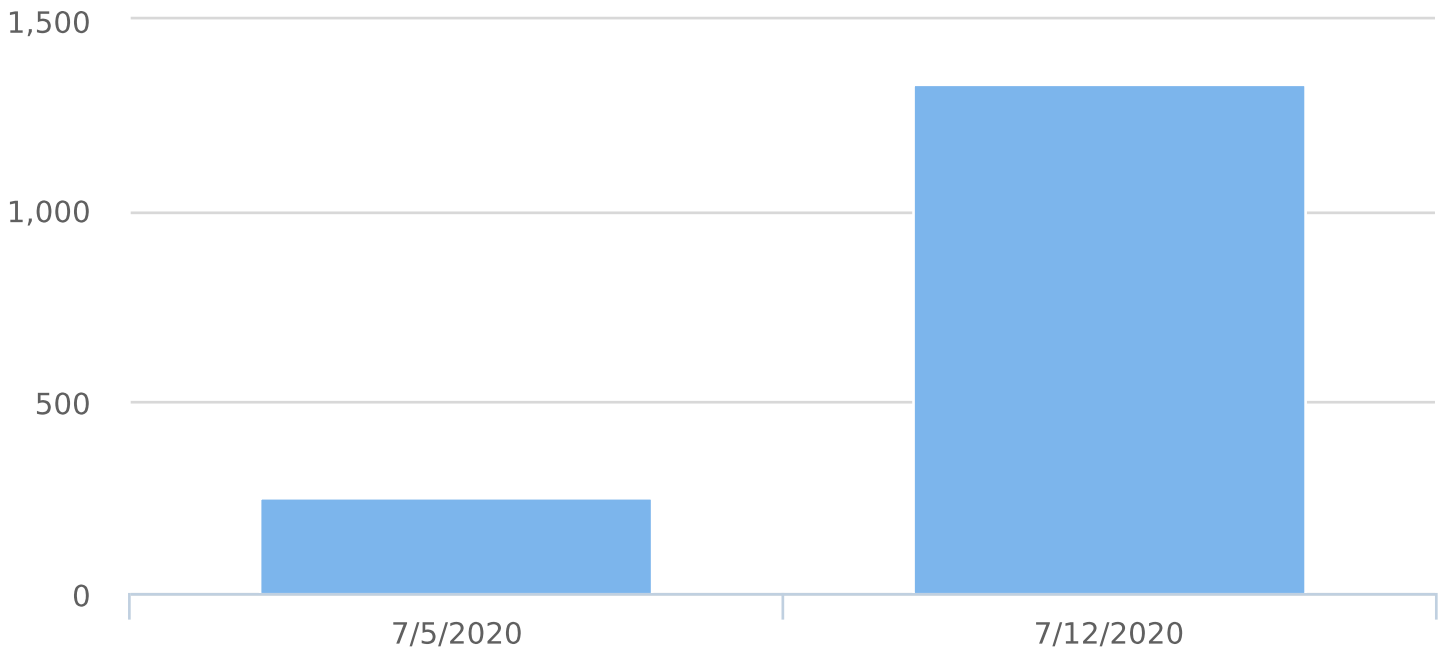
Time of Day: 0:00 to 23:59

Dates: 7/11/2020 to 7/17/2020

Total Vehicles by Speed Bin



Total Volume by Week





Generated by Christopher Irwin from City of Dunwoody (GA) on Sep 28, 2020 at 7:44:5 AM

Time View: By Week (Total Volumes)

Speed Bins: Size 5, Range 1 to 100

Site: 1635 Withmere Way, EB

Time of Day: 0:00 to 23:59

Dates: 7/11/2020 to 7/17/2020

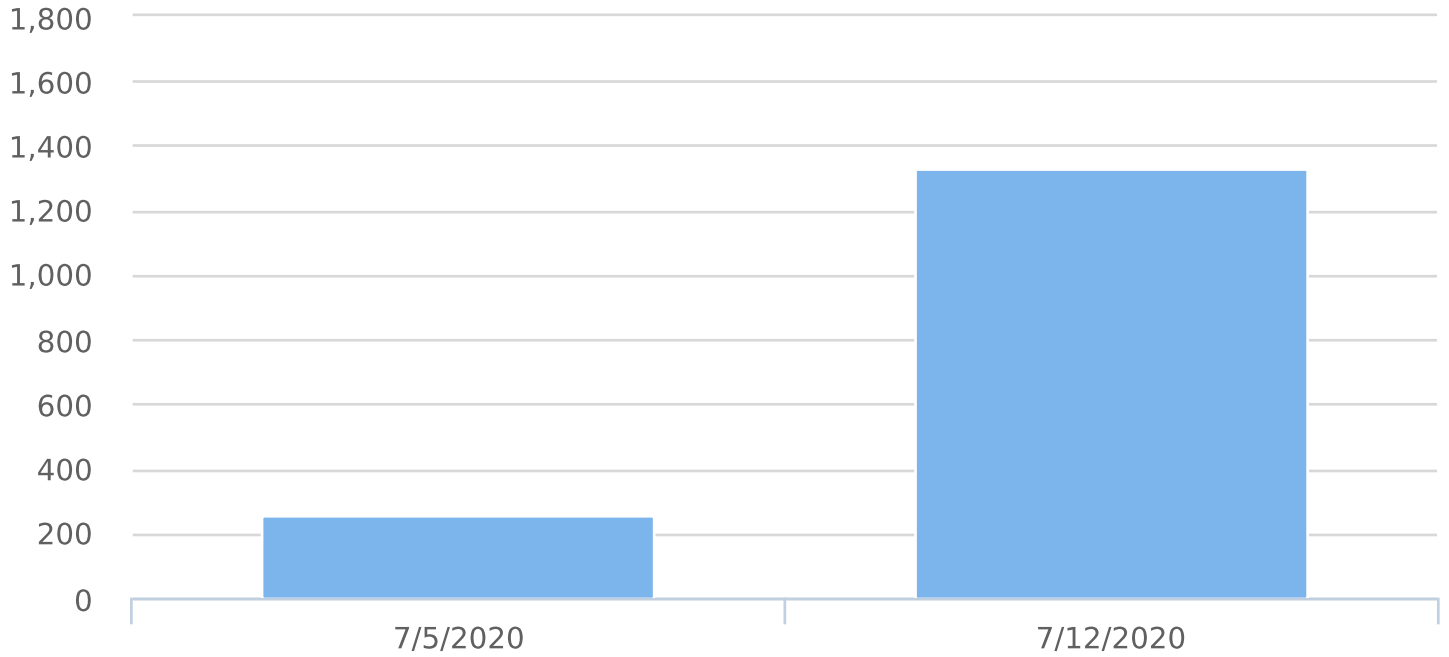
Week	00:00	01:00	02:00	03:00	04:00	05:00	06:00	07:00	08:00	09:00	10:00	11:00	12:00	13:00	14:00	15:00	16:00	17:00	18:00	19:00	20:00	21:00	22:00	23:00	Total
7/5/2020	2	4	1	0	0	0	1	7	5	26	9	14	16	18	16	26	32	12	15	16	12	9	6	7	254
7/12/2020	11	3	3	2	7	5	12	33	47	83	94	95	109	87	90	113	114	104	104	56	64	43	34	17	1330
Total #	13	7	4	2	7	5	13	40	52	109	103	109	125	105	106	139	146	116	119	72	76	52	40	24	1584



Time of Day: 0:00 to 23:59
Dates: 7/11/2020 to 7/17/2020

Time View: By Week (Total Volumes)
Speed Bins: Size 5, Range 1 to 100
Site: 1635 Withmere Way, EB

Volume by Week

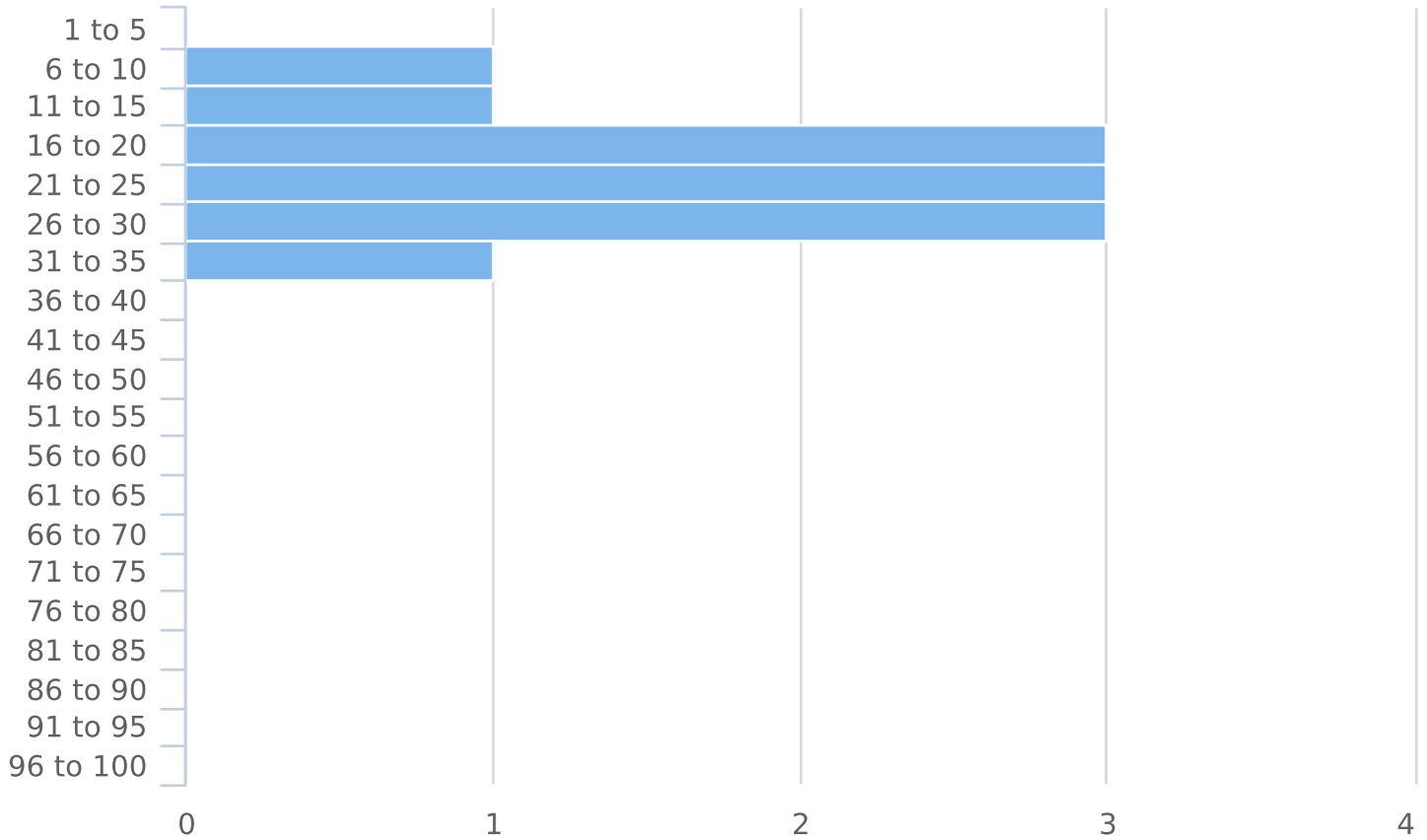




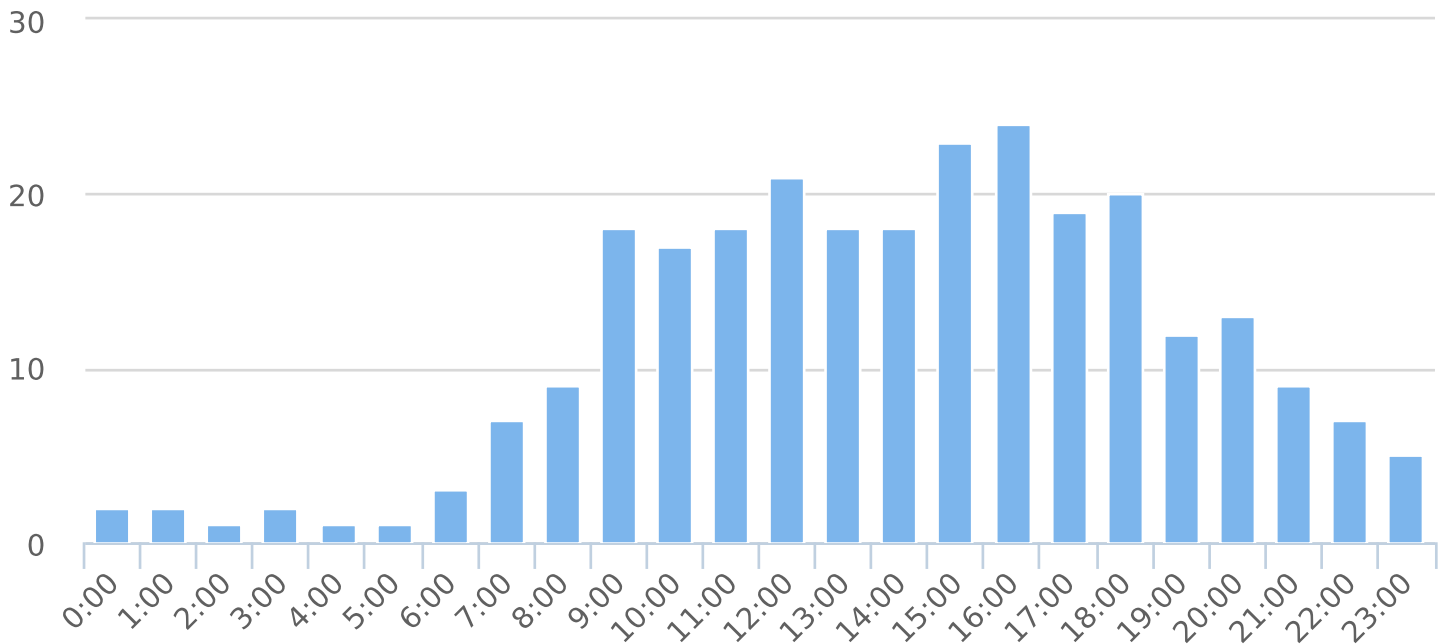
Time View: By Hour (Avg Volumes)
 Speed Bins: Size 5, Range 1 to 100
 Site: 1635 Withmere Way, EB

Time of Day: 0:00 to 23:59
 Dates: 7/11/2020 to 7/17/2020

Average Vehicles by Speed Bin



Average Volume by Hour



Generated by Christopher Irwin from City of Dunwoody (GA) on Sep 28, 2020 at 7:39:58 AM



Time View: By Date (Total Volumes)
Speed Bins: Size 5, Range 1 to 100
Site: 1635 Withmere Way, EB

Time of Day: 0:00 to 23:59
Dates: 7/11/2020 to 7/17/2020

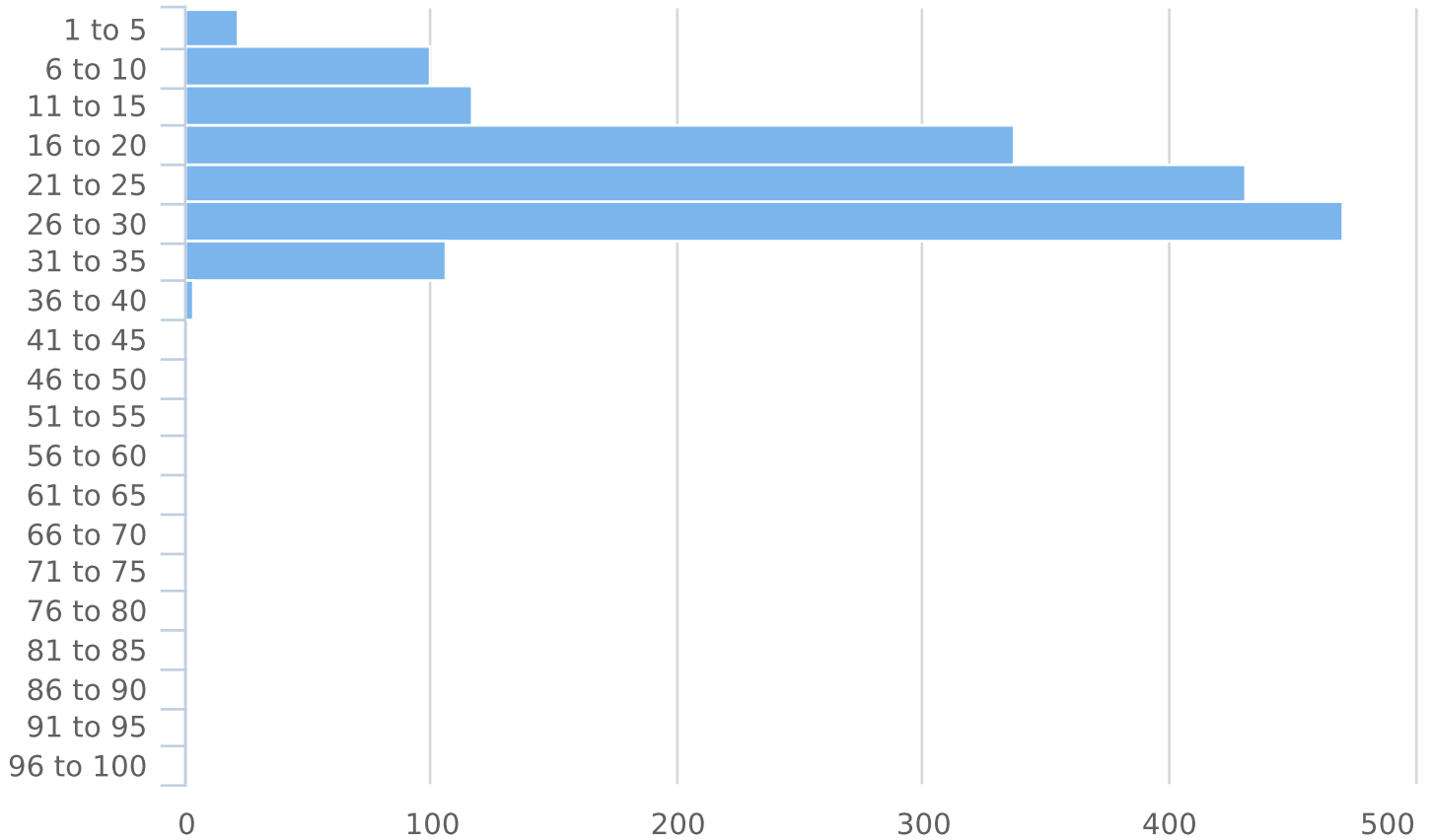
Date	Spd Lim	1 to 5	6 to 10	11 to 15	16 to 20	21 to 25	26 to 30	31 to 35	36 to 40	41 to 45	46 to 50	51 to 55	56 to 60	61 to 65	66 to 70	71 to 75	76 to 80	81 to 85	86 to 90	91 to 95	96 to 100	Avg Spd	Total #
7/11/2020	25	3	24	24	48	67	78	10	0	0	0	0	0	0	0	0	0	0	0	0	0	21.1	254
7/12/2020	25	1	9	11	45	54	57	7	0	0	0	0	0	0	0	0	0	0	0	0	0	22.2	184
7/13/2020	25	6	19	26	62	81	80	19	0	0	0	0	0	0	0	0	0	0	0	0	0	21.7	293
7/14/2020	25	6	18	20	60	86	79	23	1	0	0	0	0	0	0	0	0	0	0	0	0	23.0	293
7/15/2020	25	4	16	15	54	66	91	24	0	0	0	0	0	0	0	0	0	0	0	0	0	22.7	270
7/16/2020	25	1	14	21	65	74	84	22	0	0	0	0	0	0	0	0	0	0	0	0	0	22.3	281
7/17/2020	25	0	0	0	3	3	2	1	0	0	0	0	0	0	0	0	0	0	0	0	0	23.3	9
Total #		21	100	117	337	431	471	106	1	0	0	0	0	0	0	0	0	0	0	0	0	22.3	1584



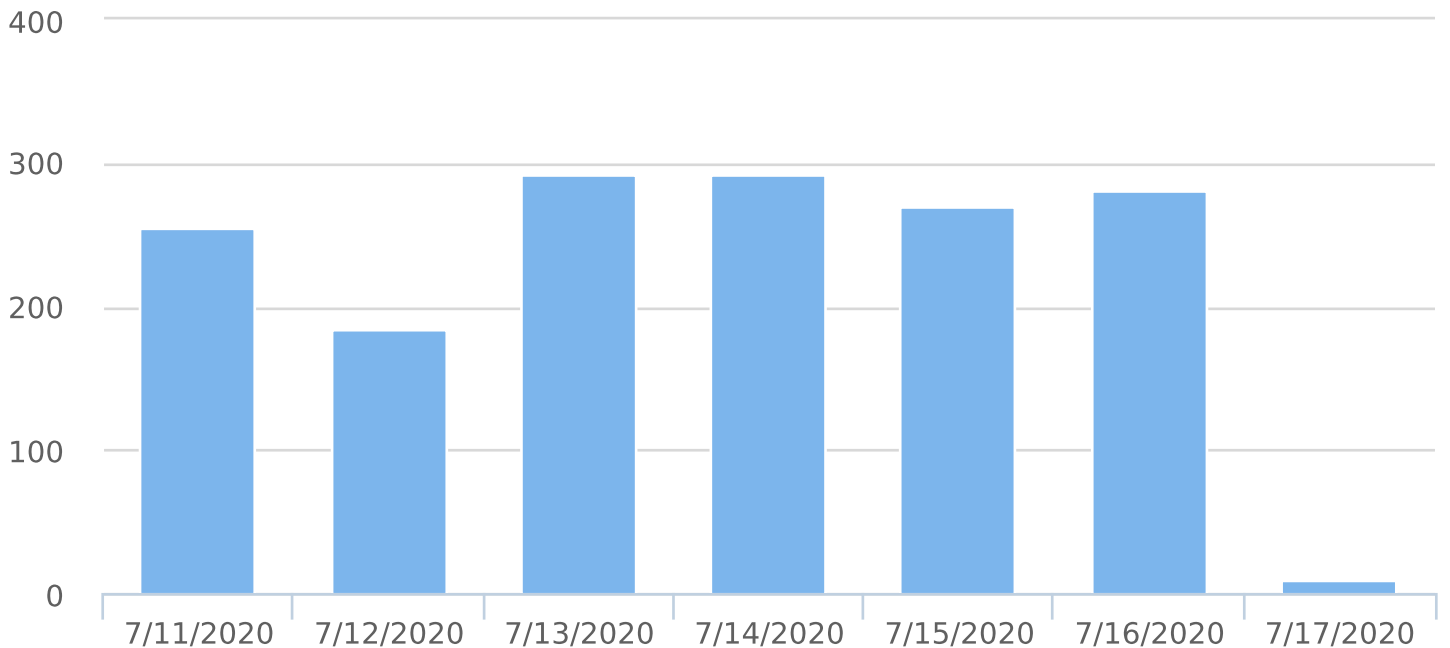
Time View: By Date (Total Volumes)
 Speed Bins: Size 5, Range 1 to 100
 Site: 1635 Withmere Way, EB

Time of Day: 0:00 to 23:59
 Dates: 7/11/2020 to 7/17/2020

Total Vehicles by Speed Bin



Total Volume by Date





Generated by Christopher Irwin from City of Dunwoody (GA) on Sep 28, 2020 at 7:33:49 AM

Time of Day: 0:00 to 23:59

Site: 1635 Withmere Way, EB

Dates: 7/11/2020 to 7/17/2020

Overall Summary

Total Days of Data: 7

Speed Limit: 25

Average Speed: 22.14

50th Percentile Speed: 22.02

85th Percentile Speed: 26.38

Pace Speed Range: 18.0-28.0

Minimum Speed: 5.0

Maximum Speed: 36.0

Display Status: Speed Display

Average Volume per Day: 226.3

Total Volume: 1584.0

Generated by Christopher Irwin from City of Dunwoody (GA) on Sep 28, 2020 at 7:37:48 AM



Time View: By Hour (Total Volumes)
Speed Bins: Size 5, Range 1 to 100
Site: 1635 Withmere Way, EB

Time of Day: 0:00 to 23:59
Dates: 7/11/2020 to 7/17/2020

Hour	Spd Lim	1 to 5	6 to 10	11 to 15	16 to 20	21 to 25	26 to 30	31 to 35	36 to 40	41 to 45	46 to 50	51 to 55	56 to 60	61 to 65	66 to 70	71 to 75	76 to 80	81 to 85	86 to 90	91 to 95	96 to 100	Avg Spd	Total #
0:00	25	0	0	1	1	2	8	1	0	0	0	0	0	0	0	0	0	0	0	0	0	27.2	13
1:00	25	0	0	0	2	3	2	0	0	0	0	0	0	0	0	0	0	0	0	0	0	21.7	7
2:00	25	0	0	0	2	0	2	0	0	0	0	0	0	0	0	0	0	0	0	0	0	23.0	4
3:00	25	0	0	0	1	1	0	0	0	0	0	0	0	0	0	0	0	0	0	0	0	21.0	2
4:00	25	0	0	0	3	2	2	0	0	0	0	0	0	0	0	0	0	0	0	0	0	22.2	7
5:00	25	0	0	0	2	2	1	0	0	0	0	0	0	0	0	0	0	0	0	0	0	22.8	5
6:00	25	0	3	1	6	1	2	0	0	0	0	0	0	0	0	0	0	0	0	0	0	18.0	13
7:00	25	4	13	2	6	8	6	1	0	0	0	0	0	0	0	0	0	0	0	0	0	17.0	40
8:00	25	1	4	2	14	15	14	2	0	0	0	0	0	0	0	0	0	0	0	0	0	20.8	52
9:00	25	3	9	8	28	31	23	7	0	0	0	0	0	0	0	0	0	0	0	0	0	21.0	109
10:00	25	0	13	10	19	29	22	9	1	0	0	0	0	0	0	0	0	0	0	0	0	21.7	103
11:00	25	4	5	5	25	30	33	7	0	0	0	0	0	0	0	0	0	0	0	0	0	22.5	109
12:00	25	2	8	6	23	38	40	8	0	0	0	0	0	0	0	0	0	0	0	0	0	22.5	125
13:00	25	0	5	8	21	25	39	7	0	0	0	0	0	0	0	0	0	0	0	0	0	23.2	105
14:00	25	0	5	6	24	29	34	8	0	0	0	0	0	0	0	0	0	0	0	0	0	22.8	106
15:00	25	1	3	13	29	40	44	9	0	0	0	0	0	0	0	0	0	0	0	0	0	22.5	139
16:00	25	3	4	13	28	37	46	15	0	0	0	0	0	0	0	0	0	0	0	0	0	23.0	146
17:00	25	1	9	7	30	27	37	5	0	0	0	0	0	0	0	0	0	0	0	0	0	21.3	116
18:00	25	2	9	14	20	34	31	9	0	0	0	0	0	0	0	0	0	0	0	0	0	22.3	119
19:00	25	0	6	6	12	23	23	2	0	0	0	0	0	0	0	0	0	0	0	0	0	22.0	72
20:00	25	0	2	10	16	22	16	10	0	0	0	0	0	0	0	0	0	0	0	0	0	23.0	76
21:00	25	0	1	1	10	11	27	2	0	0	0	0	0	0	0	0	0	0	0	0	0	24.3	52
22:00	25	0	0	2	9	14	13	2	0	0	0	0	0	0	0	0	0	0	0	0	0	23.5	40
23:00	25	0	1	2	6	7	6	2	0	0	0	0	0	0	0	0	0	0	0	0	0	22.0	24
Total #		21	100	117	337	431	471	106	1	0	0	0	0	0	0	0	0	0	0	0	0	22.1	1584



Time View: By Hour (Total Volumes)

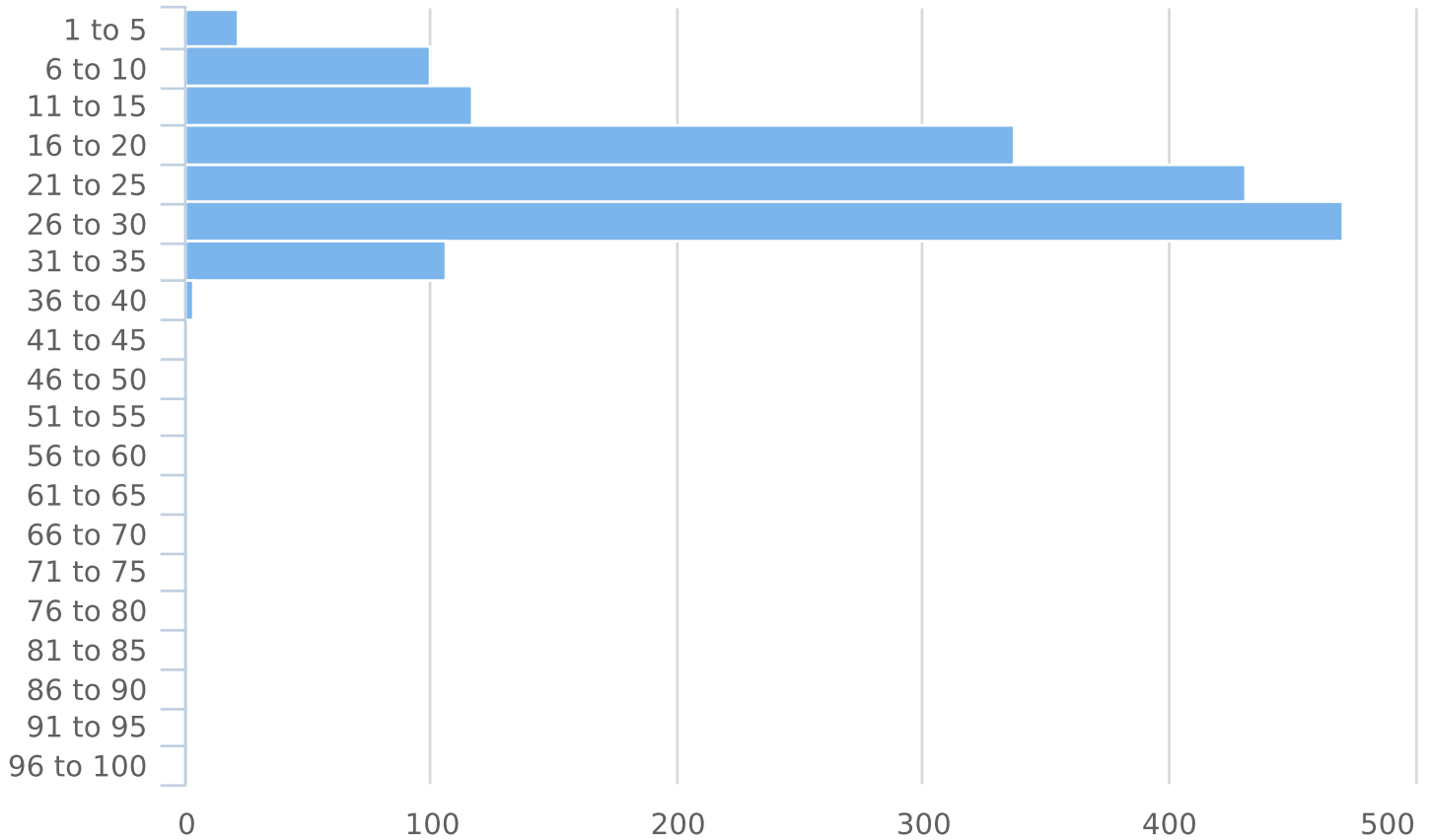
Speed Bins: Size 5, Range 1 to 100

Site: 1635 Withmere Way, EB

Time of Day: 0:00 to 23:59

Dates: 7/11/2020 to 7/17/2020

Total Vehicles by Speed Bin



Total Volume by Hour

