



Volume By Time Report

Generated by Christopher Irwin from City of Dunwoody (GA) on Jul 1, 2020 at 8:8:29 AM

Time View: By Week (Total Volumes)

Speed Bins: Size 5, Range 1 to 100

Site: Tilly Mill Rd Spring Mill CV, NB

Time of Day: 0:00 to 23:59

Dates: 6/24/2020 to 6/30/2020

Week	00:00	01:00	02:00	03:00	04:00	05:00	06:00	07:00	08:00	09:00	10:00	11:00	12:00	13:00	14:00	15:00	16:00	17:00	18:00	19:00	20:00	21:00	22:00	23:00	Total
6/21/2020	75	43	25	18	52	128	305	621	825	871	858	838	834	869	836	859	883	807	752	579	454	344	263	149	12288
6/28/2020	60	26	15	14	27	93	213	418	558	599	558	554	629	600	621	626	708	618	506	455	347	259	149	73	8726
Total #	135	69	40	32	79	221	518	1039	1383	1470	1416	1392	1463	1469	1457	1485	1591	1425	1258	1034	801	603	412	222	21014

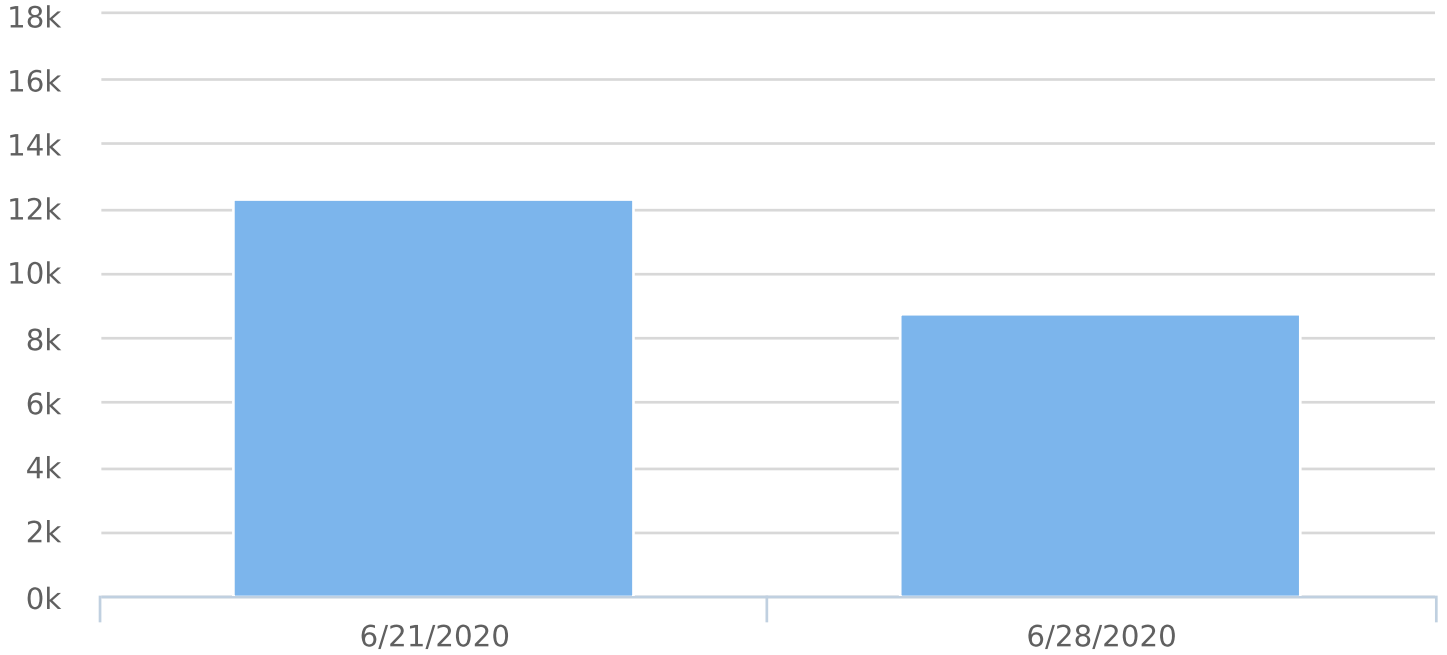
Generated by Christopher Irwin from City of Dunwoody (GA) on Jul 1, 2020 at 8:8:29 AM



Time of Day: 0:00 to 23:59
Dates: 6/24/2020 to 6/30/2020

Time View: By Week (Total Volumes)
Speed Bins: Size 5, Range 1 to 100
Site: Tilly Mill Rd Spring Mill CV, NB

Volume by Week





Volume By Time Report

Generated by Christopher Irwin from City of Dunwoody (GA) on Jul 1, 2020 at 8:10:15 AM

Time View: By Day of Week (Avg Volumes)

Speed Bins: Size 5, Range 1 to 100

Site: Tilly Mill Rd Spring Mill CV, NB

Time of Day: 0:00 to 23:59

Dates: 6/24/2020 to 6/30/2020

Day of Week	00:00	01:00	02:00	03:00	04:00	05:00	06:00	07:00	08:00	09:00	10:00	11:00	12:00	13:00	14:00	15:00	16:00	17:00	18:00	19:00	20:00	21:00	22:00	23:00	Total
Sun	19	8	11	6	5	9	26	71	103	130	155	159	182	190	193	194	183	171	144	137	114	95	48	22	2375
Mon	26	7	3	4	12	39	96	169	213	222	190	199	238	181	195	205	250	221	190	168	123	82	52	26	3111
Tue	15	11	1	4	10	45	91	178	242	247	213	196	209	229	233	227	275	226	172	150	110	82	49	25	3240
Wed	15	6	3	7	12	39	76	182	215	233	209	169	202	208	215	199	205	216	193	127	79	76	56	19	2961
Thu	21	8	5	3	17	37	84	176	222	206	215	201	167	202	203	237	239	221	203	158	134	86	74	33	3152
Fri	19	14	8	3	10	37	100	161	221	217	224	245	242	240	203	218	243	211	198	166	127	88	70	40	3305
Sat	20	15	9	5	13	15	45	102	167	215	210	223	223	219	215	205	196	159	158	128	114	94	63	57	2870
Avg #	19	10	6	5	11	32	74	148	198	210	202	199	209	210	208	212	227	204	180	148	114	86	59	32	3002



Generated by Christopher Irwin from City of Dunwoody (GA) on Jul 1, 2020 at 8:10:15 AM

Time View: By Day of Week (Avg Volumes)

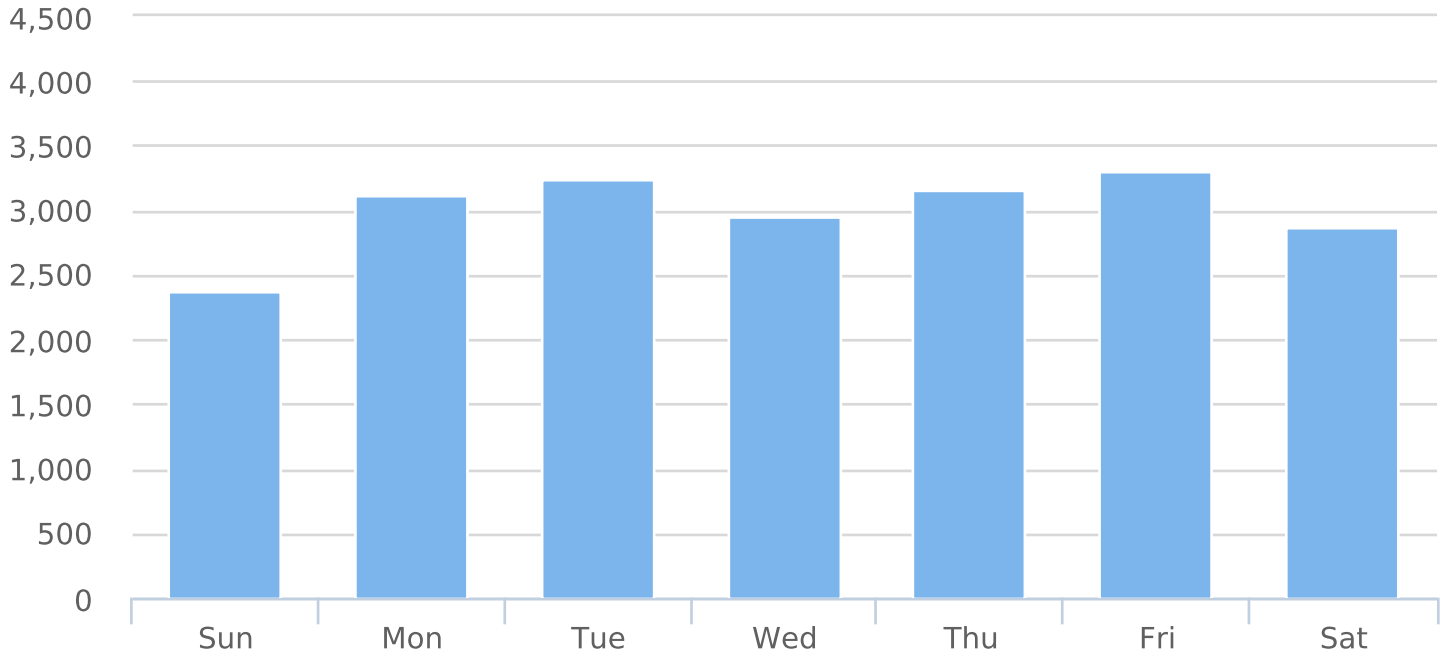
Speed Bins: Size 5, Range 1 to 100

Site: Tilly Mill Rd Spring Mill CV, NB

Time of Day: 0:00 to 23:59

Dates: 6/24/2020 to 6/30/2020

Volume by Day





Generated by Christopher Irwin from City of Dunwoody (GA) on Jul 1, 2020 at 8:10:15 AM

Time View: By Day of Week (Avg Volumes)

Speed Bins: Size 5, Range 1 to 100

Site: Tilly Mill Rd Spring Mill CV, NB

Time of Day: 0:00 to 23:59

Dates: 6/24/2020 to 6/30/2020

Day of Week	00:00	01:00	02:00	03:00	04:00	05:00	06:00	07:00	08:00	09:00	10:00	11:00	12:00	13:00	14:00	15:00	16:00	17:00	18:00	19:00	20:00	21:00	22:00	23:00	Total
Sun	19	8	11	6	5	9	26	71	103	130	155	159	182	190	193	194	183	171	144	137	114	95	48	22	2375
Mon	26	7	3	4	12	39	96	169	213	222	190	199	238	181	195	205	250	221	190	168	123	82	52	26	3111
Tue	15	11	1	4	10	45	91	178	242	247	213	196	209	229	233	227	275	226	172	150	110	82	49	25	3240
Wed	15	6	3	7	12	39	76	182	215	233	209	169	202	208	215	199	205	216	193	127	79	76	56	19	2961
Thu	21	8	5	3	17	37	84	176	222	206	215	201	167	202	203	237	239	221	203	158	134	86	74	33	3152
Fri	19	14	8	3	10	37	100	161	221	217	224	245	242	240	203	218	243	211	198	166	127	88	70	40	3305
Sat	20	15	9	5	13	15	45	102	167	215	210	223	223	219	215	205	196	159	158	128	114	94	63	57	2870
Avg #	19	10	6	5	11	32	74	148	198	210	202	199	209	210	208	212	227	204	180	148	114	86	59	32	3002



Generated by Christopher Irwin from City of Dunwoody (GA) on Jul 1, 2020 at 8:10:15 AM

Time View: By Day of Week (Avg Volumes)

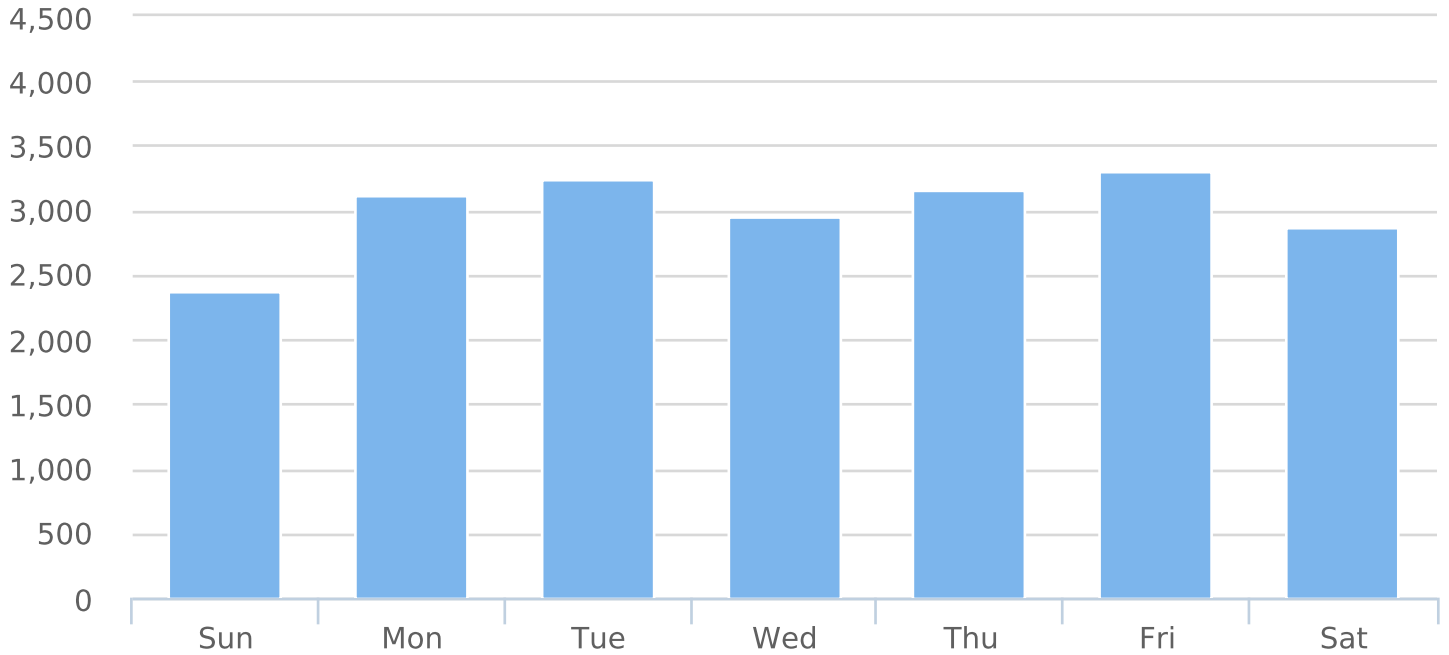
Speed Bins: Size 5, Range 1 to 100

Site: Tilly Mill Rd Spring Mill CV, NB

Time of Day: 0:00 to 23:59

Dates: 6/24/2020 to 6/30/2020

Volume by Day



Generated by Christopher Irwin from City of Dunwoody (GA) on Jul 1, 2020 at 8:7:39 AM



Time View: By Week (Total Volumes)
Speed Bins: Size 5, Range 1 to 100
Site: Tilly Mill Rd Spring Mill CV, NB

Time of Day: 0:00 to 23:59
Dates: 6/24/2020 to 6/30/2020

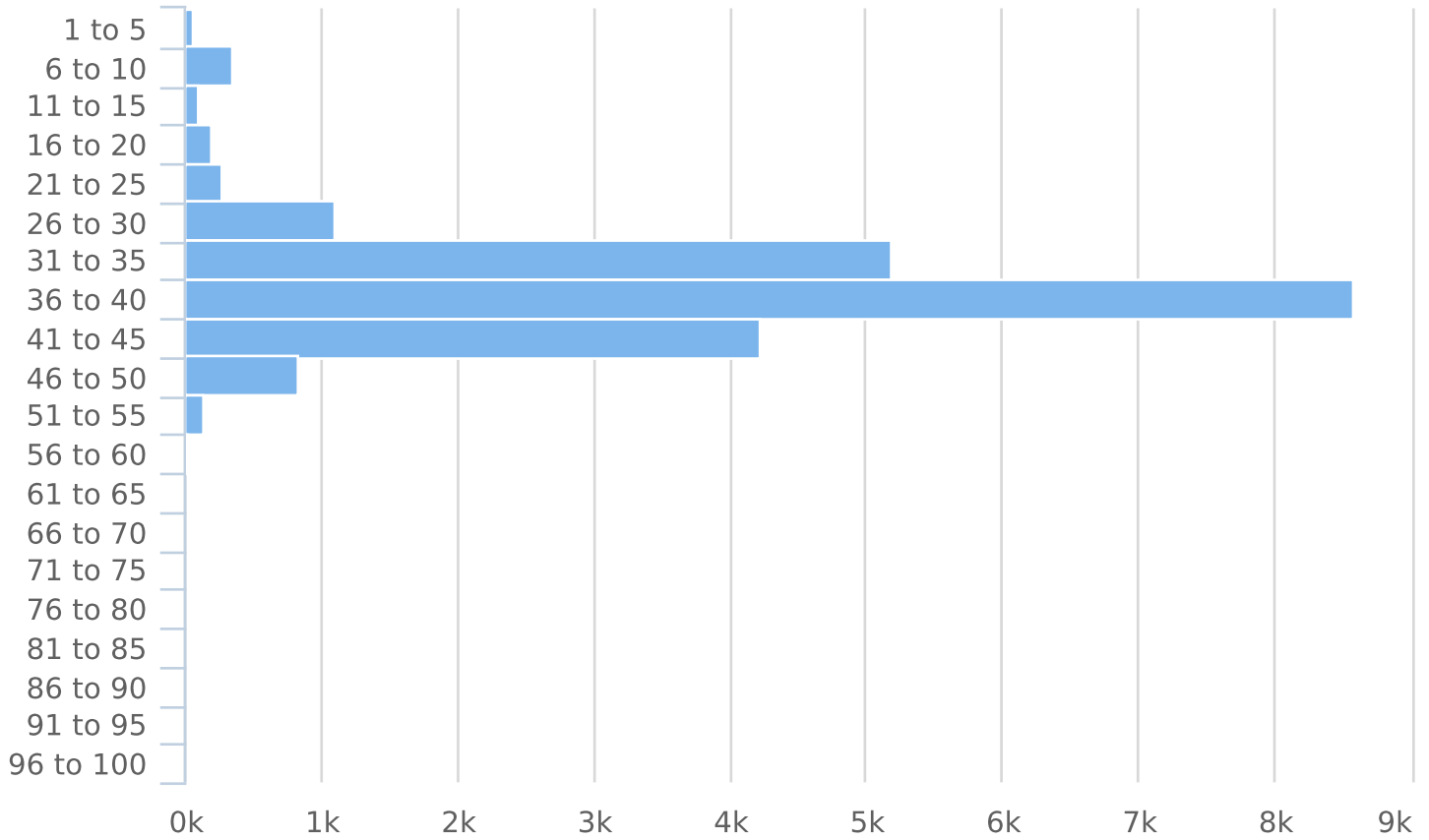
Week	Spd Lim	1 to 5	6 to 10	11 to 15	16 to 20	21 to 25	26 to 30	31 to 35	36 to 40	41 to 45	46 to 50	51 to 55	56 to 60	61 to 65	66 to 70	71 to 75	76 to 80	81 to 85	86 to 90	91 to 95	96 to 100	Avg Spd	Total #
6/21/2020	35	35	206	57	97	127	604	3066	5108	2407	486	76	17	2	0	0	0	0	0	0	0	37.0	12288
6/28/2020	35	24	145	45	88	134	489	2114	3463	1808	348	59	7	2	0	0	0	0	0	0	0	37.4	8726
Total #		59	351	102	185	261	1093	5180	8571	4215	834	135	24	4	0	0	0	0	0	0	0	37.2	21014



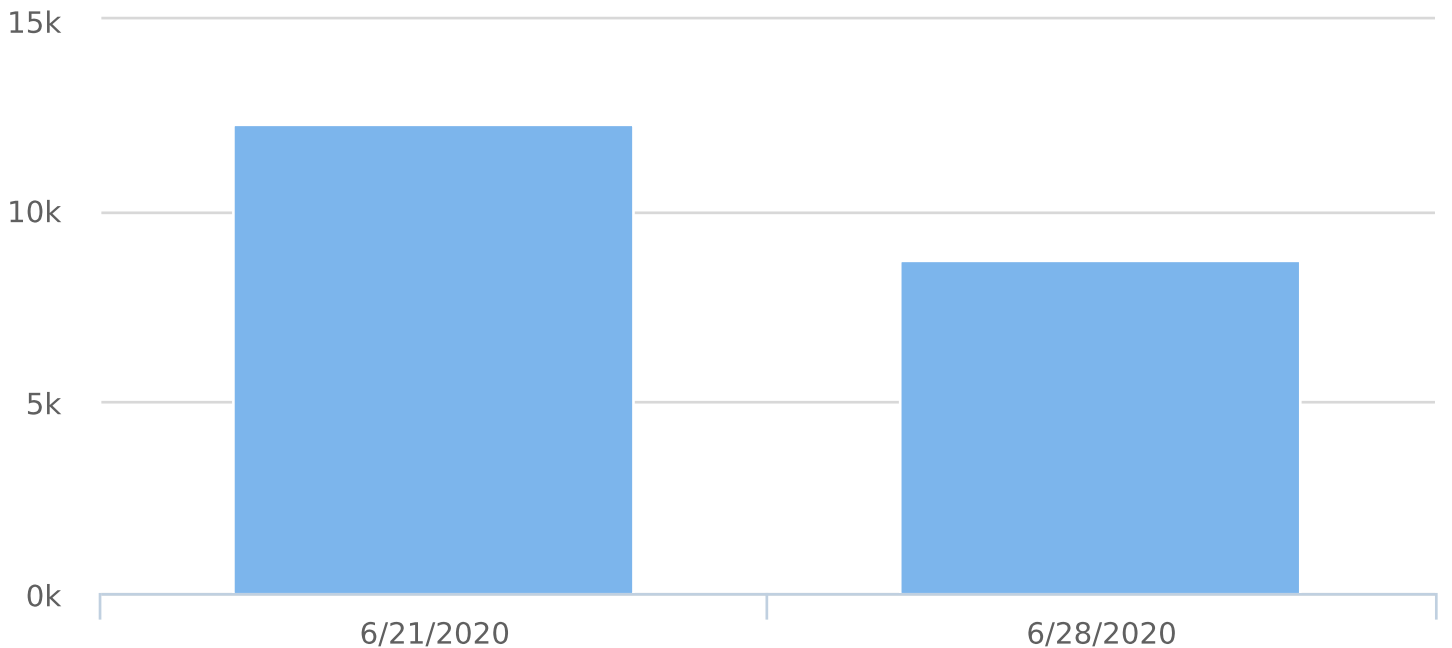
Time View: By Week (Total Volumes)
 Speed Bins: Size 5, Range 1 to 100
 Site: Tilly Mill Rd Spring Mill CV, NB

Time of Day: 0:00 to 23:59
 Dates: 6/24/2020 to 6/30/2020

Total Vehicles by Speed Bin



Total Volume by Week



Generated by Christopher Irwin from City of Dunwoody (GA) on Jul 1, 2020 at 8:5:37 AM



Time View: By Day of Week (Avg Volumes)

Speed Bins: Size 5, Range 1 to 100

Site: Tilly Mill Rd Spring Mill CV, NB

Time of Day: 0:00 to 23:59

Dates: 6/24/2020 to 6/30/2020

Day of Week	Spd Lim	1 to 5	6 to 10	11 to 15	16 to 20	21 to 25	26 to 30	31 to 35	36 to 40	41 to 45	46 to 50	51 to 55	56 to 60	61 to 65	66 to 70	71 to 75	76 to 80	81 to 85	86 to 90	91 to 95	96 to 100	Avg Spd	Avg #	
Sun	35	8	53	17	24	27	93	505	907	581	129	28	3	0	0	0	0	0	0	0	0	0	37.4	2375
Mon	35	5	32	15	15	26	128	726	1329	695	120	15	3	2	0	0	0	0	0	0	0	0	37.8	3111
Tue	35	11	60	13	49	81	268	883	1227	532	99	16	1	0	0	0	0	0	0	0	0	0	36.9	3240
Wed	35	6	55	16	15	27	176	816	1223	505	98	21	3	0	0	0	0	0	0	0	0	0	36.5	2961
Thu	35	7	45	17	24	31	141	762	1318	648	139	14	6	0	0	0	0	0	0	0	0	0	37.4	3152
Fri	35	13	56	11	33	49	146	739	1395	719	118	21	3	2	0	0	0	0	0	0	0	0	37.3	3305
Sat	35	9	50	13	25	20	141	749	1172	535	131	20	5	0	0	0	0	0	0	0	0	0	36.8	2870
Avg #		8	50	15	26	37	156	740	1224	602	119	19	3	1	0	0	0	0	0	0	0	0	37.2	3002



Time View: By Day of Week (Avg Volumes)

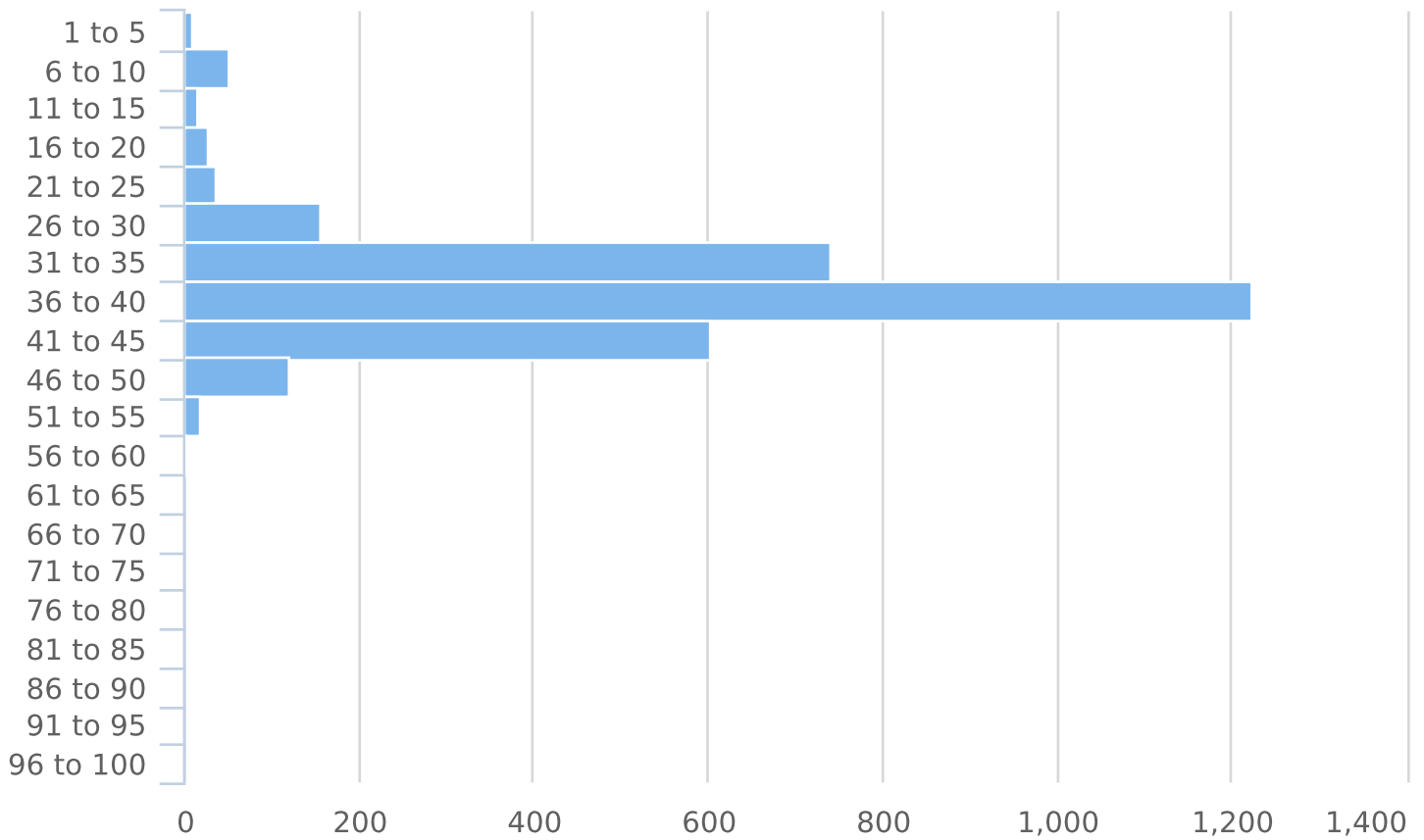
Speed Bins: Size 5, Range 1 to 100

Site: Tilly Mill Rd Spring Mill CV, NB

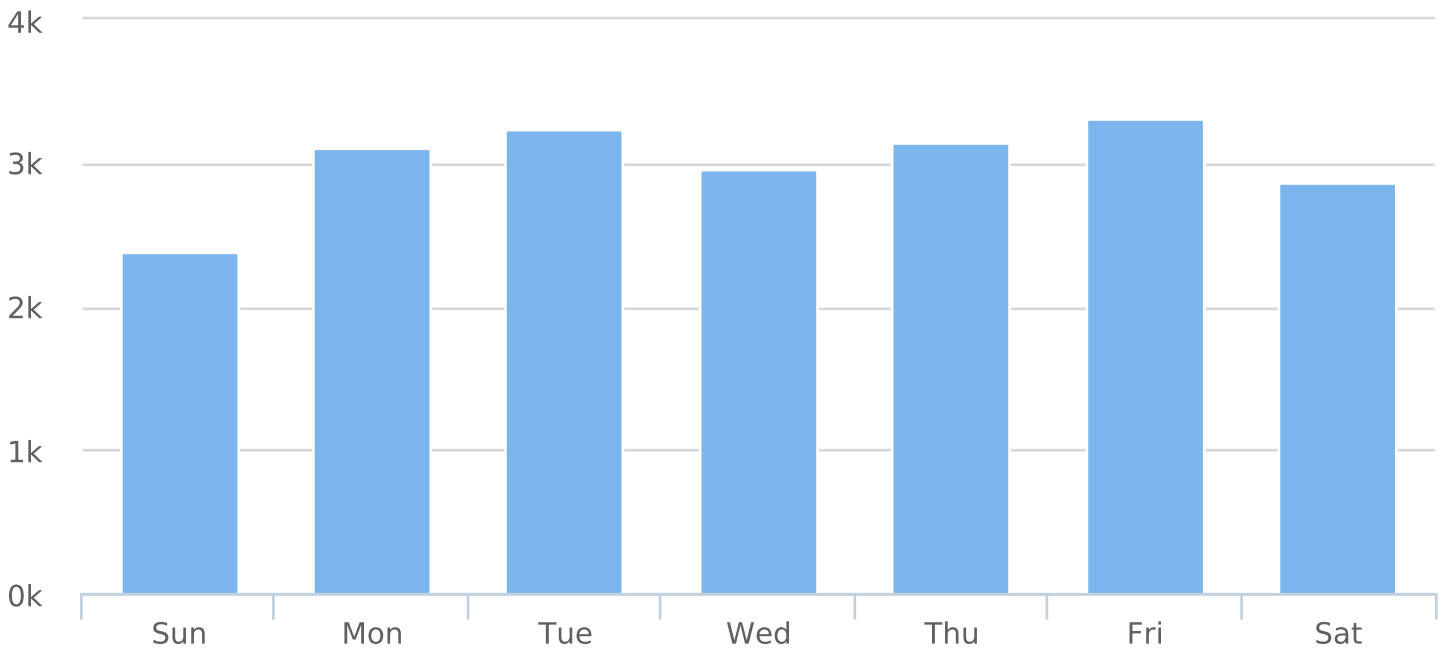
Time of Day: 0:00 to 23:59

Dates: 6/24/2020 to 6/30/2020

Average Vehicles by Speed Bin



Average Volume by Day of Week



Generated by Christopher Irwin from City of Dunwoody (GA) on Jul 1, 2020 at 8:4:48 AM



Time View: By Hour (Total Volumes)
 Speed Bins: Size 5, Range 1 to 100
 Site: Tilly Mill Rd Spring Mill CV, NB

Time of Day: 0:00 to 23:59
 Dates: 6/24/2020 to 6/30/2020

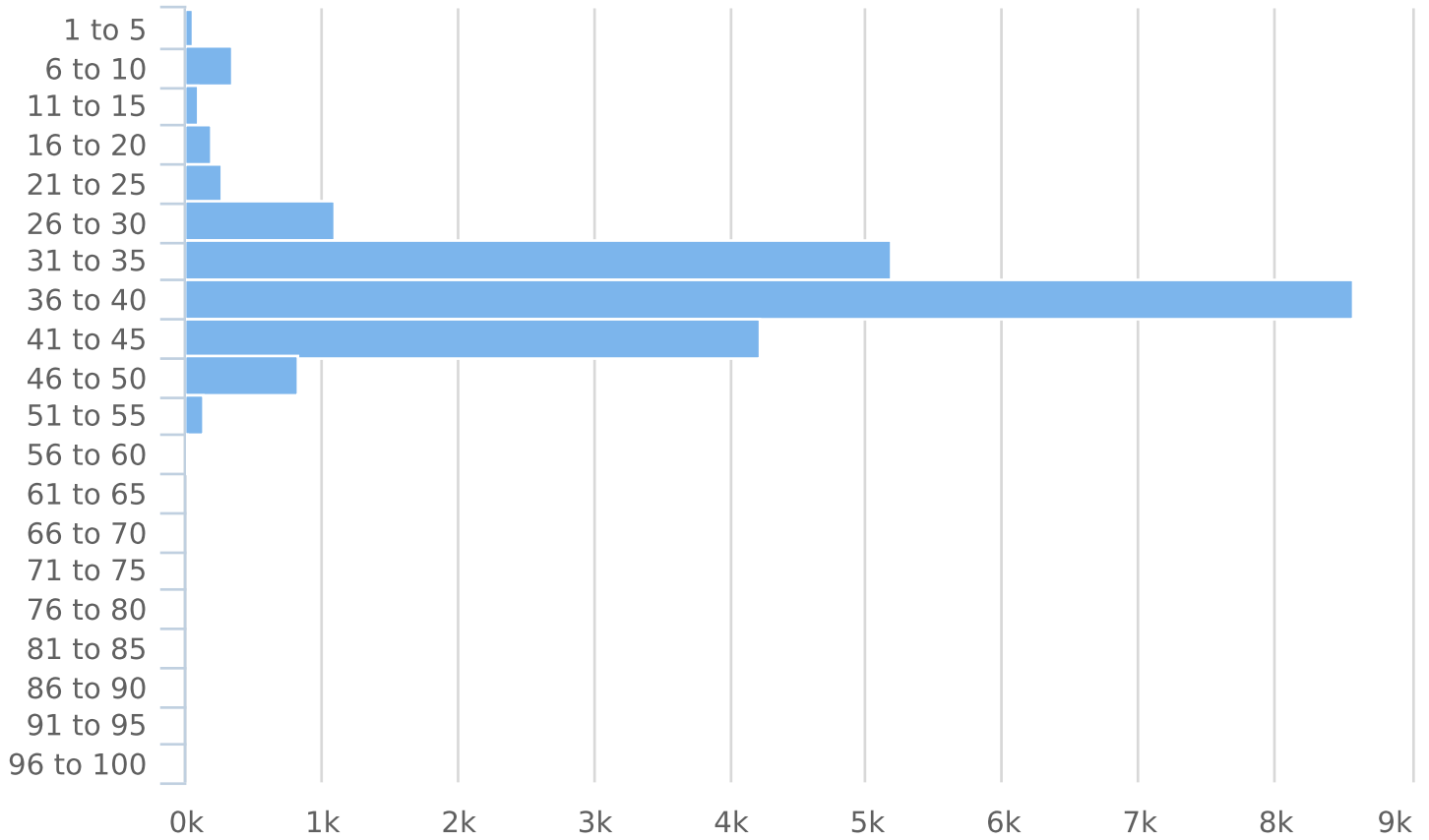
Hour	Spd Lim	1 to 5	6 to 10	11 to 15	16 to 20	21 to 25	26 to 30	31 to 35	36 to 40	41 to 45	46 to 50	51 to 55	56 to 60	61 to 65	66 to 70	71 to 75	76 to 80	81 to 85	86 to 90	91 to 95	96 to 100	Avg Spd	Total #
0:00	35	0	3	1	0	1	2	29	48	28	16	4	3	0	0	0	0	0	0	0	0	39.1	135
1:00	35	1	1	0	1	0	3	12	23	21	6	1	0	0	0	0	0	0	0	0	0	38.3	69
2:00	35	0	0	0	0	0	1	7	14	10	5	3	0	0	0	0	0	0	0	0	0	40.9	40
3:00	35	0	1	0	0	0	1	9	14	4	2	1	0	0	0	0	0	0	0	0	0	37.6	32
4:00	35	0	0	0	1	0	6	14	26	23	7	0	2	0	0	0	0	0	0	0	0	39.1	79
5:00	35	2	7	0	3	2	6	55	93	41	10	2	0	0	0	0	0	0	0	0	0	36.7	221
6:00	35	8	22	2	2	4	21	122	192	107	31	5	2	0	0	0	0	0	0	0	0	36.3	518
7:00	35	7	45	5	10	12	49	261	416	184	45	4	1	0	0	0	0	0	0	0	0	35.4	1039
8:00	35	6	46	7	15	10	77	407	567	210	35	3	0	0	0	0	0	0	0	0	0	35.1	1383
9:00	35	7	32	12	28	33	104	389	592	228	35	10	0	0	0	0	0	0	0	0	0	35.4	1470
10:00	35	6	17	4	10	38	117	432	509	228	45	9	1	0	0	0	0	0	0	0	0	35.6	1416
11:00	35	3	16	11	37	41	127	385	491	234	41	6	0	0	0	0	0	0	0	0	0	35.4	1392
12:00	35	5	25	7	14	16	83	370	620	270	45	7	1	0	0	0	0	0	0	0	0	36.3	1463
13:00	35	1	13	10	17	16	90	380	605	282	50	5	0	0	0	0	0	0	0	0	0	36.4	1469
14:00	35	3	18	7	10	23	70	336	600	321	56	12	1	0	0	0	0	0	0	0	0	37.0	1457
15:00	35	1	7	6	3	3	46	303	669	374	62	9	2	0	0	0	0	0	0	0	0	38.0	1485
16:00	35	4	29	9	4	17	57	334	693	359	78	5	1	1	0	0	0	0	0	0	0	37.1	1591
17:00	35	0	6	5	4	9	53	311	613	360	58	5	1	0	0	0	0	0	0	0	0	37.9	1425
18:00	35	2	15	2	9	9	48	268	525	302	66	11	0	1	0	0	0	0	0	0	0	37.9	1258
19:00	35	1	14	5	6	9	31	210	428	250	62	14	2	2	0	0	0	0	0	0	0	38.1	1034
20:00	35	0	24	6	3	5	35	195	329	158	33	10	3	0	0	0	0	0	0	0	0	36.6	801
21:00	35	1	5	3	6	11	33	186	240	96	17	3	2	0	0	0	0	0	0	0	0	36.1	603
22:00	35	1	5	0	2	1	26	108	167	78	17	6	1	0	0	0	0	0	0	0	0	37.1	412
23:00	35	0	0	0	0	1	7	57	97	47	12	0	1	0	0	0	0	0	0	0	0	38.0	222
Total #		59	351	102	185	261	1093	5180	8571	4215	834	135	24	4	0	0	0	0	0	0	0	37.1	21014



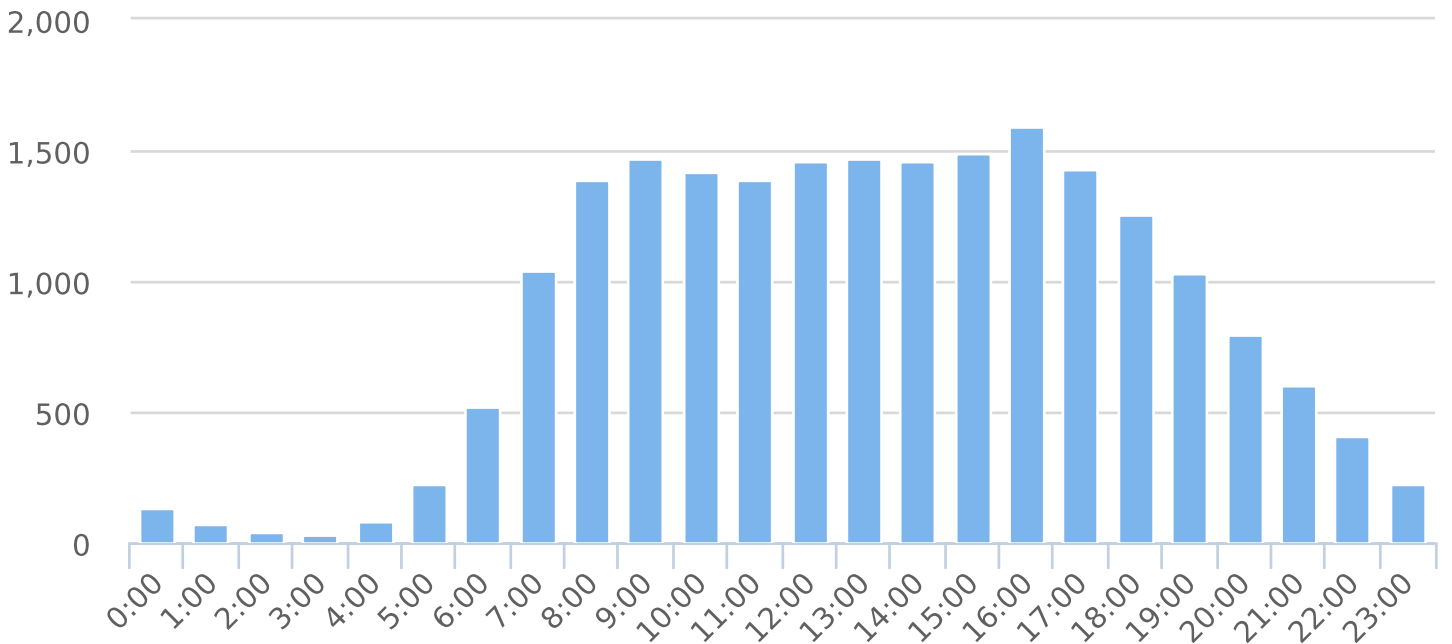
Time View: By Hour (Total Volumes)
 Speed Bins: Size 5, Range 1 to 100
 Site: Tilly Mill Rd Spring Mill CV, NB

Time of Day: 0:00 to 23:59
 Dates: 6/24/2020 to 6/30/2020

Total Vehicles by Speed Bin



Total Volume by Hour



Generated by Christopher Irwin from City of Dunwoody (GA) on Jul 1, 2020 at 8:3:47 AM



Time View: By Hour (Avg Volumes)
Speed Bins: Size 5, Range 1 to 100
Site: Tilly Mill Rd Spring Mill CV, NB

Time of Day: 0:00 to 23:59
Dates: 6/24/2020 to 6/30/2020

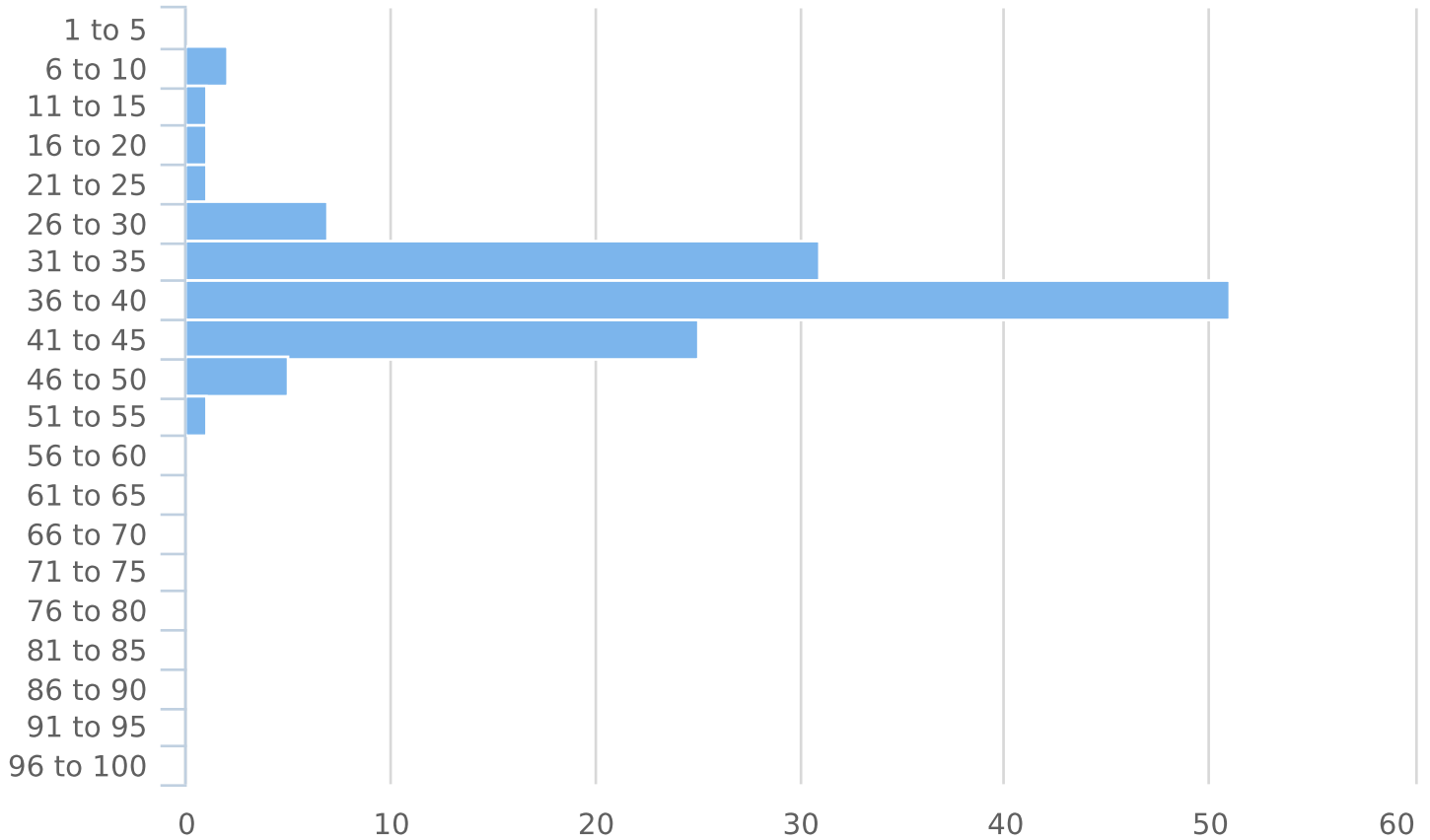
Hour	Spd Lim	1 to 5	6 to 10	11 to 15	16 to 20	21 to 25	26 to 30	31 to 35	36 to 40	41 to 45	46 to 50	51 to 55	56 to 60	61 to 65	66 to 70	71 to 75	76 to 80	81 to 85	86 to 90	91 to 95	96 to 100	Avg Spd	Avg #
0:00	35	0	0	0	0	0	0	4	7	4	2	1	0	0	0	0	0	0	0	0	0	39.1	19
1:00	35	0	0	0	0	0	0	2	3	3	1	0	0	0	0	0	0	0	0	0	0	38.3	10
2:00	35	0	0	0	0	0	0	1	2	1	1	0	0	0	0	0	0	0	0	0	0	40.9	6
3:00	35	0	0	0	0	0	0	1	2	1	0	0	0	0	0	0	0	0	0	0	0	37.6	5
4:00	35	0	0	0	0	0	1	2	4	3	1	0	0	0	0	0	0	0	0	0	0	39.1	11
5:00	35	0	1	0	0	0	1	8	13	6	1	0	0	0	0	0	0	0	0	0	0	36.7	32
6:00	35	1	3	0	0	1	3	17	27	15	4	1	0	0	0	0	0	0	0	0	0	36.3	74
7:00	35	1	6	1	1	2	7	37	59	26	6	1	0	0	0	0	0	0	0	0	0	35.4	148
8:00	35	1	7	1	2	1	11	58	81	30	5	0	0	0	0	0	0	0	0	0	0	35.1	198
9:00	35	1	5	2	4	5	15	56	85	33	5	1	0	0	0	0	0	0	0	0	0	35.4	210
10:00	35	1	2	1	1	5	17	62	73	33	6	1	0	0	0	0	0	0	0	0	0	35.6	202
11:00	35	0	2	2	5	6	18	55	70	33	6	1	0	0	0	0	0	0	0	0	0	35.4	199
12:00	35	1	4	1	2	2	12	53	89	39	6	1	0	0	0	0	0	0	0	0	0	36.3	209
13:00	35	0	2	1	2	2	13	54	86	40	7	1	0	0	0	0	0	0	0	0	0	36.4	210
14:00	35	0	3	1	1	3	10	48	86	46	8	2	0	0	0	0	0	0	0	0	0	37.0	208
15:00	35	0	1	1	0	0	7	43	96	53	9	1	0	0	0	0	0	0	0	0	0	38.0	212
16:00	35	1	4	1	1	2	8	48	99	51	11	1	0	0	0	0	0	0	0	0	0	37.1	227
17:00	35	0	1	1	1	1	8	44	88	51	8	1	0	0	0	0	0	0	0	0	0	37.9	204
18:00	35	0	2	0	1	1	7	38	75	43	9	2	0	0	0	0	0	0	0	0	0	37.9	180
19:00	35	0	2	1	1	1	4	30	61	36	9	2	0	0	0	0	0	0	0	0	0	38.1	148
20:00	35	0	3	1	0	1	5	28	47	23	5	1	0	0	0	0	0	0	0	0	0	36.6	114
21:00	35	0	1	0	1	2	5	27	34	14	2	0	0	0	0	0	0	0	0	0	0	36.1	86
22:00	35	0	1	0	0	0	4	15	24	11	2	1	0	0	0	0	0	0	0	0	0	37.1	59
23:00	35	0	0	0	0	0	1	8	14	7	2	0	0	0	0	0	0	0	0	0	0	38.0	32
Avg #		0	2	1	1	1	7	31	51	25	5	1	0	0	0	0	0	0	0	0	0	37.1	125



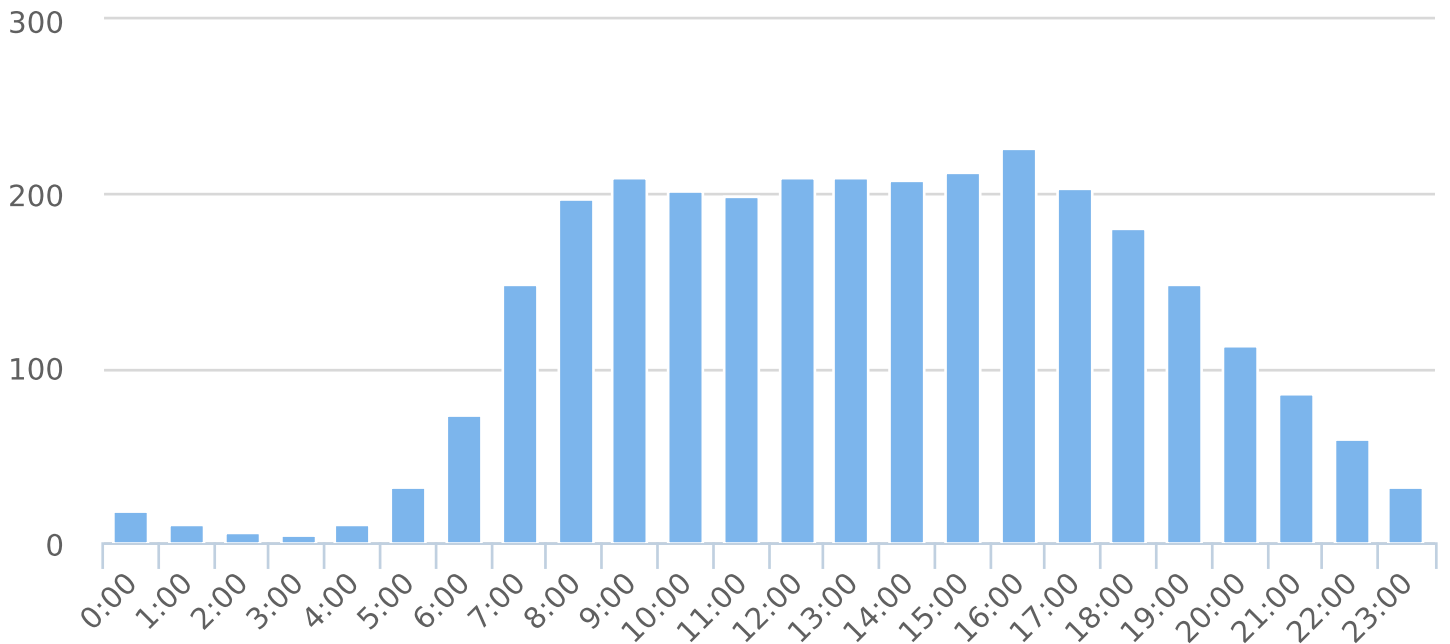
Time of Day: 0:00 to 23:59
 Dates: 6/24/2020 to 6/30/2020

Time View: By Hour (Avg Volumes)
 Speed Bins: Size 5, Range 1 to 100
 Site: Tilly Mill Rd Spring Mill CV, NB

Average Vehicles by Speed Bin



Average Volume by Hour



Generated by Christopher Irwin from City of Dunwoody (GA) on Jul 1, 2020 at 8:6:40 AM



Time View: By Date (Total Volumes)
Speed Bins: Size 5, Range 1 to 100
Site: Tilly Mill Rd Spring Mill CV, NB

Time of Day: 0:00 to 23:59
Dates: 6/24/2020 to 6/30/2020

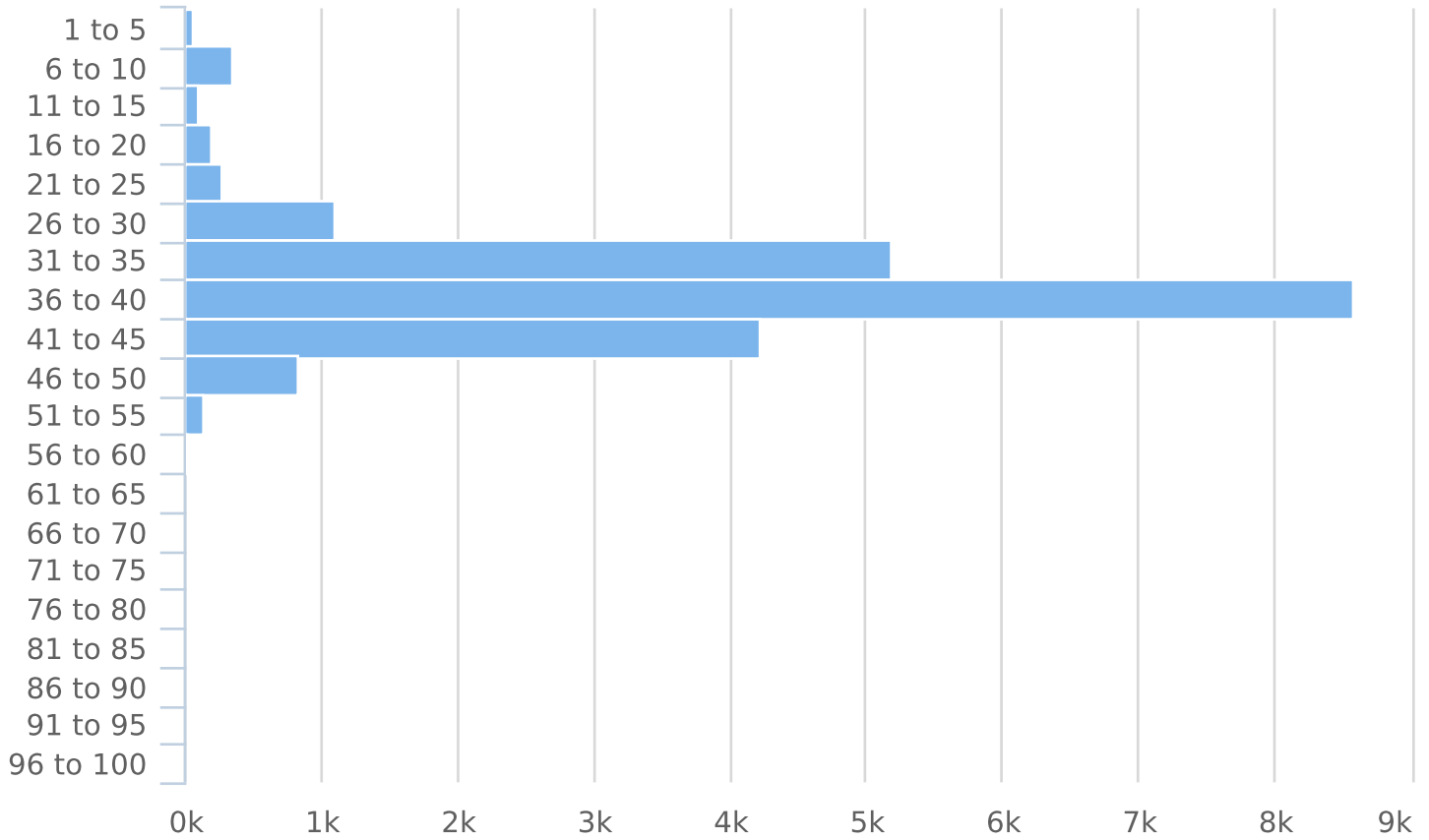
Date	Spd Lim	1 to 5	6 to 10	11 to 15	16 to 20	21 to 25	26 to 30	31 to 35	36 to 40	41 to 45	46 to 50	51 to 55	56 to 60	61 to 65	66 to 70	71 to 75	76 to 80	81 to 85	86 to 90	91 to 95	96 to 100	Avg Spd	Total #
6/24/2020	35	6	55	16	15	27	176	816	1223	505	98	21	3	0	0	0	0	0	0	0	0	36.5	2961
6/25/2020	35	7	45	17	24	31	141	762	1318	648	139	14	6	0	0	0	0	0	0	0	0	37.4	3152
6/26/2020	35	13	56	11	33	49	146	739	1395	719	118	21	3	2	0	0	0	0	0	0	0	37.3	3305
6/27/2020	35	9	50	13	25	20	141	749	1172	535	131	20	5	0	0	0	0	0	0	0	0	36.8	2870
6/28/2020	35	8	53	17	24	27	93	505	907	581	129	28	3	0	0	0	0	0	0	0	0	37.4	2375
6/29/2020	35	5	32	15	15	26	128	726	1329	695	120	15	3	2	0	0	0	0	0	0	0	37.8	3111
6/30/2020	35	11	60	13	49	81	268	883	1227	532	99	16	1	0	0	0	0	0	0	0	0	36.9	3240
Total #		59	351	102	185	261	1093	5180	8571	4215	834	135	24	4	0	0	0	0	0	0	0	37.2	21014



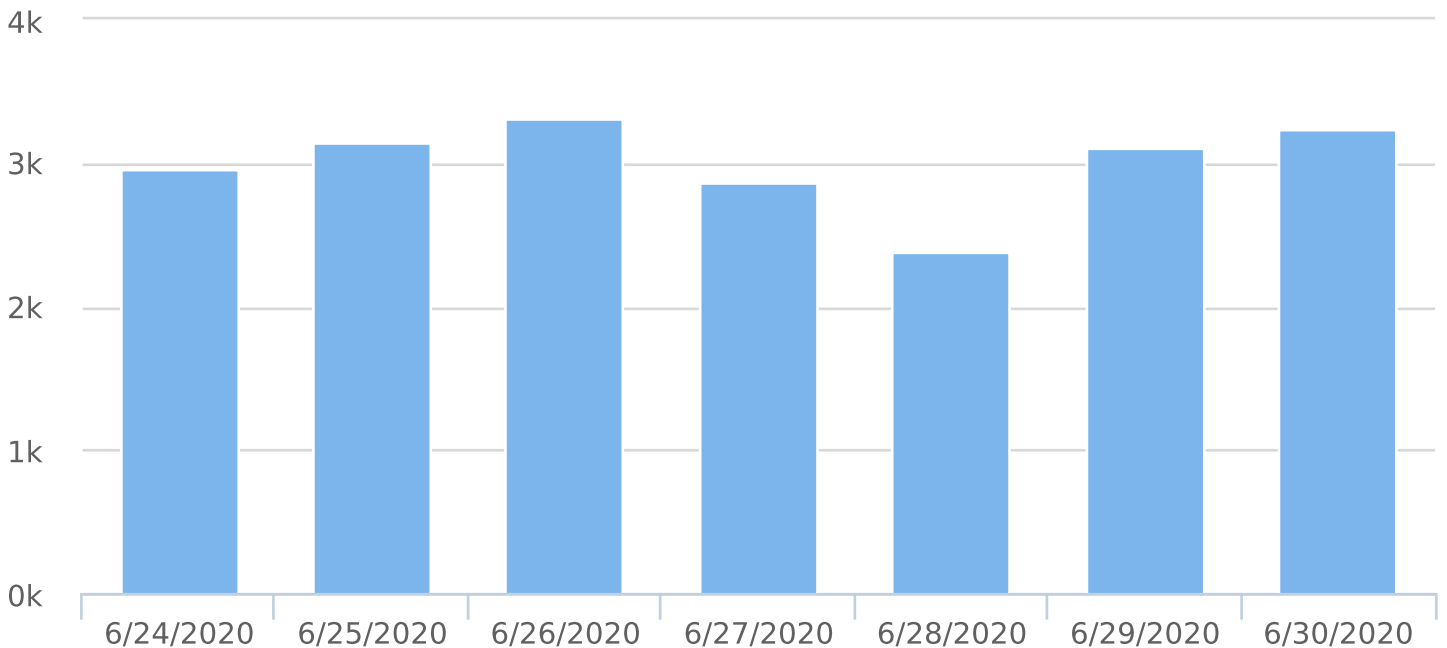
Time of Day: 0:00 to 23:59
 Dates: 6/24/2020 to 6/30/2020

Time View: By Date (Total Volumes)
 Speed Bins: Size 5, Range 1 to 100
 Site: Tilly Mill Rd Spring Mill CV, NB

Total Vehicles by Speed Bin



Total Volume by Date





Generated by Christopher Irwin from City of Dunwoody (GA) on Jul 1, 2020 at 8:2:41 AM

Time of Day: 0:00 to 23:59

Site: Tilly Mill Rd Spring Mill CV, NB

Dates: 6/24/2020 to 6/30/2020

Overall Summary

Total Days of Data: 7

Speed Limit: 35

Average Speed: 37.15

50th Percentile Speed: 37.59

85th Percentile Speed: 42.27

Pace Speed Range: 33.0-43.0

Minimum Speed: 5.0

Maximum Speed: 62.0

Display Status: Speed Display

Average Volume per Day: 3002.0

Total Volume: 21014.0