



Generated by Christopher Irwin from City of Dunwoody on Mar 2, 2020 at 9:21:37 AM

Time of Day: 0:00 to 23:59

Site: 5069 Wickford Way, SB

Dates: 2/24/2020 to 2/28/2020

Overall Summary

Total Days of Data: 5

Speed Limit: 25

Average Speed: 19.26

50th Percentile Speed: 19.27

85th Percentile Speed: 23.92

Pace Speed Range: 15.0-25.0

Minimum Speed: 5.0

Maximum Speed: 39.0

Display Status: Speed Display

Average Volume per Day: 535.0

Total Volume: 2675.0

Generated by Christopher Irwin from City of Dunwoody on Mar 2, 2020 at 9:27:1 AM



Time View: By Date (Total Volumes)
Speed Bins: Size 5, Range 1 to 100
Site: 5069 Wickford Way, SB

Time of Day: 0:00 to 23:59
Dates: 2/24/2020 to 2/28/2020

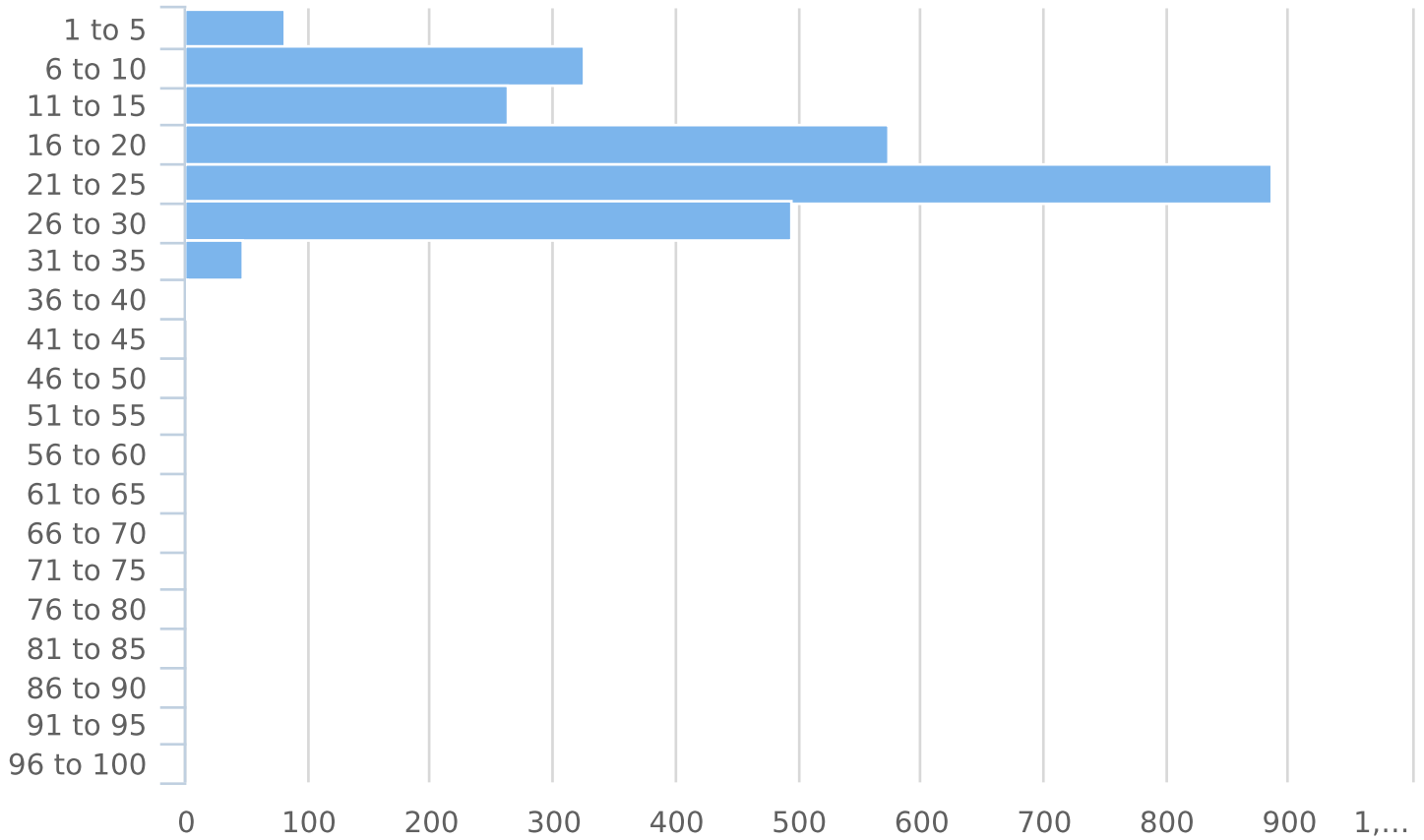
Date	Spd Lim	1 to 5	6 to 10	11 to 15	16 to 20	21 to 25	26 to 30	31 to 35	36 to 40	41 to 45	46 to 50	51 to 55	56 to 60	61 to 65	66 to 70	71 to 75	76 to 80	81 to 85	86 to 90	91 to 95	96 to 100	Avg Spd	Total #
2/24/2020	25	45	86	40	98	220	128	10	1	0	0	0	0	0	0	0	0	0	0	0	0	18.0	628
2/25/2020	25	7	61	71	155	216	113	5	0	0	0	0	0	0	0	0	0	0	0	0	0	19.3	628
2/26/2020	25	6	53	62	129	206	105	16	0	0	0	0	0	0	0	0	0	0	0	0	0	19.6	577
2/27/2020	25	22	116	84	165	208	114	13	2	0	0	0	0	0	0	0	0	0	0	0	0	19.8	724
2/28/2020	25	1	9	7	27	37	34	3	0	0	0	0	0	0	0	0	0	0	0	0	0	19.3	118
Total #		81	325	264	574	887	494	47	3	0	0	0	0	0	0	0	0	0	0	0	0	19.2	2675



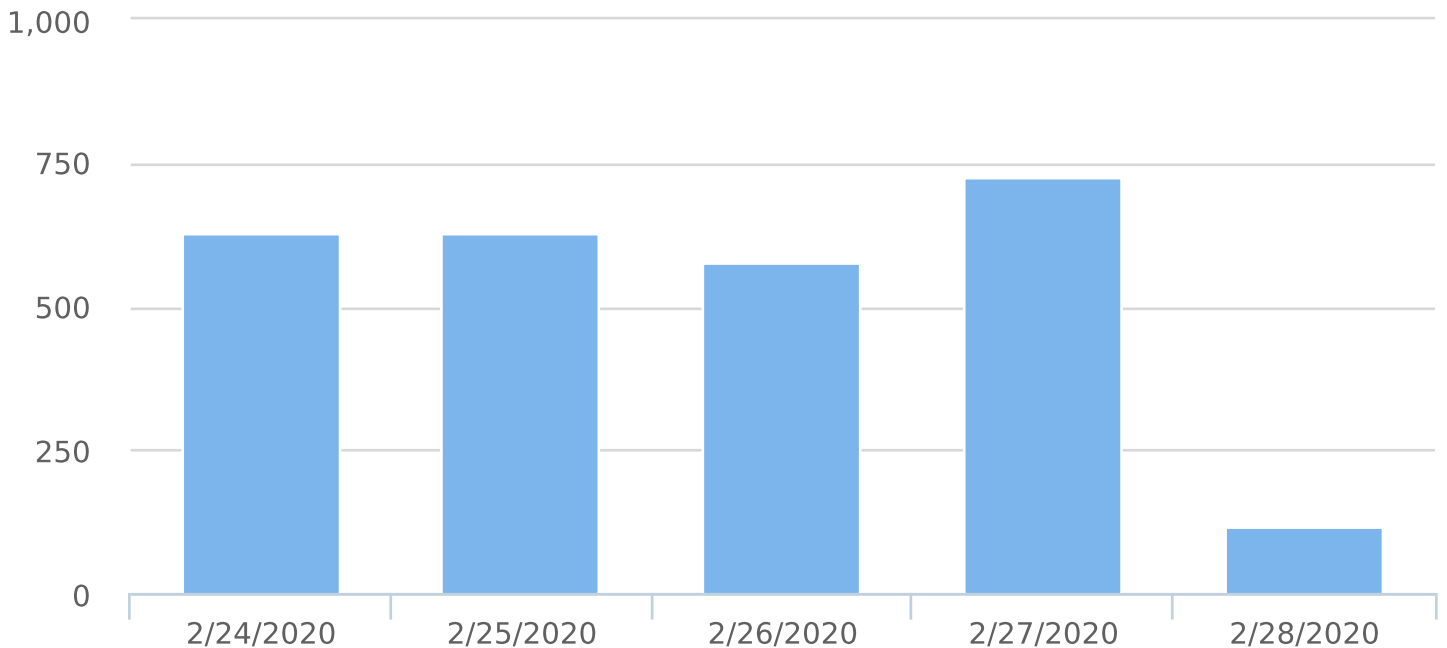
Time View: By Date (Total Volumes)
 Speed Bins: Size 5, Range 1 to 100
 Site: 5069 Wickford Way, SB

Time of Day: 0:00 to 23:59
 Dates: 2/24/2020 to 2/28/2020

Total Vehicles by Speed Bin



Total Volume by Date



Generated by Christopher Irwin from City of Dunwoody on Mar 2, 2020 at 9:25:56 AM



Time View: By Day of Week (Avg Volumes)

Speed Bins: Size 5, Range 1 to 100

Site: 5069 Wickford Way, SB

Time of Day: 0:00 to 23:59

Dates: 2/24/2020 to 2/28/2020

Day of Week	Spd Lim	1 to 5	6 to 10	11 to 15	16 to 20	21 to 25	26 to 30	31 to 35	36 to 40	41 to 45	46 to 50	51 to 55	56 to 60	61 to 65	66 to 70	71 to 75	76 to 80	81 to 85	86 to 90	91 to 95	96 to 100	Avg Spd	Avg #
Mon	25	45	86	40	98	220	128	10	1	0	0	0	0	0	0	0	0	0	0	0	0	18.0	628
Tue	25	7	61	71	155	216	113	5	0	0	0	0	0	0	0	0	0	0	0	0	0	19.3	628
Wed	25	6	53	62	129	206	105	16	0	0	0	0	0	0	0	0	0	0	0	0	0	19.6	577
Thu	25	22	116	84	165	208	114	13	2	0	0	0	0	0	0	0	0	0	0	0	0	19.8	724
Fri	25	1	9	7	27	37	34	3	0	0	0	0	0	0	0	0	0	0	0	0	0	19.3	118
Avg #		16	65	53	115	177	99	9	1	0	0	0	0	0	0	0	0	0	0	0	0	19.2	535



Time View: By Day of Week (Avg Volumes)

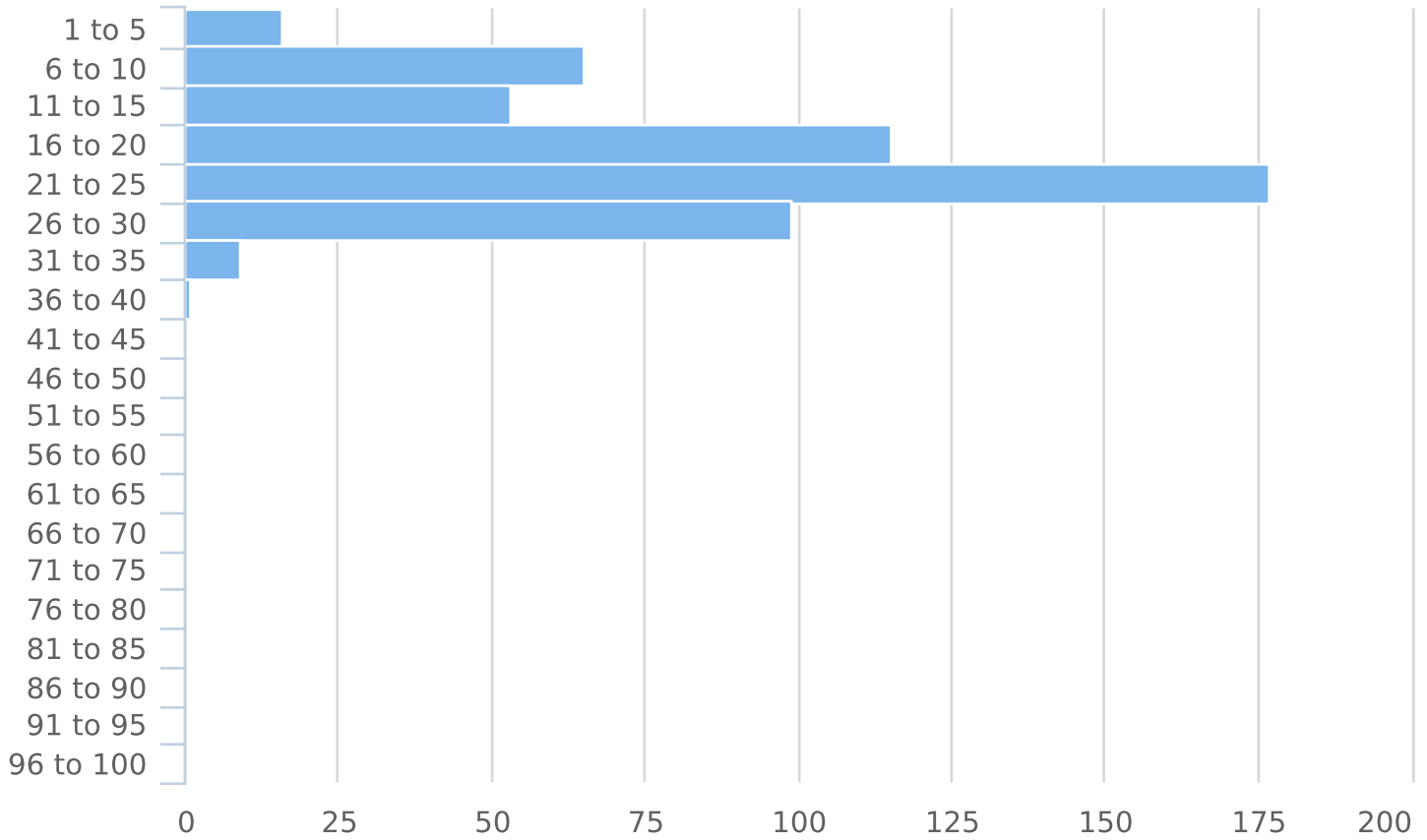
Speed Bins: Size 5, Range 1 to 100

Site: 5069 Wickford Way, SB

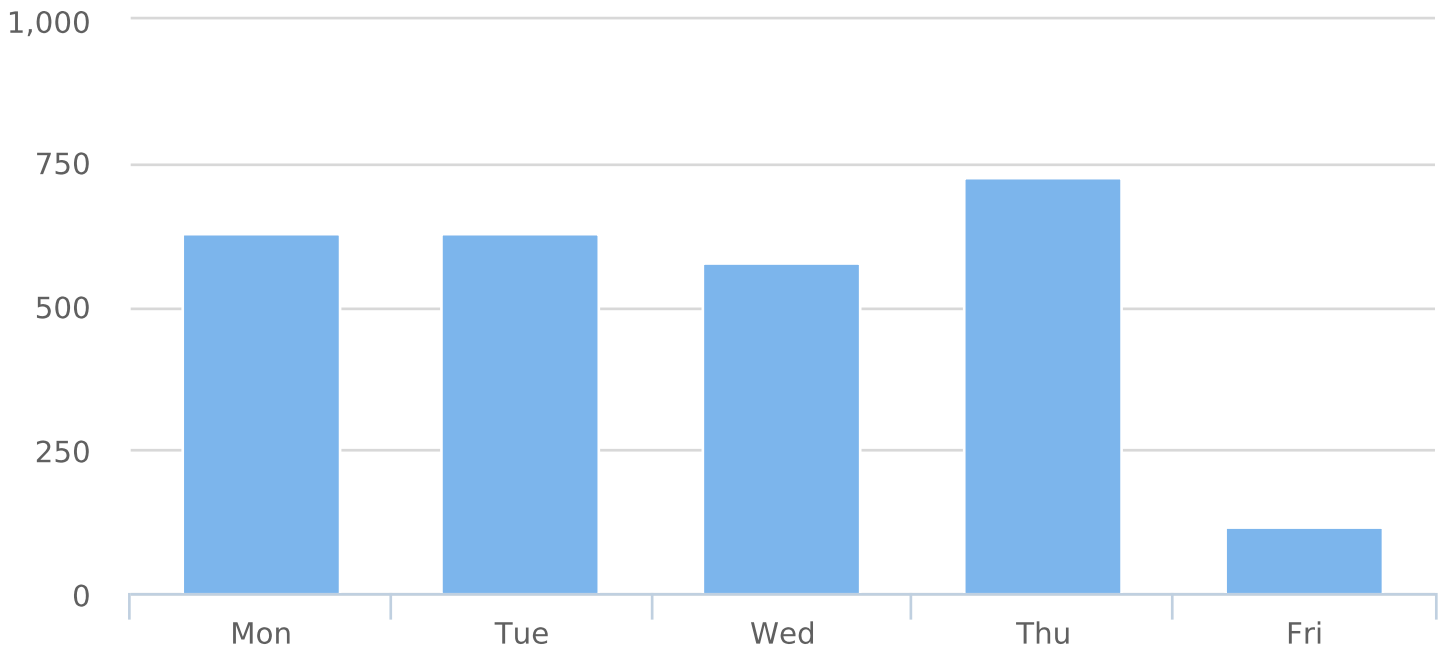
Time of Day: 0:00 to 23:59

Dates: 2/24/2020 to 2/28/2020

Average Vehicles by Speed Bin



Average Volume by Day of Week





Generated by Christopher Irwin from City of Dunwoody on Mar 2, 2020 at 9:30:13 AM

Time View: By Date (Total Volumes)

Speed Bins: Size 5, Range 1 to 100

Site: 5069 Wickford Way, SB

Time of Day: 0:00 to 23:59

Dates: 2/24/2020 to 2/28/2020

Date	00:00	01:00	02:00	03:00	04:00	05:00	06:00	07:00	08:00	09:00	10:00	11:00	12:00	13:00	14:00	15:00	16:00	17:00	18:00	19:00	20:00	21:00	22:00	23:00	Total
2/24/2020	1	0	0	0	2	2	11	60	115	56	20	21	52	23	32	27	64	44	46	29	5	14	3	1	628
2/25/2020	0	0	0	0	0	2	18	77	142	64	23	32	34	12	26	26	47	58	41	14	10	1	1	0	628
2/26/2020	1	0	0	0	1	3	18	78	91	32	25	23	21	20	22	36	75	48	51	17	3	10	0	2	577
2/27/2020	2	0	0	1	1	3	17	58	85	55	21	23	22	27	32	20	87	178	52	19	15	4	0	2	724
2/28/2020	0	0	0	1	1	2	14	56	44	0	0	0	0	0	0	0	0	0	0	0	0	0	0	0	118
Total #	4	0	0	2	5	12	78	329	477	207	89	99	129	82	112	109	273	328	190	79	33	29	4	5	2675

Generated by Christopher Irwin from City of Dunwoody on Mar 2, 2020 at 9:30:13 AM



Time View: By Date (Total Volumes)

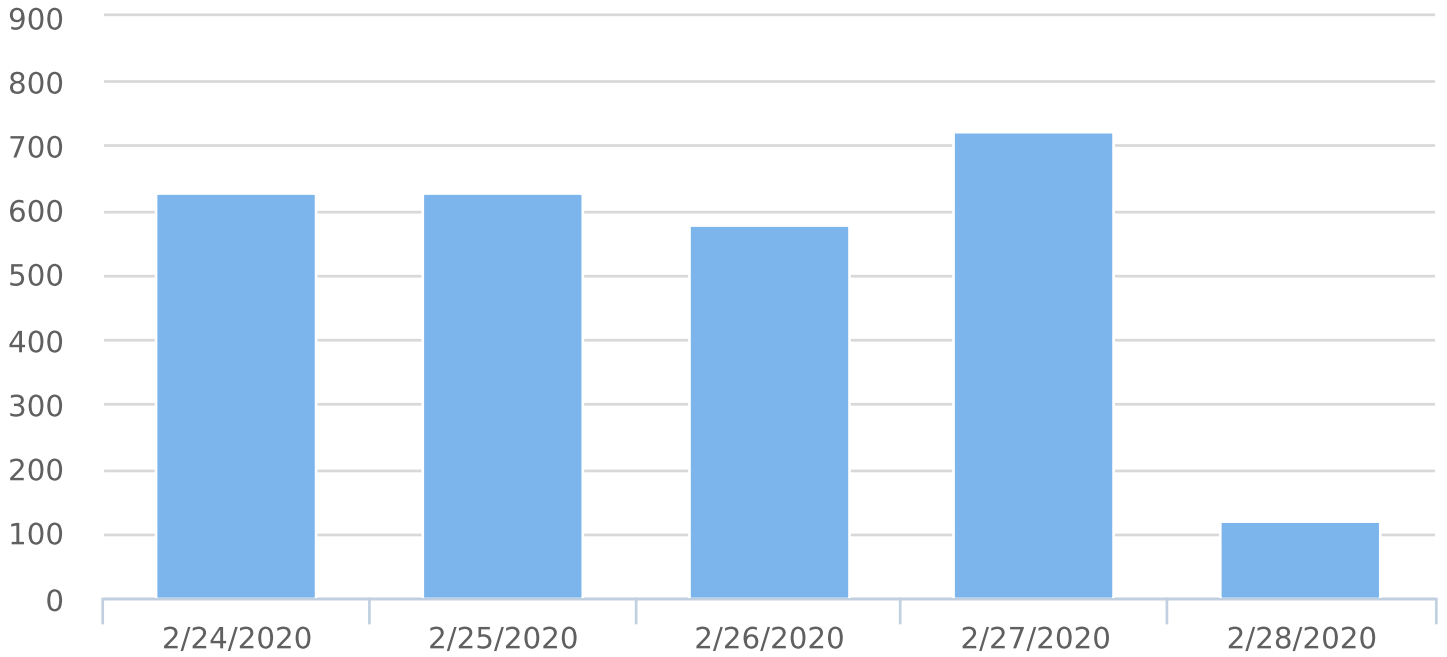
Speed Bins: Size 5, Range 1 to 100

Site: 5069 Wickford Way, SB

Time of Day: 0:00 to 23:59

Dates: 2/24/2020 to 2/28/2020

Volume by Date





Generated by Christopher Irwin from City of Dunwoody on Mar 2, 2020 at 9:30:59 AM

Time View: By Week (Total Volumes)

Speed Bins: Size 5, Range 1 to 100

Site: 5069 Wickford Way, SB

Time of Day: 0:00 to 23:59

Dates: 2/24/2020 to 2/28/2020

Week	00:00	01:00	02:00	03:00	04:00	05:00	06:00	07:00	08:00	09:00	10:00	11:00	12:00	13:00	14:00	15:00	16:00	17:00	18:00	19:00	20:00	21:00	22:00	23:00	Total
2/23/20 20	4	0	0	2	5	12	78	329	477	207	89	99	129	82	112	109	273	328	190	79	33	29	4	5	2675
Total #	4	0	0	2	5	12	78	329	477	207	89	99	129	82	112	109	273	328	190	79	33	29	4	5	2675

Generated by Christopher Irwin from City of Dunwoody on Mar 2, 2020 at 9:30:59 AM



Time View: By Week (Total Volumes)

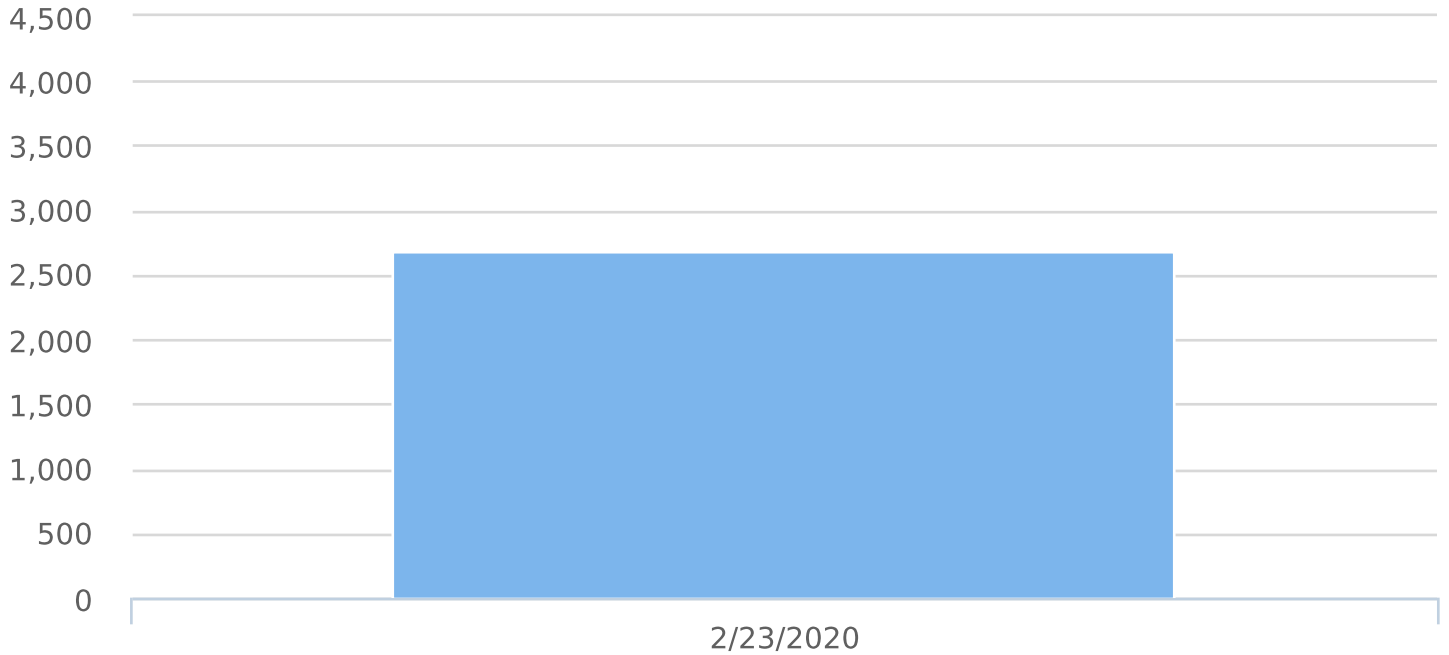
Speed Bins: Size 5, Range 1 to 100

Site: 5069 Wickford Way, SB

Time of Day: 0:00 to 23:59

Dates: 2/24/2020 to 2/28/2020

Volume by Week

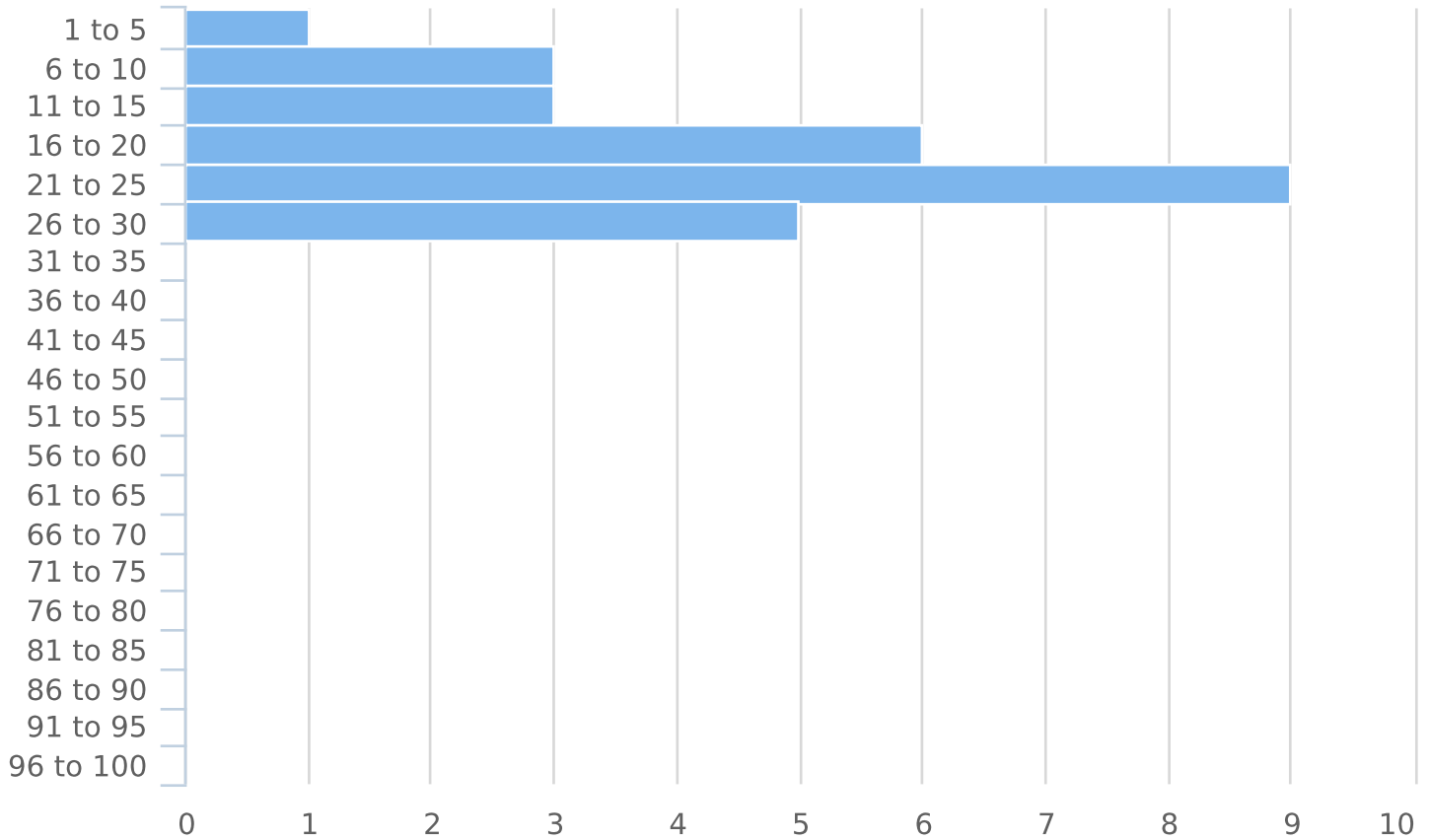




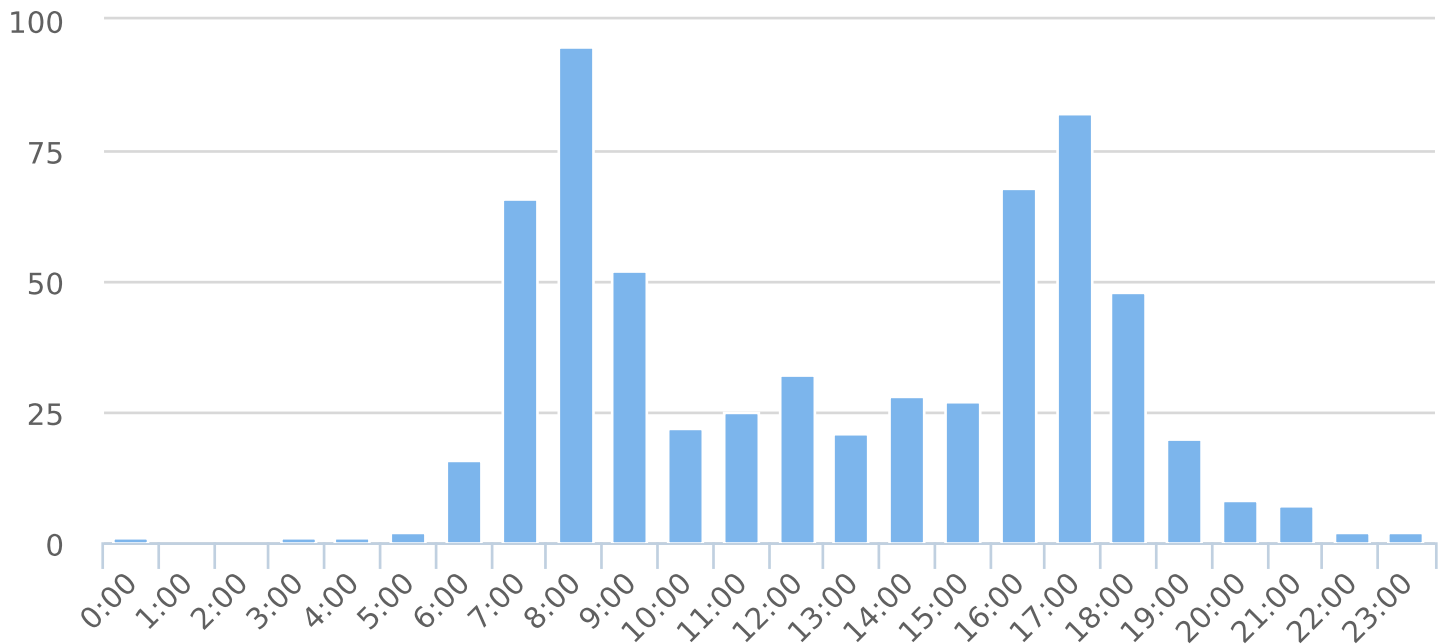
Time View: By Hour (Avg Volumes)
 Speed Bins: Size 5, Range 1 to 100
 Site: 5069 Wickford Way, SB

Time of Day: 0:00 to 23:59
 Dates: 2/24/2020 to 2/28/2020

Average Vehicles by Speed Bin



Average Volume by Hour



Generated by Christopher Irwin from City of Dunwoody on Mar 2, 2020 at 9:24:43 AM



Time View: By Hour (Total Volumes)
Speed Bins: Size 5, Range 1 to 100
Site: 5069 Wickford Way, SB

Time of Day: 0:00 to 23:59
Dates: 2/24/2020 to 2/28/2020

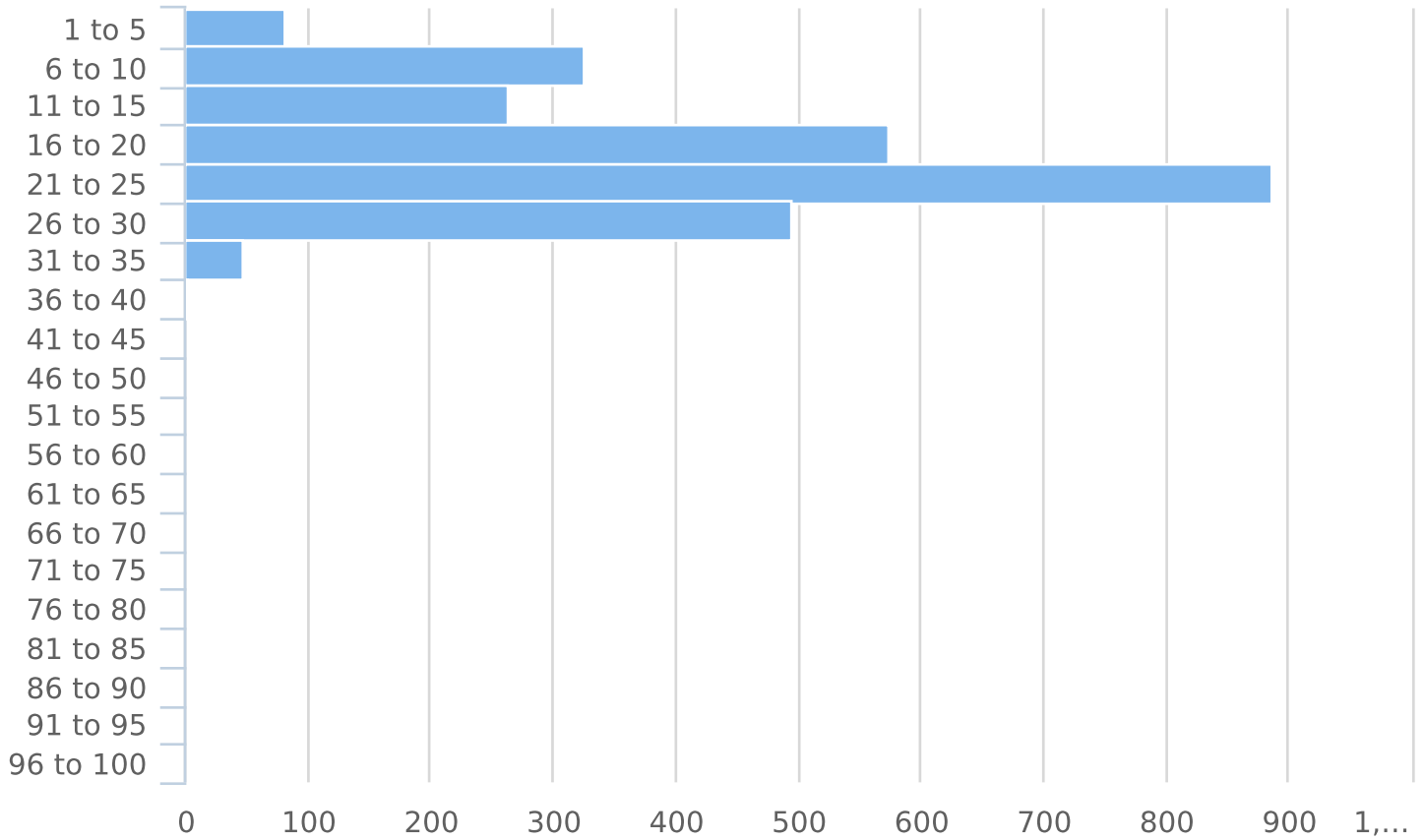
Hour	Spd Lim	1 to 5	6 to 10	11 to 15	16 to 20	21 to 25	26 to 30	31 to 35	36 to 40	41 to 45	46 to 50	51 to 55	56 to 60	61 to 65	66 to 70	71 to 75	76 to 80	81 to 85	86 to 90	91 to 95	96 to 100	Avg Spd	Total #	
0:00	25	0	0	0	1	1	2	0	0	0	0	0	0	0	0	0	0	0	0	0	0	23.0	4	
1:00	25	0	0	0	0	0	0	0	0	0	0	0	0	0	0	0	0	0	0	0	0	0	0.0	0
2:00	25	0	0	0	0	0	0	0	0	0	0	0	0	0	0	0	0	0	0	0	0	0	0.0	0
3:00	25	0	0	0	1	0	1	0	0	0	0	0	0	0	0	0	0	0	0	0	0	0	24.0	2
4:00	25	0	0	0	0	4	1	0	0	0	0	0	0	0	0	0	0	0	0	0	0	0	23.3	5
5:00	25	0	2	3	4	2	1	0	0	0	0	0	0	0	0	0	0	0	0	0	0	0	16.2	12
6:00	25	0	8	6	13	26	22	3	0	0	0	0	0	0	0	0	0	0	0	0	0	0	21.4	78
7:00	25	2	23	23	79	107	82	13	0	0	0	0	0	0	0	0	0	0	0	0	0	0	21.2	329
8:00	25	5	29	28	95	189	123	7	1	0	0	0	0	0	0	0	0	0	0	0	0	0	19.3	477
9:00	25	0	11	11	43	82	50	9	1	0	0	0	0	0	0	0	0	0	0	0	0	0	22.5	207
10:00	25	1	8	19	19	30	12	0	0	0	0	0	0	0	0	0	0	0	0	0	0	0	18.8	89
11:00	25	5	15	21	23	25	10	0	0	0	0	0	0	0	0	0	0	0	0	0	0	0	17.0	99
12:00	25	17	30	24	29	18	10	1	0	0	0	0	0	0	0	0	0	0	0	0	0	0	15.3	129
13:00	25	3	13	10	26	23	7	0	0	0	0	0	0	0	0	0	0	0	0	0	0	0	17.5	82
14:00	25	1	25	20	24	24	17	1	0	0	0	0	0	0	0	0	0	0	0	0	0	0	17.3	112
15:00	25	4	9	12	26	38	20	0	0	0	0	0	0	0	0	0	0	0	0	0	0	0	19.8	109
16:00	25	4	19	17	63	112	52	5	1	0	0	0	0	0	0	0	0	0	0	0	0	0	21.0	273
17:00	25	25	94	43	49	82	33	2	0	0	0	0	0	0	0	0	0	0	0	0	0	0	18.0	328
18:00	25	8	17	13	37	72	40	3	0	0	0	0	0	0	0	0	0	0	0	0	0	0	20.3	190
19:00	25	1	7	8	22	35	5	1	0	0	0	0	0	0	0	0	0	0	0	0	0	0	19.0	79
20:00	25	0	4	3	13	8	3	2	0	0	0	0	0	0	0	0	0	0	0	0	0	0	18.5	33
21:00	25	5	9	2	3	8	2	0	0	0	0	0	0	0	0	0	0	0	0	0	0	0	17.0	29
22:00	25	0	0	0	2	1	1	0	0	0	0	0	0	0	0	0	0	0	0	0	0	0	21.0	4
23:00	25	0	2	1	2	0	0	0	0	0	0	0	0	0	0	0	0	0	0	0	0	0	12.7	5
Total #		81	325	264	574	887	494	47	3	0	0	0	0	0	0	0	0	0	0	0	0	0	17.7	2675



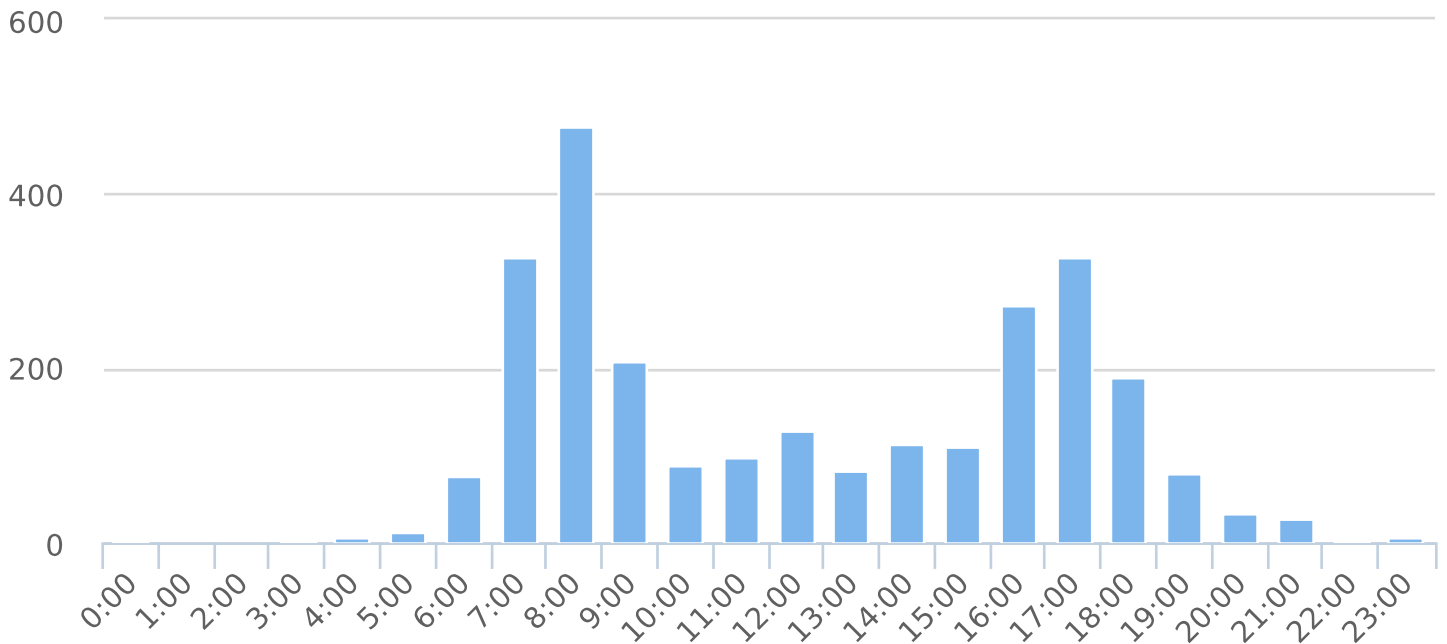
Time View: By Hour (Total Volumes)
 Speed Bins: Size 5, Range 1 to 100
 Site: 5069 Wickford Way, SB

Time of Day: 0:00 to 23:59
 Dates: 2/24/2020 to 2/28/2020

Total Vehicles by Speed Bin



Total Volume by Hour



Generated by Christopher Irwin from City of Dunwoody on Mar 2, 2020 at 9:27:47 AM



Time View: By Week (Total Volumes)

Speed Bins: Size 5, Range 1 to 100

Site: 5069 Wickford Way, SB

Time of Day: 0:00 to 23:59

Dates: 2/24/2020 to 2/28/2020

Week	Spd Lim	1 to 5	6 to 10	11 to 15	16 to 20	21 to 25	26 to 30	31 to 35	36 to 40	41 to 45	46 to 50	51 to 55	56 to 60	61 to 65	66 to 70	71 to 75	76 to 80	81 to 85	86 to 90	91 to 95	96 to 100	Avg Spd	Total #
2/23/2020	25	81	325	264	574	887	494	47	3	0	0	0	0	0	0	0	0	0	0	0	0	19.2	2675
Total #		81	325	264	574	887	494	47	3	0	0	0	0	0	0	0	0	0	0	0	0	19.2	2675



Time View: By Week (Total Volumes)

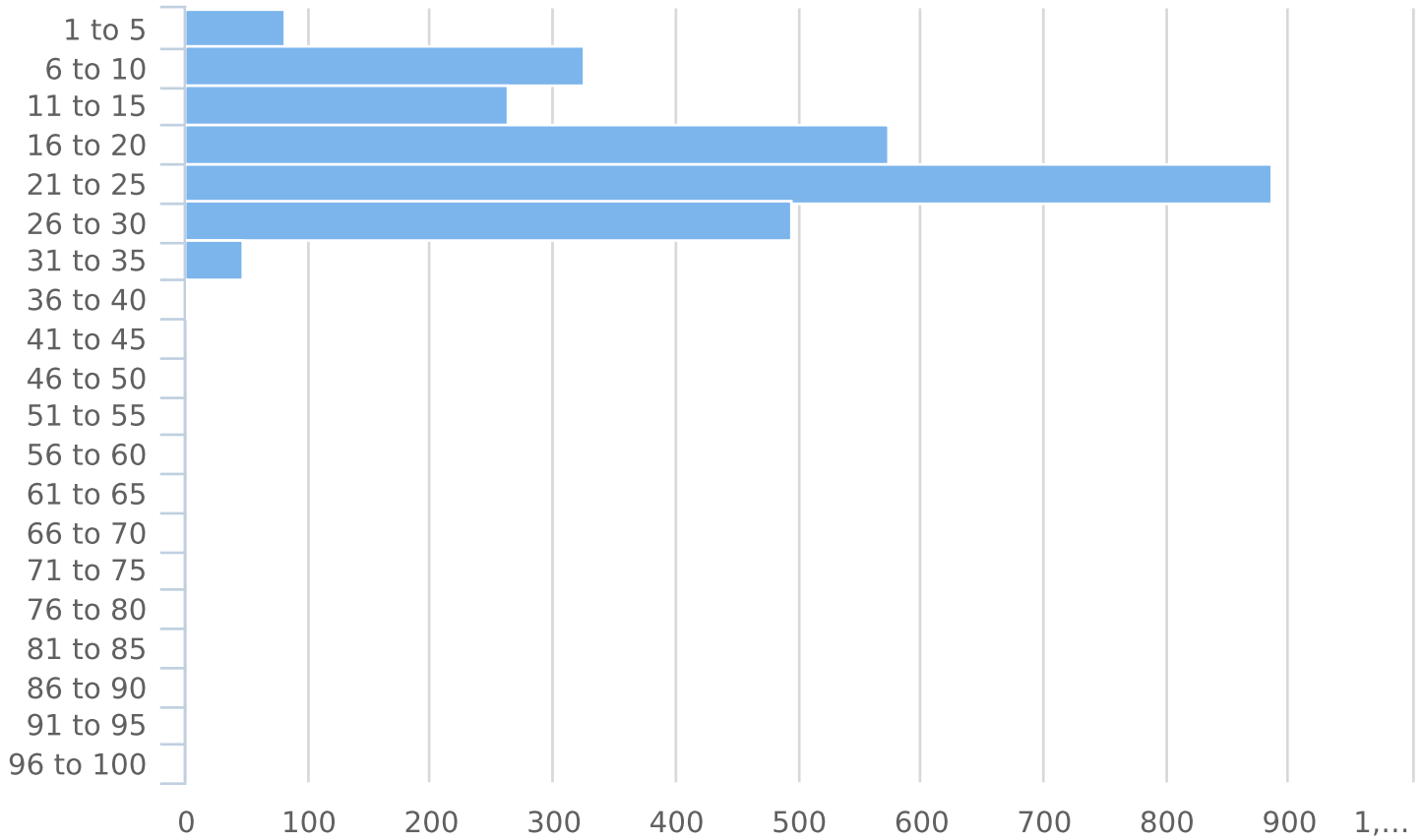
Speed Bins: Size 5, Range 1 to 100

Site: 5069 Wickford Way, SB


Time of Day: 0:00 to 23:59

Dates: 2/24/2020 to 2/28/2020

Total Vehicles by Speed Bin



Total Volume by Week





Volume By Time Report

Generated by Christopher Irwin from City of Dunwoody on Mar 2, 2020 at 9:29:14 AM

Time View: By Day of Week (Avg Volumes)

Speed Bins: Size 5, Range 1 to 100

Site: 5069 Wickford Way, SB

Time of Day: 0:00 to 23:59

Dates: 2/24/2020 to 2/28/2020

Day of Week	00:00	01:00	02:00	03:00	04:00	05:00	06:00	07:00	08:00	09:00	10:00	11:00	12:00	13:00	14:00	15:00	16:00	17:00	18:00	19:00	20:00	21:00	22:00	23:00	Total
Mon	1	0	0	0	2	2	11	60	115	56	20	21	52	23	32	27	64	44	46	29	5	14	3	1	628
Tue	0	0	0	0	0	2	18	77	142	64	23	32	34	12	26	26	47	58	41	14	10	1	1	0	628
Wed	1	0	0	0	1	3	18	78	91	32	25	23	21	20	22	36	75	48	51	17	3	10	0	2	577
Thu	2	0	0	1	1	3	17	58	85	55	21	23	22	27	32	20	87	178	52	19	15	4	0	2	724
Fri	0	0	0	1	1	2	14	56	44	0	0	0	0	0	0	0	0	0	0	0	0	0	0	0	118
Avg #	1	0	0	0	1	2	16	66	95	41	18	20	26	16	22	22	55	66	38	16	7	6	1	1	535



Generated by Christopher Irwin from City of Dunwoody on Mar 2, 2020 at 9:29:14 AM

Time View: By Day of Week (Avg Volumes)

Speed Bins: Size 5, Range 1 to 100

Site: 5069 Wickford Way, SB

Time of Day: 0:00 to 23:59

Dates: 2/24/2020 to 2/28/2020

Volume by Day

