



Generated by Christopher Irwin from City of Dunwoody on Feb 5, 2020 at 12:11:5 PM

Time of Day: 0:00 to 23:59

Site: 5140 Meadowlake Dr, SB

Dates: 10/6/2019 to 10/12/2019

## Overall Summary

Total Days of Data: 7

Speed Limit: 35

Average Speed: 33.64

50th Percentile Speed: 34.18

85th Percentile Speed: 39.95

Pace Speed Range: 30.0-40.0

Minimum Speed: 5.0

Maximum Speed: 65.0

Display Status: Speed Display

Average Volume per Day: 4662.4

Total Volume: 32637.0

Generated by Christopher Irwin from City of Dunwoody on Feb 5, 2020 at 12:15:28 PM



Time View: By Day of Week (Avg Volumes)

Speed Bins: Size 5, Range 1 to 100

Site: 5140 Meadowlake Dr, SB

Time of Day: 0:00 to 23:59

Dates: 10/6/2019 to 10/12/2019

Day of Week	Spd Lim	1 to 5	6 to 10	11 to 15	16 to 20	21 to 25	26 to 30	31 to 35	36 to 40	41 to 45	46 to 50	51 to 55	56 to 60	61 to 65	66 to 70	71 to 75	76 to 80	81 to 85	86 to 90	91 to 95	96 to 100	Avg Spd	Avg #	
Sun	35	1	10	16	73	270	1003	1293	444	99	12	3	0	0	0	0	0	0	0	0	0	0	31.3	3224
Mon	35	0	21	21	111	436	1440	1663	527	83	8	2	0	0	0	0	0	0	0	0	0	0	30.9	4312
Tue	35	2	20	32	109	424	1493	1711	524	90	10	4	0	0	0	0	0	0	0	0	0	0	31.0	4419
Wed	35	4	24	25	114	449	1455	1555	555	95	9	0	0	0	0	0	0	0	0	0	0	0	30.4	4285
Thu	35	4	96	86	110	303	921	1105	909	742	463	219	82	32	0	0	0	0	0	0	0	0	34.8	5072
Fri	35	6	104	92	107	180	376	702	1144	1424	963	444	181	46	0	0	0	0	0	0	0	0	39.0	5769
Sat	35	8	123	95	98	175	380	742	1241	1382	796	376	116	24	0	0	0	0	0	0	0	0	38.3	5556
<b>Avg #</b>		4	57	52	103	320	1010	1253	763	559	323	150	54	15	0	0	0	0	0	0	0	0	33.7	4662



Time View: By Day of Week (Avg Volumes)

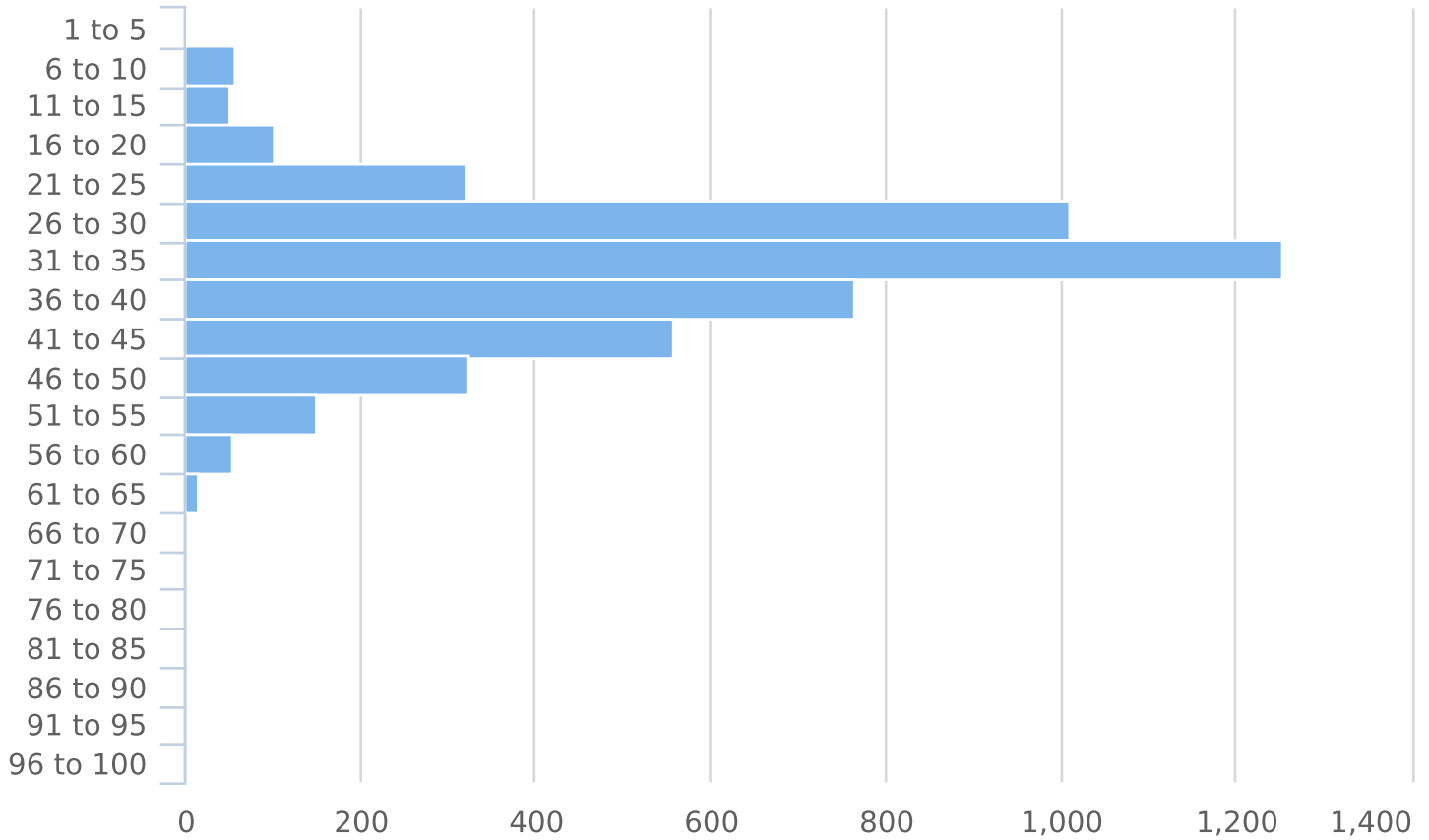
Speed Bins: Size 5, Range 1 to 100

Site: 5140 Meadowlake Dr, SB

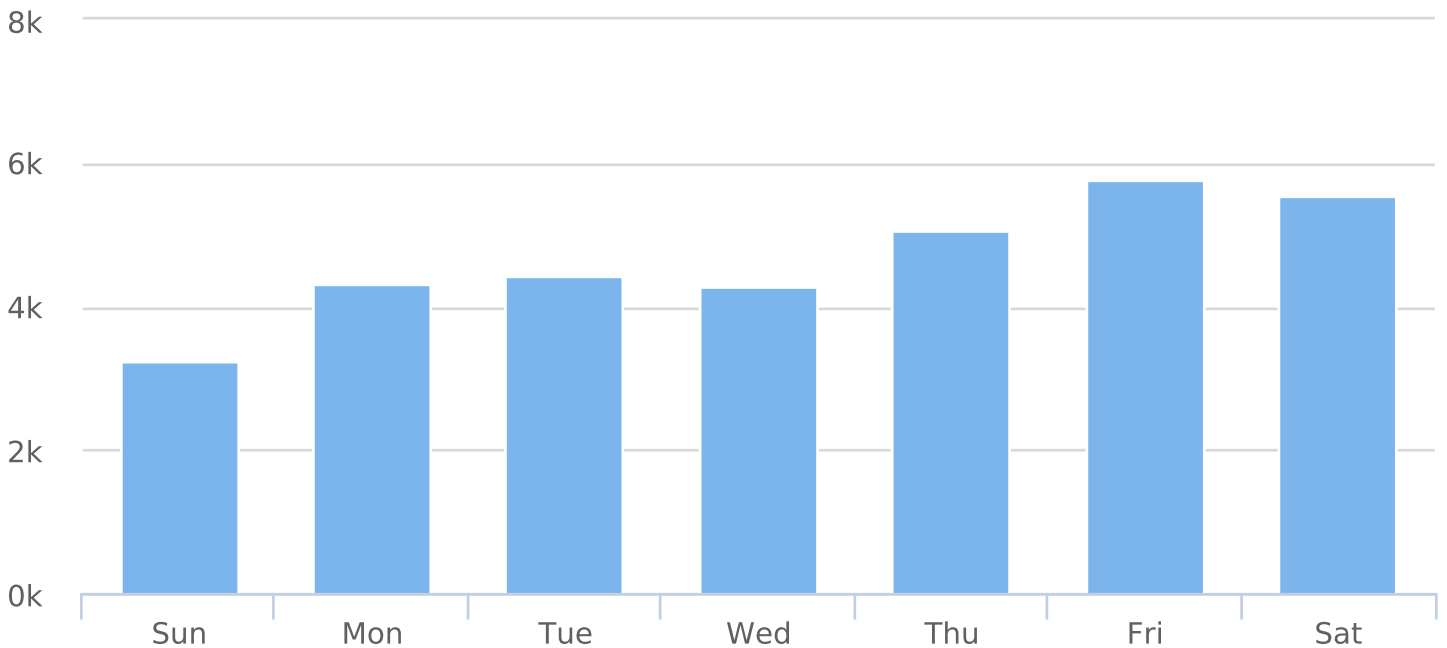
Time of Day: 0:00 to 23:59

Dates: 10/6/2019 to 10/12/2019

Average Vehicles by Speed Bin



Average Volume by Day of Week





Time View: By Hour (Avg Volumes)  
Speed Bins: Size 5, Range 1 to 100  
Site: 5140 Meadowlake Dr, SB

Time of Day: 0:00 to 23:59  
Dates: 10/6/2019 to 10/12/2019

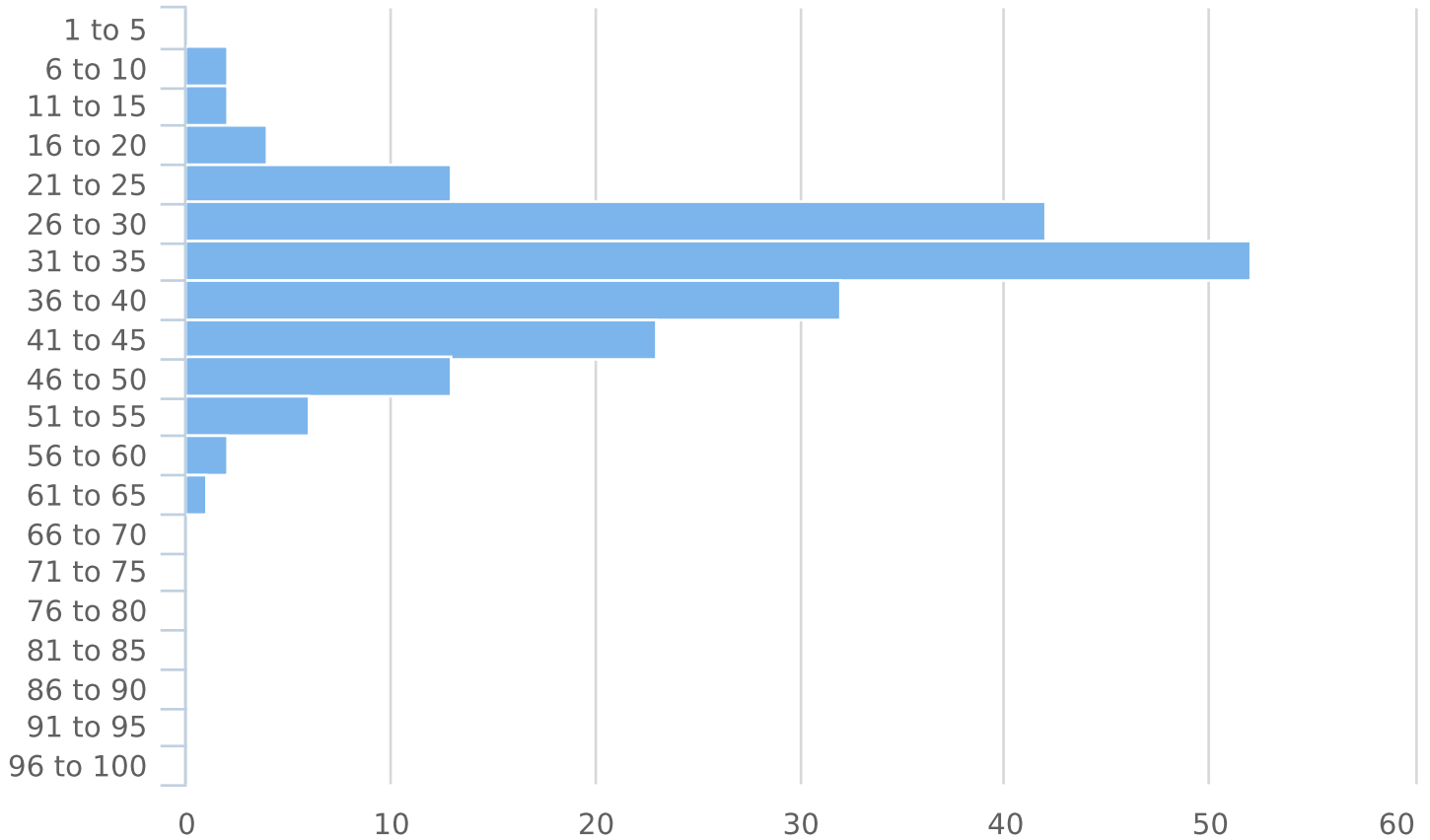
Hour	Spd Lim	1 to 5	6 to 10	11 to 15	16 to 20	21 to 25	26 to 30	31 to 35	36 to 40	41 to 45	46 to 50	51 to 55	56 to 60	61 to 65	66 to 70	71 to 75	76 to 80	81 to 85	86 to 90	91 to 95	96 to 100	Avg Spd	Avg #	
0:00	35	0	1	1	1	3	6	10	6	5	1	1	0	0	0	0	0	0	0	0	0	0	32.1	34
1:00	35	0	0	1	0	1	3	5	3	3	2	1	0	0	0	0	0	0	0	0	0	0	32.6	20
2:00	35	0	1	0	0	0	2	2	3	2	1	2	0	0	0	0	0	0	0	0	0	0	34.6	14
3:00	35	0	1	1	0	1	3	3	2	2	1	0	0	0	0	0	0	0	0	0	0	0	31.7	14
4:00	35	0	1	0	1	1	2	4	3	4	1	1	0	0	0	0	0	0	0	0	0	0	34.1	18
5:00	35	0	1	1	1	3	7	12	9	8	2	1	0	0	0	0	0	0	0	0	0	0	33.0	45
6:00	35	0	2	2	3	9	31	53	30	16	8	2	1	0	0	0	0	0	0	0	0	0	32.7	158
7:00	35	0	2	2	7	31	88	74	40	26	10	3	2	0	0	0	0	0	0	0	0	0	32.0	286
8:00	35	1	2	2	5	23	77	99	48	27	18	9	3	1	0	0	0	0	0	0	0	0	34.0	315
9:00	35	1	1	2	8	18	72	90	38	24	19	10	4	1	0	0	0	0	0	0	0	0	34.1	288
10:00	35	0	2	2	5	18	67	71	38	27	16	8	2	1	0	0	0	0	0	0	0	0	33.9	258
11:00	35	0	2	2	6	20	60	76	35	25	14	9	4	1	0	0	0	0	0	0	0	0	33.7	253
12:00	35	0	2	2	5	17	58	74	38	26	18	10	3	1	0	0	0	0	0	0	0	0	33.9	254
13:00	35	0	2	2	5	14	51	64	42	36	26	13	5	2	0	0	0	0	0	0	0	0	36.8	262
14:00	35	0	3	3	6	20	56	63	44	38	27	15	5	2	0	0	0	0	0	0	0	0	34.9	281
15:00	35	0	3	4	6	20	56	80	43	35	25	13	5	1	0	0	0	0	0	0	0	0	34.7	291
16:00	35	0	3	4	6	20	67	84	50	38	26	12	3	1	0	0	0	0	0	0	0	0	34.7	315
17:00	35	0	3	4	6	20	66	95	55	41	28	11	4	1	0	0	0	0	0	0	0	0	34.7	335
18:00	35	0	5	2	8	21	66	90	62	52	22	10	4	0	0	0	0	0	0	0	0	0	34.3	342
19:00	35	0	5	4	6	20	66	71	55	43	16	6	2	1	0	0	0	0	0	0	0	0	33.1	295
20:00	35	0	5	4	6	14	43	51	45	30	15	5	2	0	0	0	0	0	0	0	0	0	33.1	219
21:00	35	0	3	2	6	11	32	39	33	22	10	4	1	0	0	0	0	0	0	0	0	0	32.7	163
22:00	35	0	4	3	4	7	20	25	23	16	8	4	1	0	0	0	0	0	0	0	0	0	32.4	116
23:00	35	0	3	2	1	6	12	19	17	14	8	2	1	0	0	0	0	0	0	0	0	0	33.6	86
Avg #		0	2	2	4	13	42	52	32	23	13	6	2	1	0	0	0	0	0	0	0	0	33.6	194



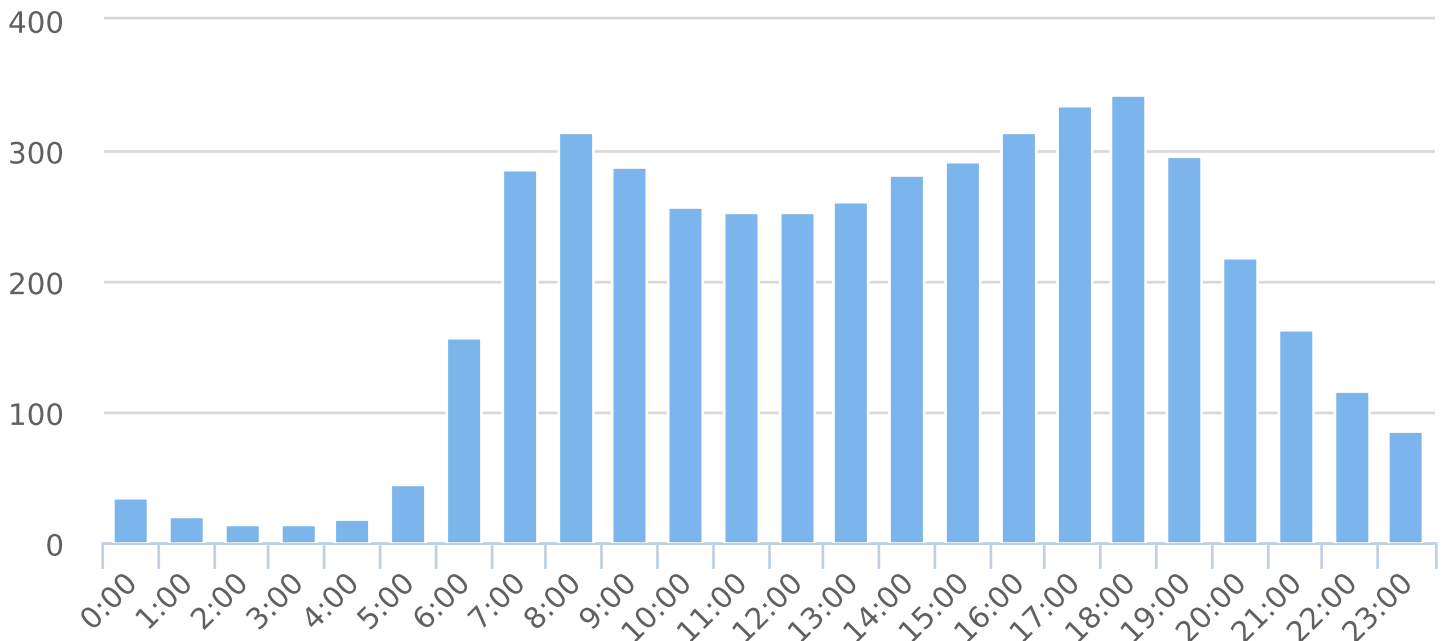
Time View: By Hour (Avg Volumes)  
 Speed Bins: Size 5, Range 1 to 100  
 Site: 5140 Meadowlake Dr, SB

Time of Day: 0:00 to 23:59  
 Dates: 10/6/2019 to 10/12/2019

Average Vehicles by Speed Bin



Average Volume by Hour



Generated by Christopher Irwin from City of Dunwoody on Feb 5, 2020 at 12:17:7 PM



Time View: By Week (Total Volumes)  
Speed Bins: Size 5, Range 1 to 100  
Site: 5140 Meadowlake Dr, SB

Time of Day: 0:00 to 23:59  
Dates: 10/6/2019 to 10/12/2019

Week	Spd Lim	1 to 5	6 to 10	11 to 15	16 to 20	21 to 25	26 to 30	31 to 35	36 to 40	41 to 45	46 to 50	51 to 55	56 to 60	61 to 65	66 to 70	71 to 75	76 to 80	81 to 85	86 to 90	91 to 95	96 to 100	Avg Spd	Total #
10/6/2019	35	25	398	367	722	2237	7068	8771	5344	3915	2261	1048	379	102	0	0	0	0	0	0	0	33.7	32637
<b>Total #</b>		25	398	367	722	2237	7068	8771	5344	3915	2261	1048	379	102	0	0	0	0	0	0	0	33.7	32637



Time View: By Week (Total Volumes)

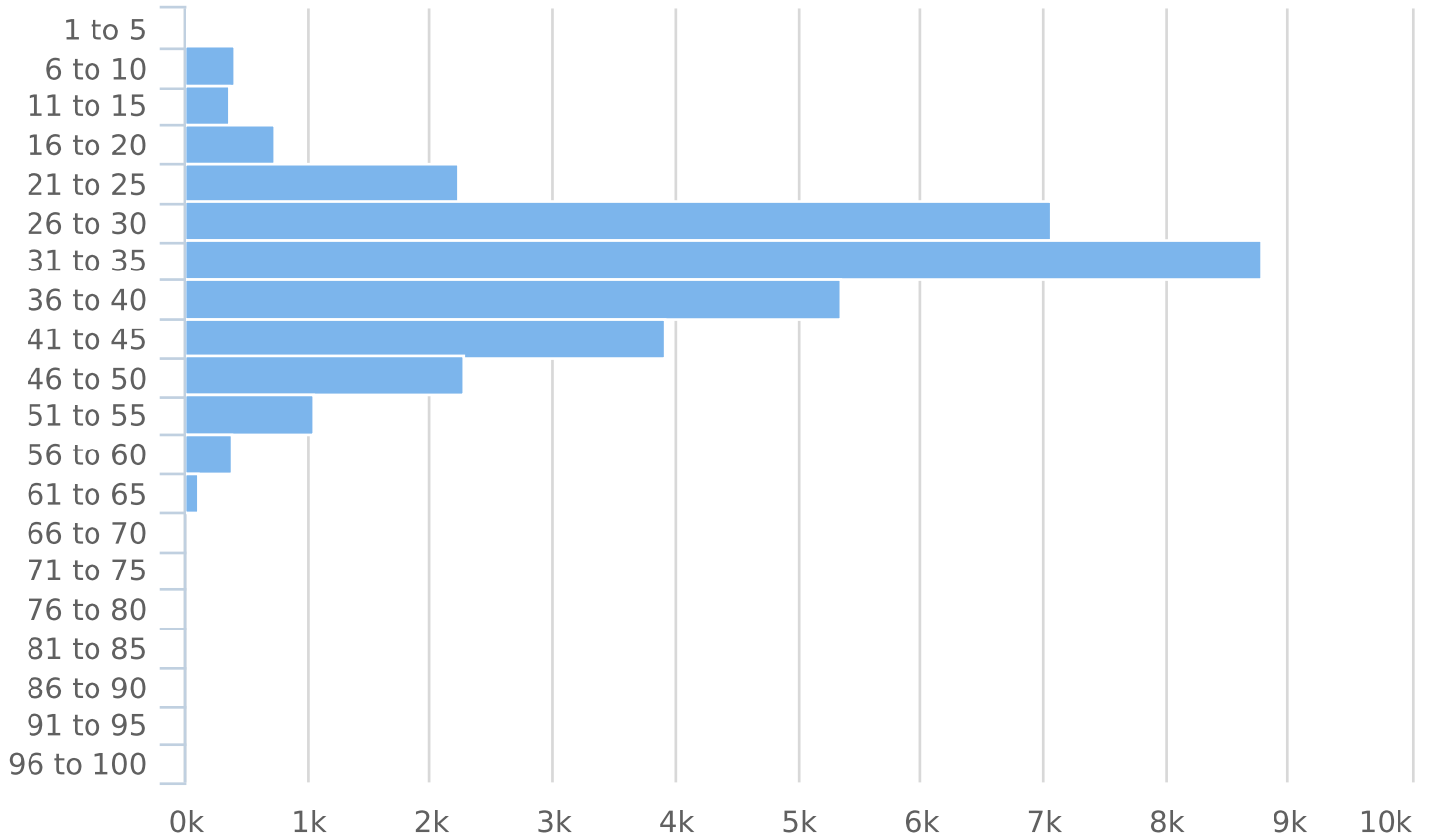
Speed Bins: Size 5, Range 1 to 100

Site: 5140 Meadowlake Dr, SB

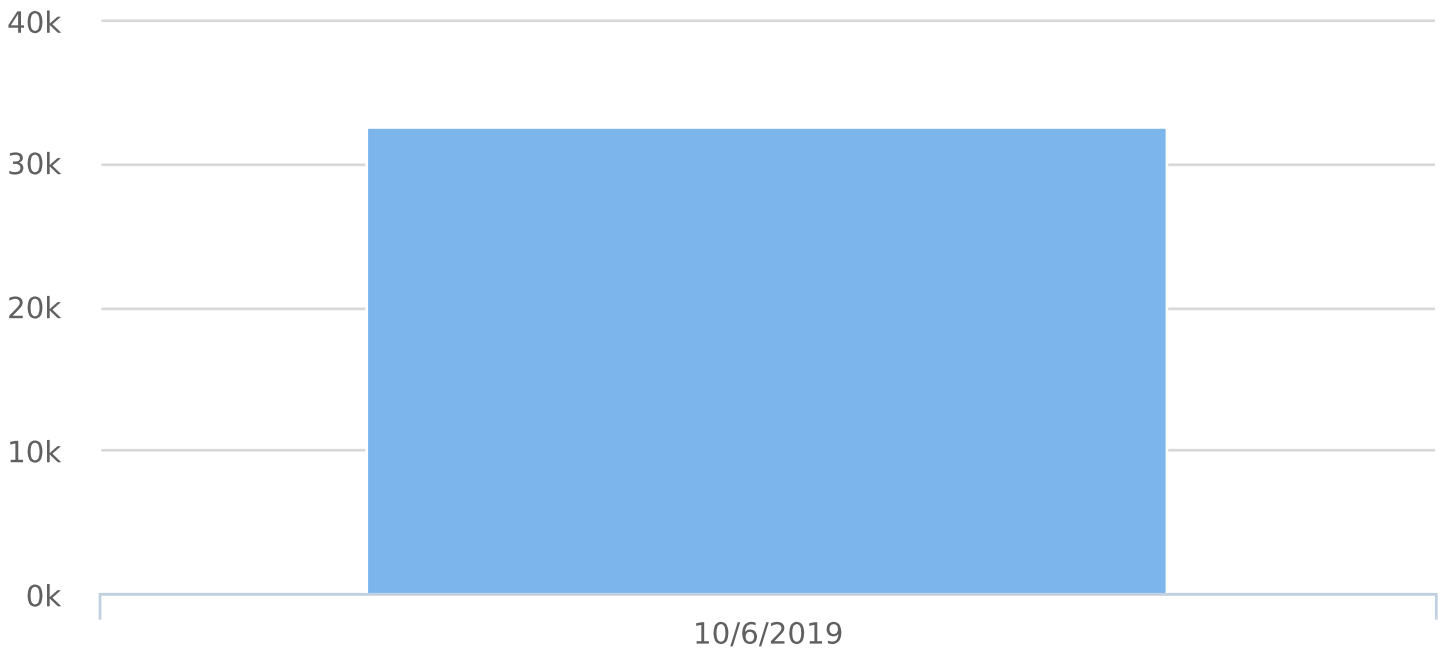
Time of Day: 0:00 to 23:59

Dates: 10/6/2019 to 10/12/2019

Total Vehicles by Speed Bin



Total Volume by Week



Generated by Christopher Irwin from City of Dunwoody on Feb 5, 2020 at 12:14:8 PM



Time View: By Hour (Total Volumes)  
Speed Bins: Size 5, Range 1 to 100  
Site: 5140 Meadowlake Dr, SB

Time of Day: 0:00 to 23:59  
Dates: 10/6/2019 to 10/12/2019

Hour	Spd Lim	1 to 5	6 to 10	11 to 15	16 to 20	21 to 25	26 to 30	31 to 35	36 to 40	41 to 45	46 to 50	51 to 55	56 to 60	61 to 65	66 to 70	71 to 75	76 to 80	81 to 85	86 to 90	91 to 95	96 to 100	Avg Spd	Total #
0:00	35	0	5	8	8	18	40	67	45	33	10	4	3	0	0	0	0	0	0	0	0	32.1	241
1:00	35	0	3	5	3	10	18	34	23	21	14	7	2	3	0	0	0	0	0	0	0	32.6	143
2:00	35	0	4	2	2	3	14	13	24	17	9	11	2	0	0	0	0	0	0	0	0	34.6	101
3:00	35	0	5	4	2	9	18	22	13	16	4	3	1	0	0	0	0	0	0	0	0	31.7	97
4:00	35	0	5	3	4	10	14	26	20	26	9	4	2	2	0	0	0	0	0	0	0	34.1	125
5:00	35	1	7	6	6	22	48	85	61	55	13	7	1	2	0	0	0	0	0	0	0	33.0	314
6:00	35	1	17	14	21	66	219	368	213	109	54	16	8	0	0	0	0	0	0	0	0	32.7	1106
7:00	35	0	12	16	50	218	616	521	283	183	73	20	11	2	0	0	0	0	0	0	0	32.0	2005
8:00	35	4	11	15	38	164	536	694	333	188	129	65	23	6	0	0	0	0	0	0	0	34.0	2206
9:00	35	4	9	15	55	126	502	628	266	167	133	69	31	9	0	0	0	0	0	0	0	34.1	2014
10:00	35	1	15	15	36	128	471	496	265	186	110	56	17	7	0	0	0	0	0	0	0	33.9	1803
11:00	35	0	13	15	40	140	418	535	248	175	95	62	27	6	0	0	0	0	0	0	0	33.7	1774
12:00	35	2	12	11	34	120	407	518	269	185	126	69	22	4	0	0	0	0	0	0	0	33.9	1779
13:00	35	1	17	16	32	99	357	448	293	251	179	88	37	13	0	0	0	0	0	0	0	36.8	1831
14:00	35	0	19	23	43	139	392	442	306	263	191	102	34	13	0	0	0	0	0	0	0	34.9	1967
15:00	35	1	23	29	43	137	391	559	304	246	178	90	33	4	0	0	0	0	0	0	0	34.7	2038
16:00	35	3	24	26	44	137	466	585	352	269	183	85	22	9	0	0	0	0	0	0	0	34.7	2205
17:00	35	1	24	28	43	139	465	666	388	288	194	77	29	4	0	0	0	0	0	0	0	34.7	2346
18:00	35	1	33	15	59	144	465	632	431	364	151	68	25	3	0	0	0	0	0	0	0	34.3	2391
19:00	35	0	34	27	43	143	461	496	383	301	114	44	12	4	0	0	0	0	0	0	0	33.1	2062
20:00	35	0	34	25	41	99	302	355	316	210	106	32	11	3	0	0	0	0	0	0	0	33.1	1534
21:00	35	1	24	15	40	74	221	273	232	155	70	26	9	3	0	0	0	0	0	0	0	32.7	1143
22:00	35	2	28	19	30	51	141	173	160	110	59	28	10	2	0	0	0	0	0	0	0	32.4	813
23:00	35	2	20	15	5	41	86	135	116	97	57	15	7	3	0	0	0	0	0	0	0	33.6	599
<b>Total #</b>		25	398	367	722	2237	7068	8771	5344	3915	2261	1048	379	102	0	0	0	0	0	0	0	33.6	32637

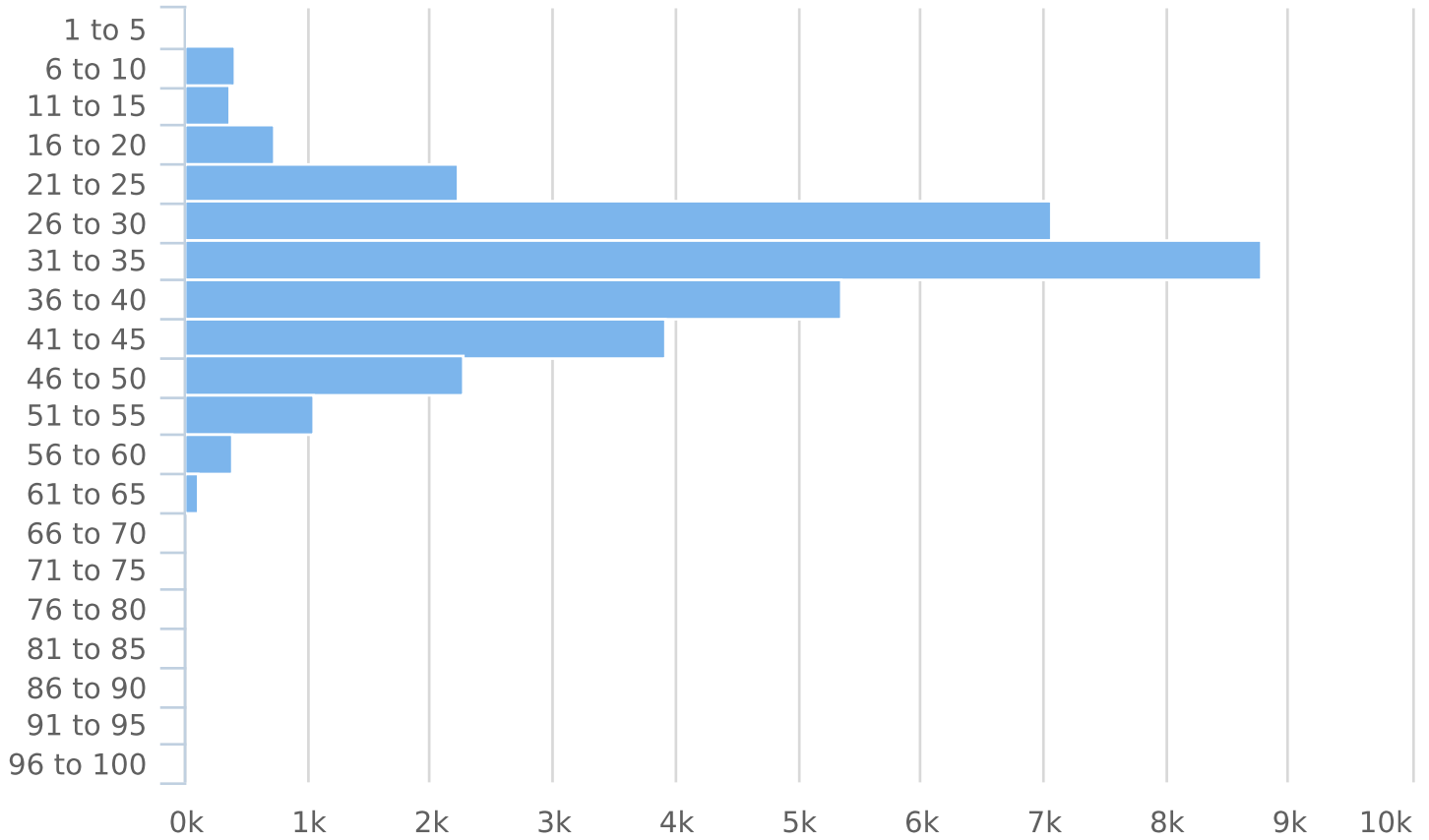




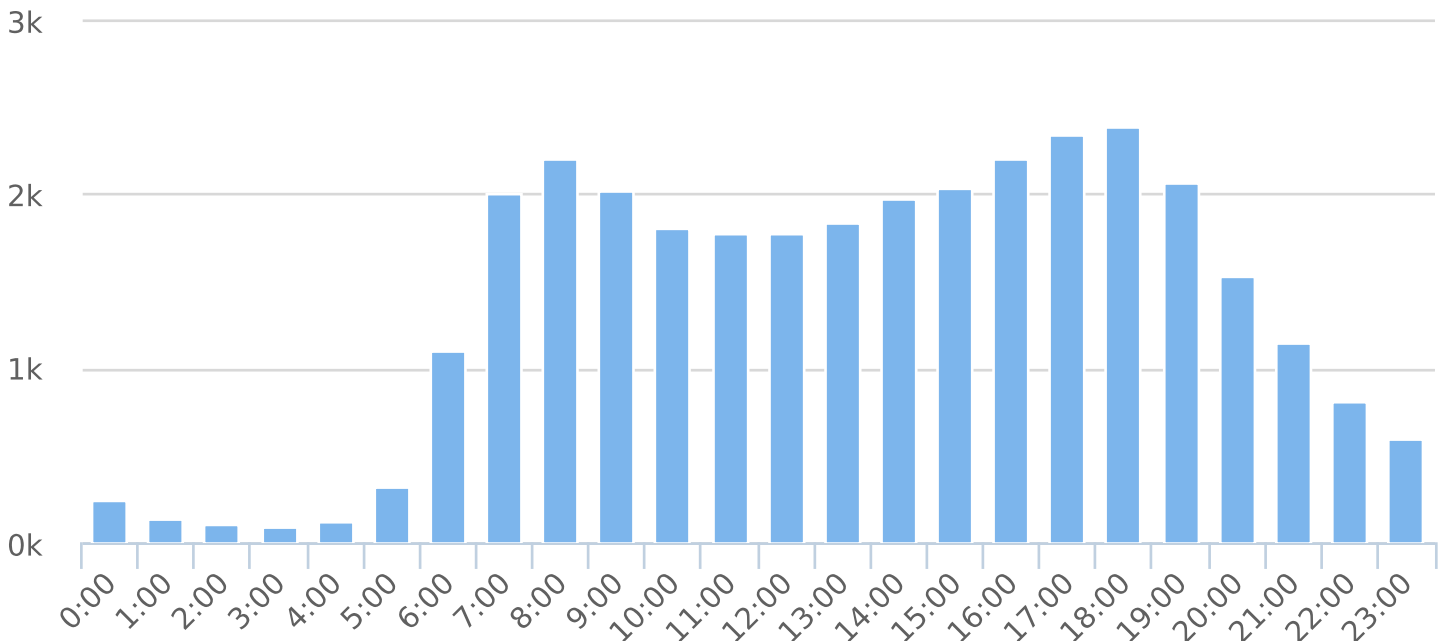
Time View: By Hour (Total Volumes)  
 Speed Bins: Size 5, Range 1 to 100  
 Site: 5140 Meadowlake Dr, SB

Time of Day: 0:00 to 23:59  
 Dates: 10/6/2019 to 10/12/2019

Total Vehicles by Speed Bin



Total Volume by Hour



Generated by Christopher Irwin from City of Dunwoody on Feb 5, 2020 at 12:16:20 PM



Time View: By Date (Total Volumes)  
Speed Bins: Size 5, Range 1 to 100  
Site: 5140 Meadowlake Dr, SB

Time of Day: 0:00 to 23:59  
Dates: 10/6/2019 to 10/12/2019

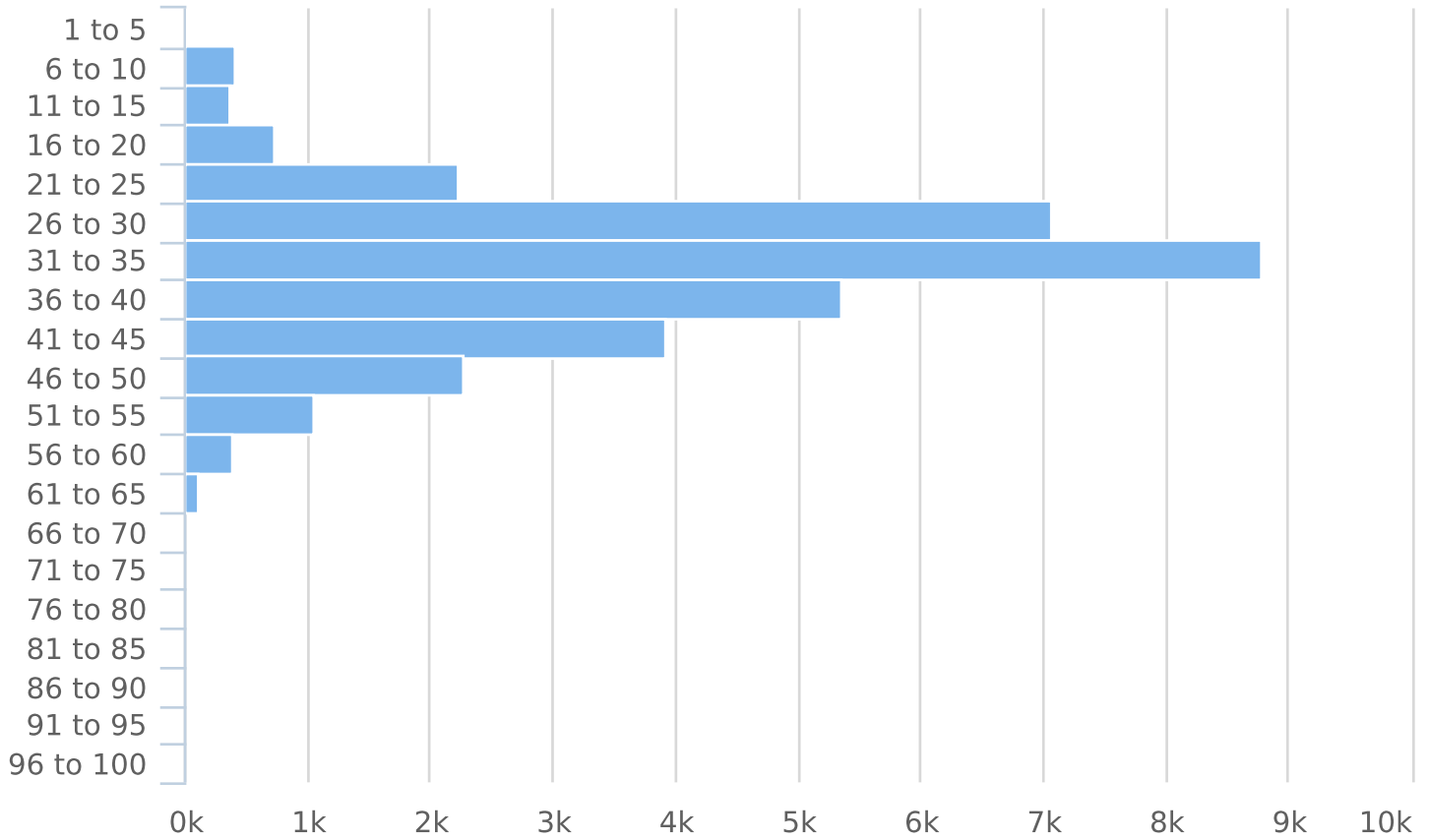
Date	Spd Lim	1 to 5	6 to 10	11 to 15	16 to 20	21 to 25	26 to 30	31 to 35	36 to 40	41 to 45	46 to 50	51 to 55	56 to 60	61 to 65	66 to 70	71 to 75	76 to 80	81 to 85	86 to 90	91 to 95	96 to 100	Avg Spd	Total #
10/6/2019	35	1	10	16	73	270	1003	1293	444	99	12	3	0	0	0	0	0	0	0	0	0	31.3	3224
10/7/2019	35	0	21	21	111	436	1440	1663	527	83	8	2	0	0	0	0	0	0	0	0	0	30.9	4312
10/8/2019	35	2	20	32	109	424	1493	1711	524	90	10	4	0	0	0	0	0	0	0	0	0	31.0	4419
10/9/2019	35	4	24	25	114	449	1455	1555	555	95	9	0	0	0	0	0	0	0	0	0	0	30.4	4285
10/10/2019	35	4	96	86	110	303	921	1105	909	742	463	219	82	32	0	0	0	0	0	0	0	34.8	5072
10/11/2019	35	6	104	92	107	180	376	702	1144	1424	963	444	181	46	0	0	0	0	0	0	0	39.0	5769
10/12/2019	35	8	123	95	98	175	380	742	1241	1382	796	376	116	24	0	0	0	0	0	0	0	38.3	5556
<b>Total #</b>		25	398	367	722	2237	7068	8771	5344	3915	2261	1048	379	102	0	0	0	0	0	0	0	33.7	32637



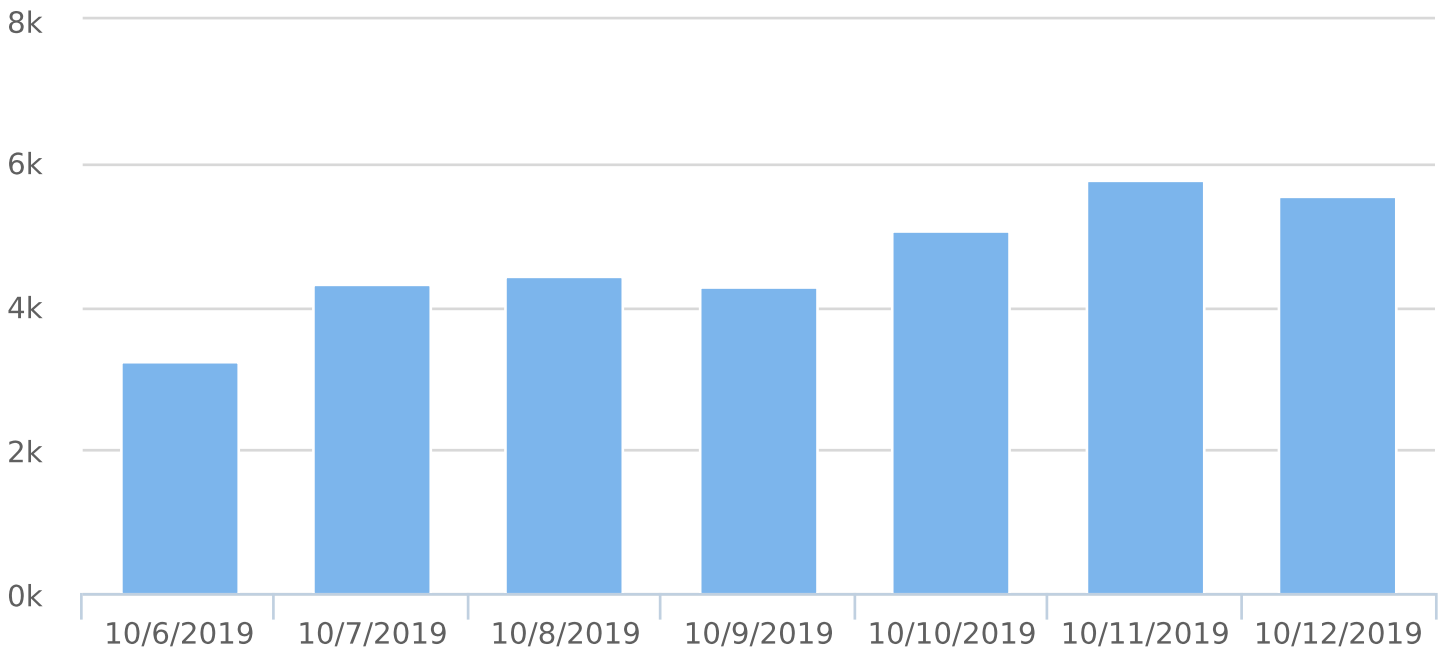
Time View: By Date (Total Volumes)  
 Speed Bins: Size 5, Range 1 to 100  
 Site: 5140 Meadowlake Dr, SB

Time of Day: 0:00 to 23:59  
 Dates: 10/6/2019 to 10/12/2019

Total Vehicles by Speed Bin



Total Volume by Date





Generated by Christopher Irwin from City of Dunwoody on Feb 5, 2020 at 12:21:27 PM

Time View: By Date (Total Volumes)

Speed Bins: Size 5, Range 1 to 100

Site: 5140 Meadowlake Dr, SB

Time of Day: 0:00 to 23:59

Dates: 10/6/2019 to 10/12/2019

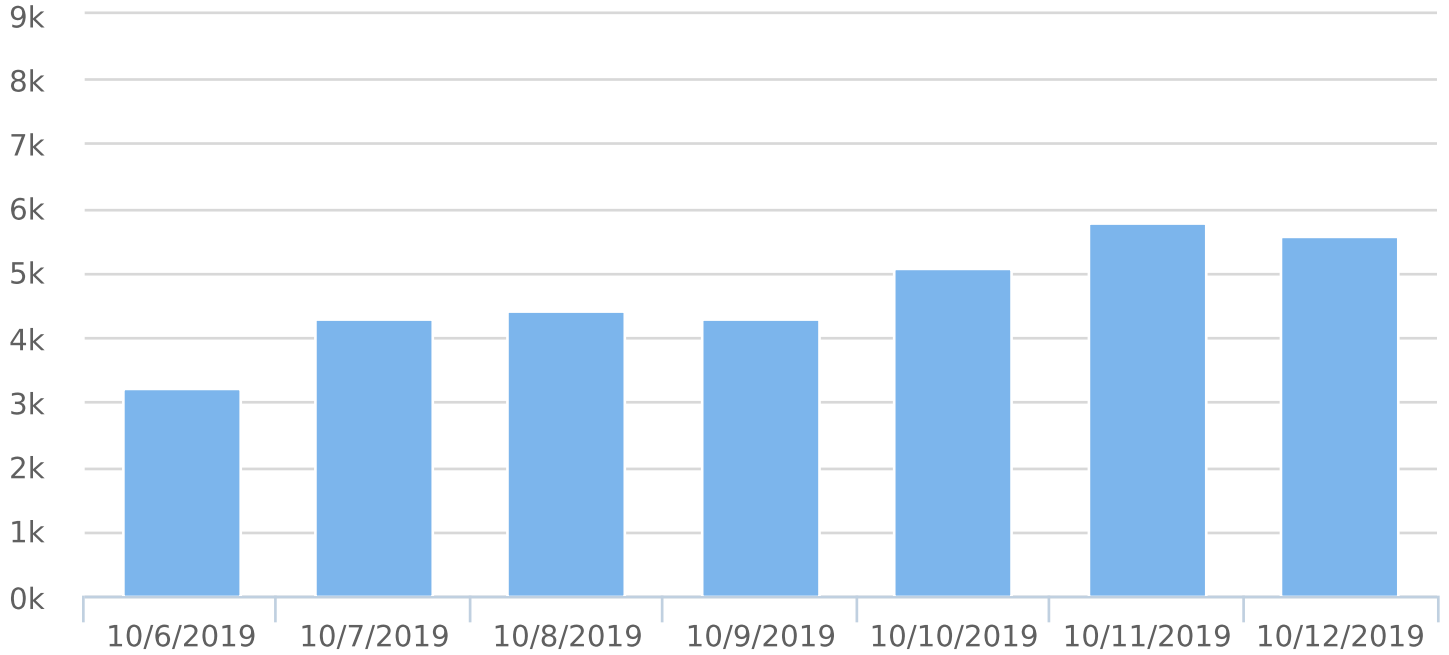
Date	00:00	01:00	02:00	03:00	04:00	05:00	06:00	07:00	08:00	09:00	10:00	11:00	12:00	13:00	14:00	15:00	16:00	17:00	18:00	19:00	20:00	21:00	22:00	23:00	Total
10/6/2019	36	14	8	10	8	9	31	73	150	199	215	270	264	218	261	227	263	247	229	211	137	68	41	35	3224
10/7/2019	8	6	9	3	8	33	164	345	368	308	249	225	251	238	249	290	320	354	317	241	140	110	49	27	4312
10/8/2019	13	2	3	3	11	45	160	334	348	336	278	256	273	237	247	284	331	359	335	212	148	114	59	31	4419
10/9/2019	20	14	2	7	15	32	150	301	328	284	241	237	259	248	264	306	315	322	302	252	193	100	49	44	4285
10/10/2019	12	6	6	3	19	39	167	284	394	331	279	254	141	285	297	299	326	340	400	383	276	235	178	118	5072
10/11/2019	59	29	29	23	34	100	287	464	363	290	247	257	290	286	320	311	325	352	405	383	338	233	198	146	5769
10/12/2019	93	72	44	48	30	56	147	204	255	266	294	275	301	319	329	321	325	372	403	380	302	283	239	198	5556
<b>Total #</b>	<b>241</b>	<b>143</b>	<b>101</b>	<b>97</b>	<b>125</b>	<b>314</b>	<b>1106</b>	<b>2005</b>	<b>2206</b>	<b>2014</b>	<b>1803</b>	<b>1774</b>	<b>1779</b>	<b>1831</b>	<b>1967</b>	<b>2038</b>	<b>2205</b>	<b>2346</b>	<b>2391</b>	<b>2062</b>	<b>1534</b>	<b>1143</b>	<b>813</b>	<b>599</b>	<b>32637</b>



Time of Day: 0:00 to 23:59  
Dates: 10/6/2019 to 10/12/2019

Time View: By Date (Total Volumes)  
Speed Bins: Size 5, Range 1 to 100  
Site: 5140 Meadowlake Dr, SB

## Volume by Date





# Volume By Time Report

Generated by Christopher Irwin from City of Dunwoody on Feb 5, 2020 at 12:18:11 PM

Time View: By Week (Total Volumes)

Speed Bins: Size 5, Range 1 to 100

Site: 5140 Meadowlake Dr, SB

Time of Day: 0:00 to 23:59

Dates: 10/6/2019 to 10/12/2019

Week	00:00	01:00	02:00	03:00	04:00	05:00	06:00	07:00	08:00	09:00	10:00	11:00	12:00	13:00	14:00	15:00	16:00	17:00	18:00	19:00	20:00	21:00	22:00	23:00	Total
10/6/2019	241	143	101	97	125	314	1106	2005	2206	2014	1803	1774	1779	1831	1967	2038	2205	2346	2391	2062	1534	1143	813	599	32637
<b>Total #</b>	<b>241</b>	<b>143</b>	<b>101</b>	<b>97</b>	<b>125</b>	<b>314</b>	<b>1106</b>	<b>2005</b>	<b>2206</b>	<b>2014</b>	<b>1803</b>	<b>1774</b>	<b>1779</b>	<b>1831</b>	<b>1967</b>	<b>2038</b>	<b>2205</b>	<b>2346</b>	<b>2391</b>	<b>2062</b>	<b>1534</b>	<b>1143</b>	<b>813</b>	<b>599</b>	<b>32637</b>

Generated by Christopher Irwin from City of Dunwoody on Feb 5, 2020 at 12:18:11 PM



Time View: By Week (Total Volumes)

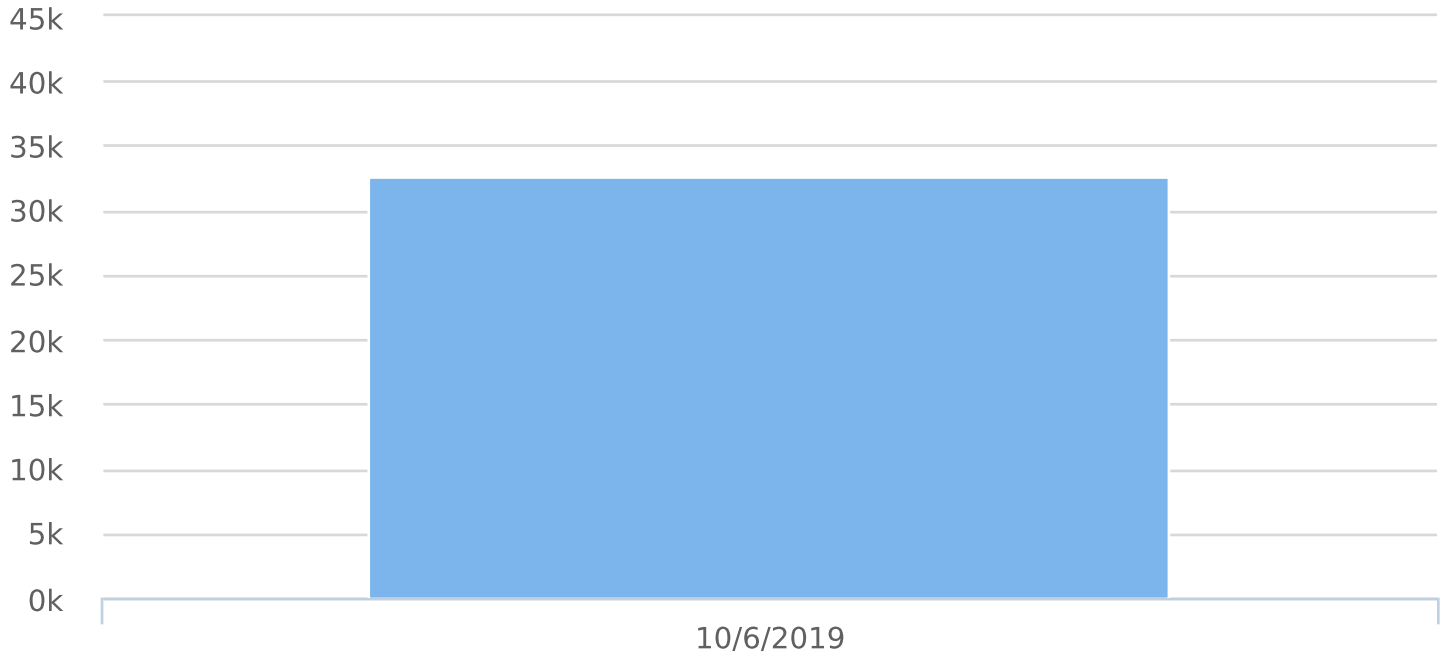
Speed Bins: Size 5, Range 1 to 100

Site: 5140 Meadowlake Dr, SB

Time of Day: 0:00 to 23:59

Dates: 10/6/2019 to 10/12/2019

## Volume by Week





Generated by Christopher Irwin from City of Dunwoody on Feb 5, 2020 at 12:20:36 PM

Time View: By Day of Week (Avg Volumes)

Speed Bins: Size 5, Range 1 to 100

Site: 5140 Meadowlake Dr, SB

Time of Day: 0:00 to 23:59

Dates: 10/6/2019 to 10/12/2019

Day of Week	00:00	01:00	02:00	03:00	04:00	05:00	06:00	07:00	08:00	09:00	10:00	11:00	12:00	13:00	14:00	15:00	16:00	17:00	18:00	19:00	20:00	21:00	22:00	23:00	Total
Sun	36	14	8	10	8	9	31	73	150	199	215	270	264	218	261	227	263	247	229	211	137	68	41	35	3224
Mon	8	6	9	3	8	33	164	345	368	308	249	225	251	238	249	290	320	354	317	241	140	110	49	27	4312
Tue	13	2	3	3	11	45	160	334	348	336	278	256	273	237	247	284	331	359	335	212	148	114	59	31	4419
Wed	20	14	2	7	15	32	150	301	328	284	241	237	259	248	264	306	315	322	302	252	193	100	49	44	4285
Thu	12	6	6	3	19	39	167	284	394	331	279	254	141	285	297	299	326	340	400	383	276	235	178	118	5072
Fri	59	29	29	23	34	100	287	464	363	290	247	257	290	286	320	311	325	352	405	383	338	233	198	146	5769
Sat	93	72	44	48	30	56	147	204	255	266	294	275	301	319	329	321	325	372	403	380	302	283	239	198	5556
Avg #	34	20	14	14	18	45	158	286	315	288	258	253	254	262	281	291	315	335	342	295	219	163	116	86	4662





Generated by Christopher Irwin from City of Dunwoody on Feb 5, 2020 at 12:20:36 PM

Time View: By Day of Week (Avg Volumes)

Speed Bins: Size 5, Range 1 to 100

Site: 5140 Meadowlake Dr, SB

Time of Day: 0:00 to 23:59

Dates: 10/6/2019 to 10/12/2019

## Volume by Day

