

Generated by Chris Irwin from City of Dunwoody on May 29, 2019 at 5:20:41 AM



Time of Day: 0:00 to 23:59

Dates: 5/22/2019 to 5/28/2019

Site: Happy Hollow Rd At Kingsglen  
Ct, SB

## Overall Summary

Total Days of Data: 7

Speed Limit: 35

Average Speed: 33.47

50th Percentile Speed: 33.98

85th Percentile Speed: 38.21

Pace Speed Range: 30.0-40.0

Minimum Speed: 5.0

Maximum Speed: 61.0

Display Status: Speed Display

Average Volume per Day: 1936.6

Total Volume: 13556.0

Generated by Chris Irwin from City of Dunwoody on May 29, 2019 at 5:27:27 AM



Time View: By Date (Total Volumes)

Speed Bins: Size 5, Range 1 to 100

Site: Happy Hollow Rd At Kingsglen Ct, SB

Time of Day: 0:00 to 23:59

Dates: 5/22/2019 to 5/28/2019

Date	Spd Lim	1 to 5	6 to 10	11 to 15	16 to 20	21 to 25	26 to 30	31 to 35	36 to 40	41 to 45	46 to 50	51 to 55	56 to 60	61 to 65	66 to 70	71 to 75	76 to 80	81 to 85	86 to 90	91 to 95	96 to 100	Avg Spd	Total #
5/22/2019	35	1	22	39	59	102	229	890	765	194	22	5	1	0	0	0	0	0	0	0	0	34.1	2329
5/23/2019	35	1	13	51	44	90	241	880	818	176	18	5	0	0	0	0	0	0	0	0	0	33.3	2337
5/24/2019	35	0	9	36	44	73	221	746	745	184	29	5	0	0	0	0	0	0	0	0	0	34.4	2092
5/25/2019	35	0	16	44	47	92	184	610	549	173	18	4	0	0	0	0	0	0	0	0	0	33.1	1737
5/26/2019	35	1	14	31	38	75	131	521	520	140	19	2	0	0	0	0	0	0	0	0	0	32.5	1492
5/27/2019	35	2	11	39	54	73	149	538	551	123	17	4	1	0	0	0	0	0	0	0	0	33.3	1562
5/28/2019	35	3	12	32	35	85	212	747	699	163	18	0	0	1	0	0	0	0	0	0	0	33.4	2007
<b>Total #</b>		8	97	272	321	590	1367	4932	4647	1153	141	25	2	1	0	0	0	0	0	0	0	33.4	13556

Generated by Chris Irwin from City of Dunwoody on May 29, 2019 at 5:27:27 AM



Time View: By Date (Total Volumes)

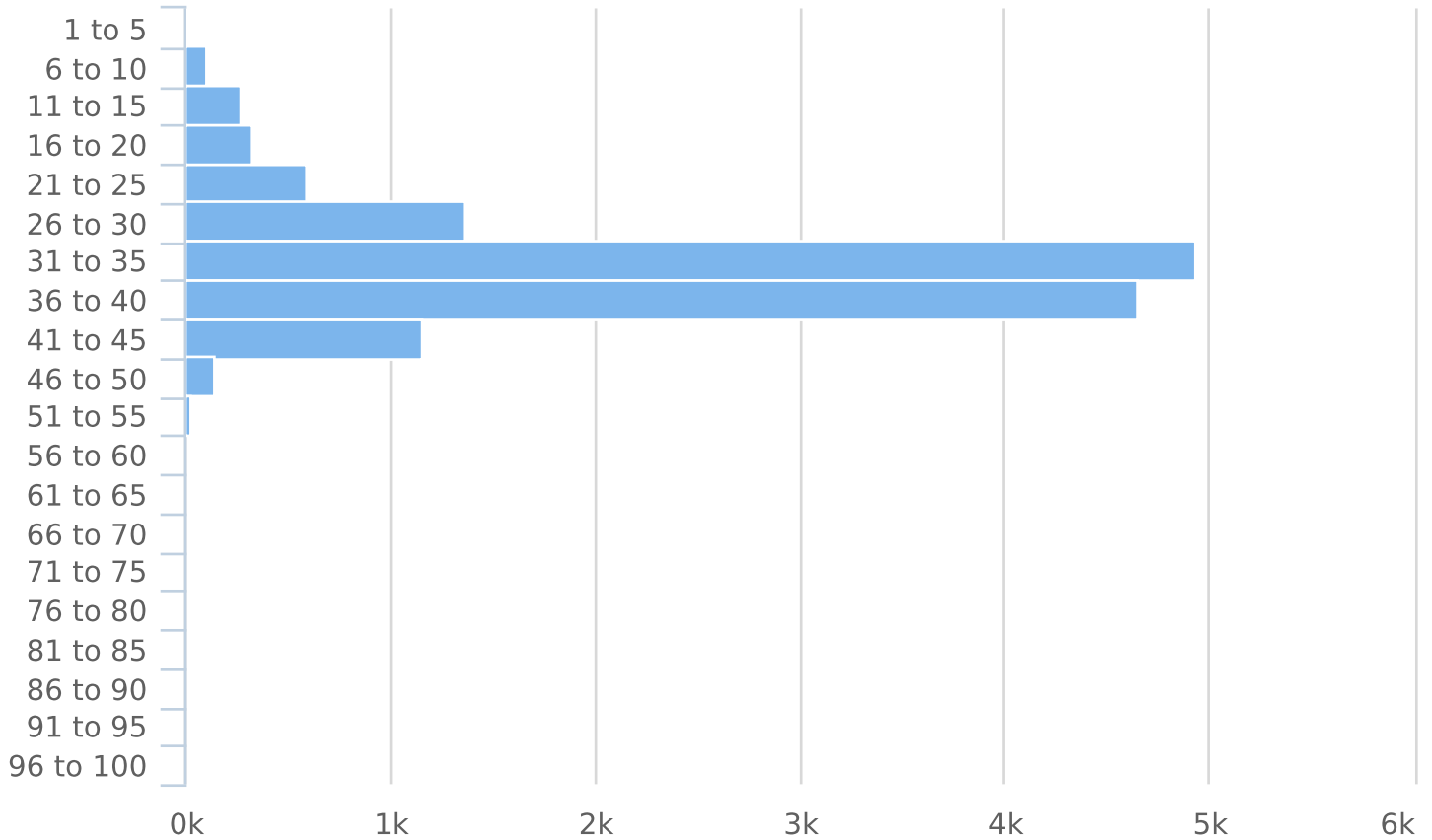
Speed Bins: Size 5, Range 1 to 100

Site: Happy Hollow Rd At Kingsglen Ct, SB

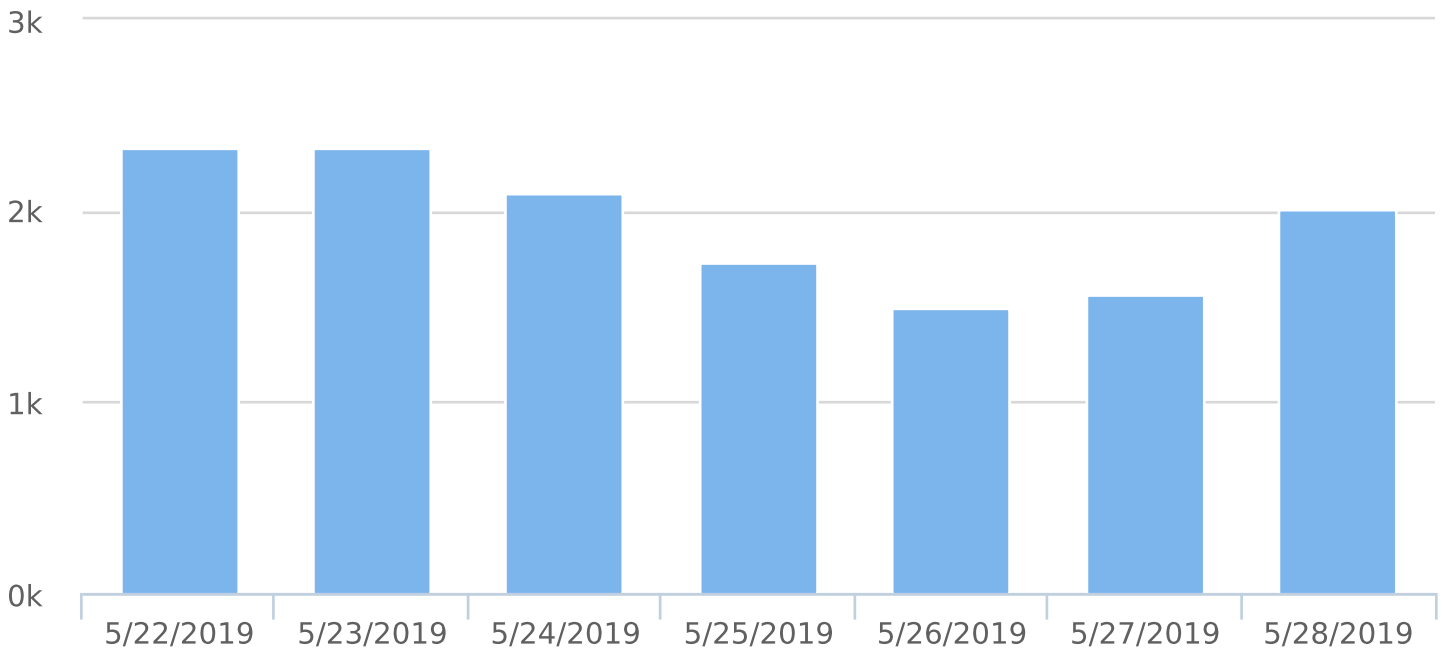
Time of Day: 0:00 to 23:59

Dates: 5/22/2019 to 5/28/2019

Total Vehicles by Speed Bin



Total Volume by Date



Generated by Chris Irwin from City of Dunwoody on May 29, 2019 at 5:26:1 AM



Time View: By Day of Week (Avg Volumes)

Speed Bins: Size 5, Range 1 to 100

Site: Happy Hollow Rd At Kingsglen Ct, SB

Time of Day: 0:00 to 23:59

Dates: 5/22/2019 to 5/28/2019

Day of Week	Spd Lim	1 to 5	6 to 10	11 to 15	16 to 20	21 to 25	26 to 30	31 to 35	36 to 40	41 to 45	46 to 50	51 to 55	56 to 60	61 to 65	66 to 70	71 to 75	76 to 80	81 to 85	86 to 90	91 to 95	96 to 100	Avg Spd	Avg #
Sun	35	1	14	31	38	75	131	521	520	140	19	2	0	0	0	0	0	0	0	0	0	32.5	1492
Mon	35	2	11	39	54	73	149	538	551	123	17	4	1	0	0	0	0	0	0	0	0	33.3	1562
Tue	35	3	12	32	35	85	212	747	699	163	18	0	0	1	0	0	0	0	0	0	0	33.4	2007
Wed	35	1	22	39	59	102	229	890	765	194	22	5	1	0	0	0	0	0	0	0	0	34.1	2329
Thu	35	1	13	51	44	90	241	880	818	176	18	5	0	0	0	0	0	0	0	0	0	33.3	2337
Fri	35	0	9	36	44	73	221	746	745	184	29	5	0	0	0	0	0	0	0	0	0	34.4	2092
Sat	35	0	16	44	47	92	184	610	549	173	18	4	0	0	0	0	0	0	0	0	0	33.1	1737
<b>Avg #</b>		1	14	39	46	84	195	705	664	165	20	4	0	0	0	0	0	0	0	0	0	33.4	1937

Generated by Chris Irwin from City of Dunwoody on May 29, 2019 at 5:26:1 AM



Time View: By Day of Week (Avg Volumes)

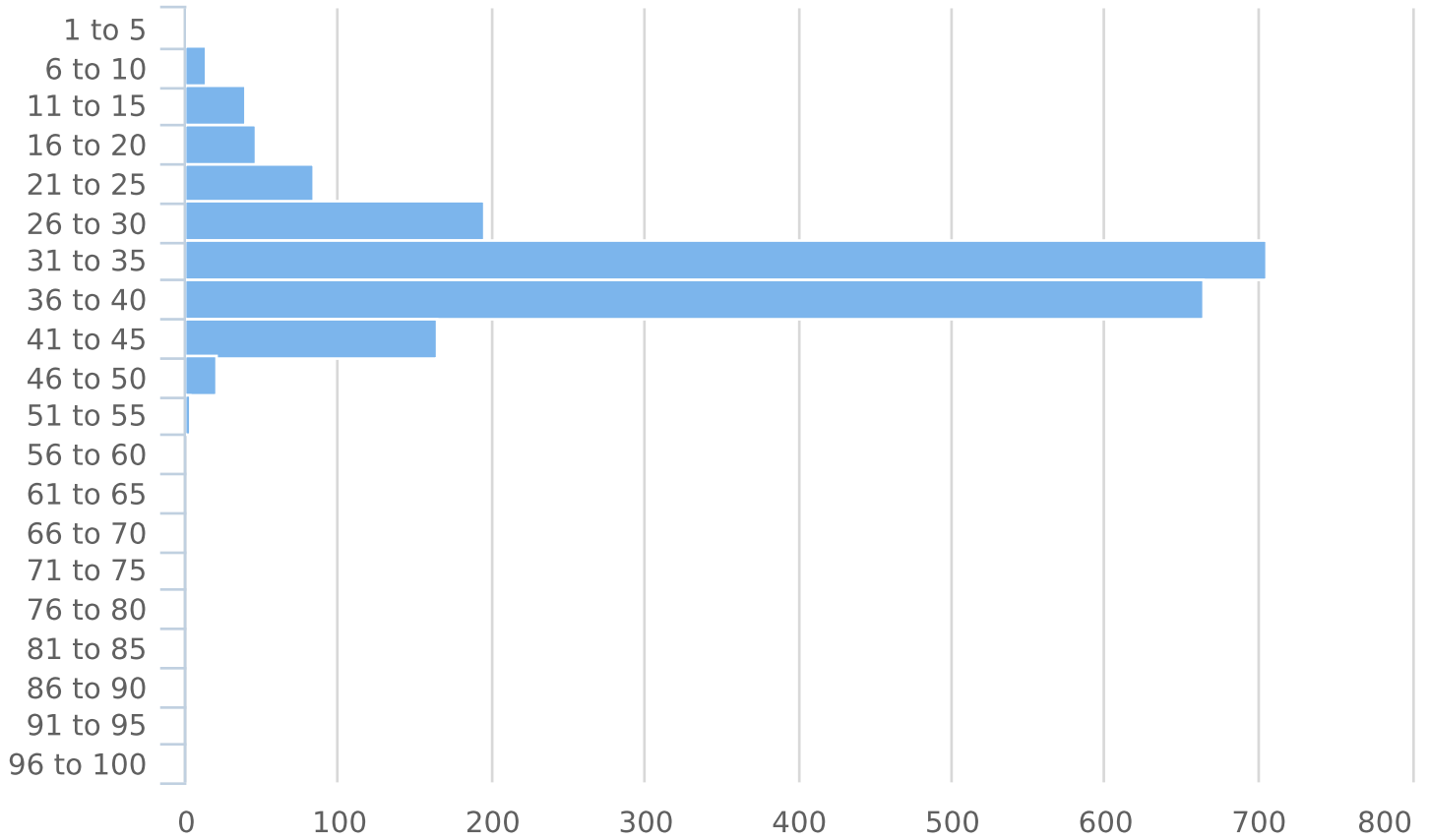
Speed Bins: Size 5, Range 1 to 100

Site: Happy Hollow Rd At Kingsglen Ct, SB

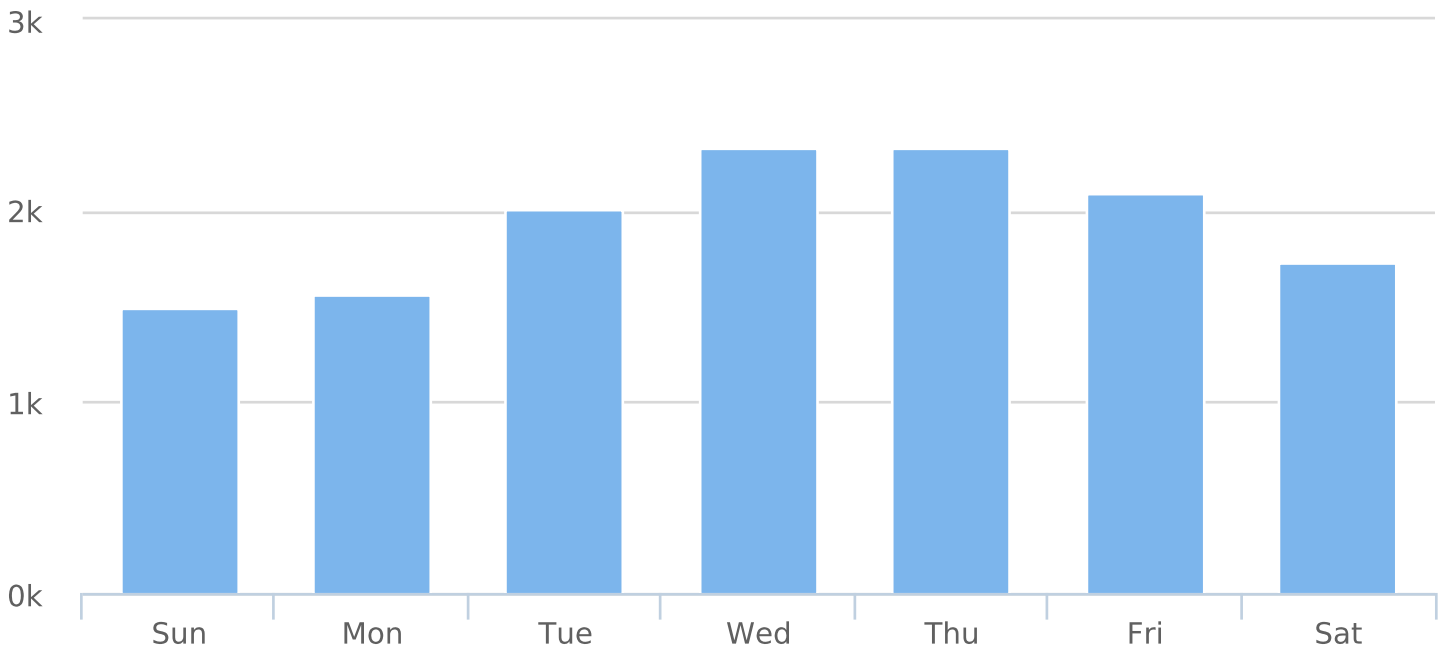
Time of Day: 0:00 to 23:59

Dates: 5/22/2019 to 5/28/2019

Average Vehicles by Speed Bin



Average Volume by Day of Week



Generated by Chris Irwin from City of Dunwoody on May 29, 2019 at 5:24:50 AM



Time View: By Hour (Total Volumes)

Speed Bins: Size 5, Range 1 to 100

Site: Happy Hollow Rd At Kingsglen Ct, SB

Time of Day: 0:00 to 23:59

Dates: 5/22/2019 to 5/28/2019

Hour	Spd Lim	1 to 5	6 to 10	11 to 15	16 to 20	21 to 25	26 to 30	31 to 35	36 to 40	41 to 45	46 to 50	51 to 55	56 to 60	61 to 65	66 to 70	71 to 75	76 to 80	81 to 85	86 to 90	91 to 95	96 to 100	Avg Spd	Total #
0:00	35	0	1	1	3	6	25	27	17	3	0	0	0	0	0	0	0	0	0	0	0	30.9	83
1:00	35	0	0	2	1	3	10	20	10	1	1	0	0	0	0	0	0	0	0	0	0	31.6	48
2:00	35	0	0	0	0	0	6	15	3	4	1	1	0	0	0	0	0	0	0	0	0	36.5	30
3:00	35	0	0	0	0	1	3	3	4	0	0	0	0	0	0	0	0	0	0	0	0	32.5	11
4:00	35	0	0	0	0	1	6	18	12	3	0	0	0	0	0	0	0	0	0	0	0	33.7	40
5:00	35	0	1	2	5	4	9	43	21	12	3	0	0	0	0	0	0	0	0	0	0	33.1	100
6:00	35	0	1	7	7	15	28	158	157	40	6	2	0	1	0	0	0	0	0	0	0	33.7	422
7:00	35	0	6	17	26	27	70	354	419	85	11	3	0	0	0	0	0	0	0	0	0	34.1	1018
8:00	35	0	2	18	27	31	95	416	392	83	9	1	0	0	0	0	0	0	0	0	0	34.1	1074
9:00	35	0	4	11	17	33	78	336	347	89	7	2	0	0	0	0	0	0	0	0	0	34.6	924
10:00	35	1	7	23	16	31	74	315	309	70	11	1	0	0	0	0	0	0	0	0	0	33.7	858
11:00	35	1	7	21	16	36	89	311	325	84	12	3	0	0	0	0	0	0	0	0	0	34.1	905
12:00	35	3	10	14	19	50	89	308	302	93	12	1	0	0	0	0	0	0	0	0	0	34.0	901
13:00	35	0	8	14	27	30	85	323	287	89	10	2	0	0	0	0	0	0	0	0	0	34.0	875
14:00	35	0	7	20	19	38	82	301	321	66	6	0	0	0	0	0	0	0	0	0	0	33.9	860
15:00	35	1	7	17	25	38	85	266	254	68	12	4	0	0	0	0	0	0	0	0	0	33.7	777
16:00	35	1	4	23	21	36	77	274	276	83	8	1	0	0	0	0	0	0	0	0	0	34.0	804
17:00	35	0	5	13	25	36	90	338	331	83	4	0	0	0	0	0	0	0	0	0	0	34.0	925
18:00	35	1	7	21	15	33	68	290	286	69	7	1	0	0	0	0	0	0	0	0	0	33.9	798
19:00	35	0	5	17	16	37	81	269	216	54	12	2	0	0	0	0	0	0	0	0	0	33.6	709
20:00	35	0	6	13	17	43	74	207	165	33	2	0	0	0	0	0	0	0	0	0	0	32.4	560
21:00	35	0	7	13	11	31	68	168	91	16	1	0	1	0	0	0	0	0	0	0	0	31.4	407
22:00	35	0	0	5	7	18	44	110	65	18	4	0	1	0	0	0	0	0	0	0	0	32.9	272
23:00	35	0	2	0	1	12	31	62	37	7	2	1	0	0	0	0	0	0	0	0	0	32.9	155
<b>Total #</b>		8	97	272	321	590	1367	4932	4647	1153	141	25	2	1	0	0	0	0	0	0	0	33.5	13556



Time View: By Hour (Total Volumes)

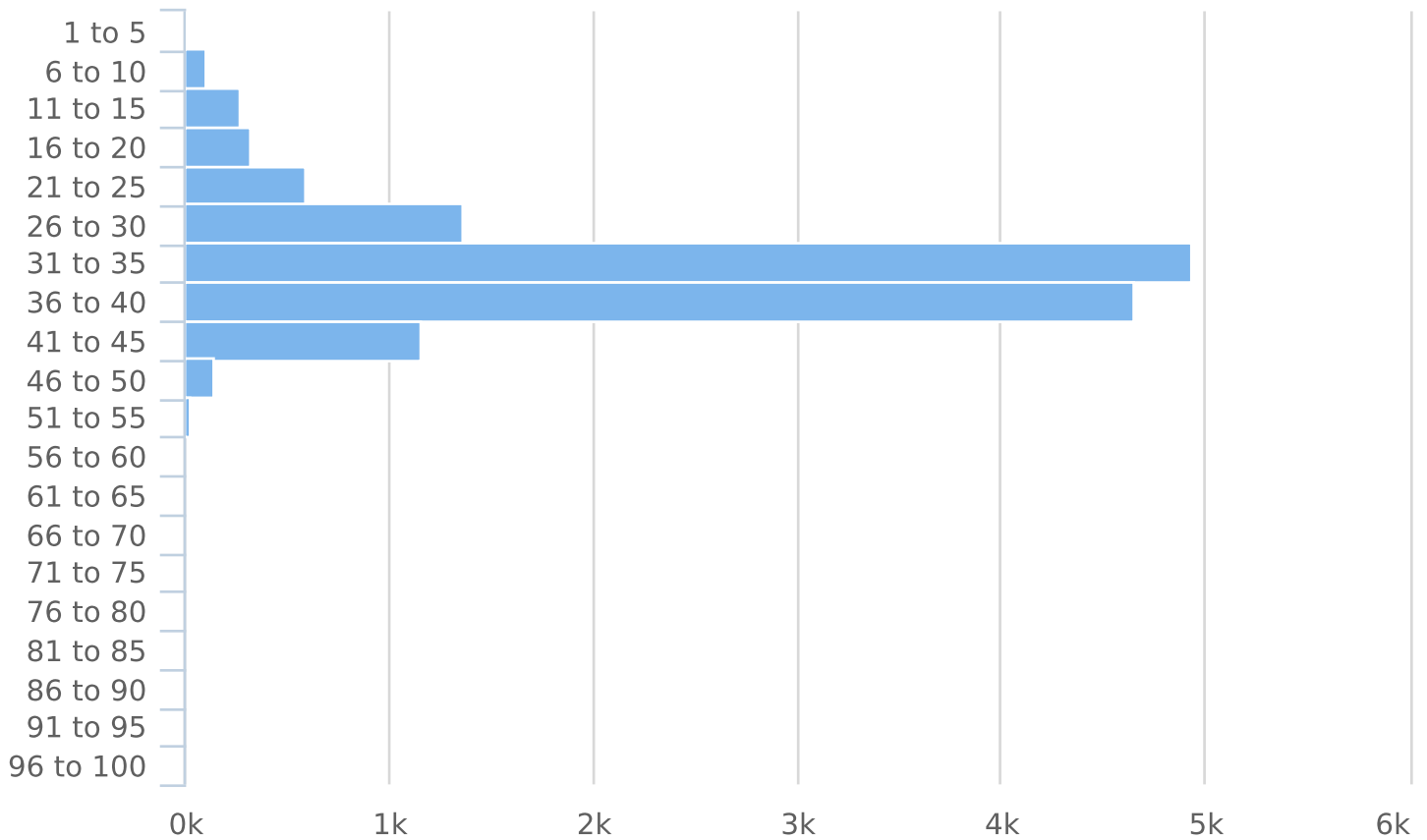
Speed Bins: Size 5, Range 1 to 100

Site: Happy Hollow Rd At Kingsglen Ct, SB

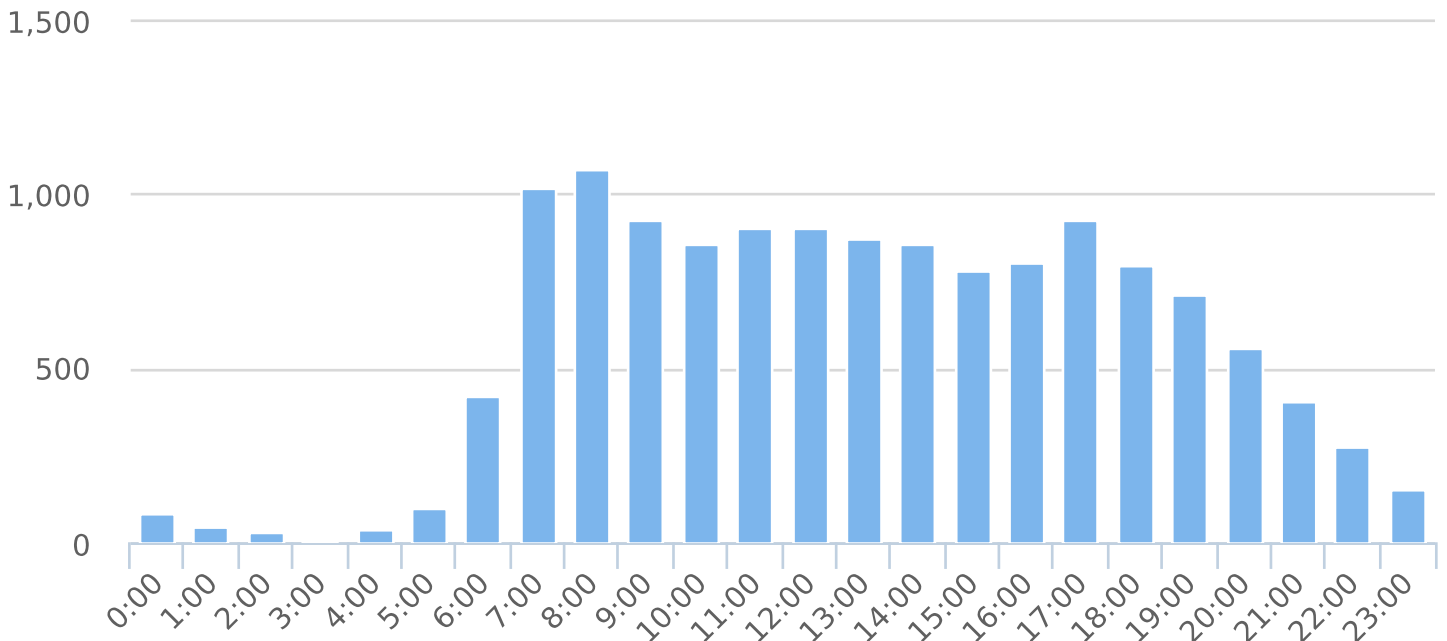
Time of Day: 0:00 to 23:59

Dates: 5/22/2019 to 5/28/2019

Total Vehicles by Speed Bin



Total Volume by Hour







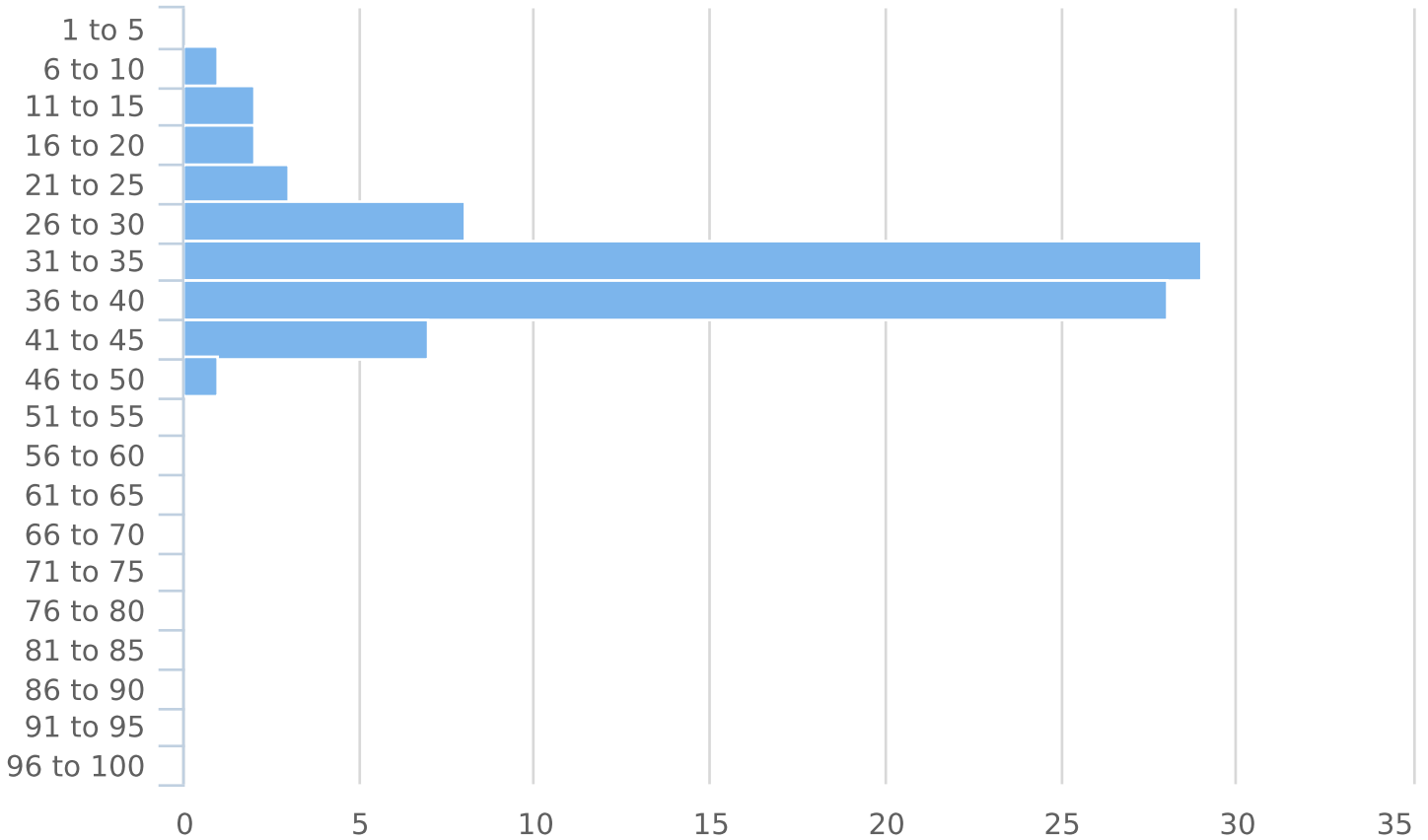
Generated by Chris Irwin from City of Dunwoody on May 29, 2019 at 5:23:3 AM



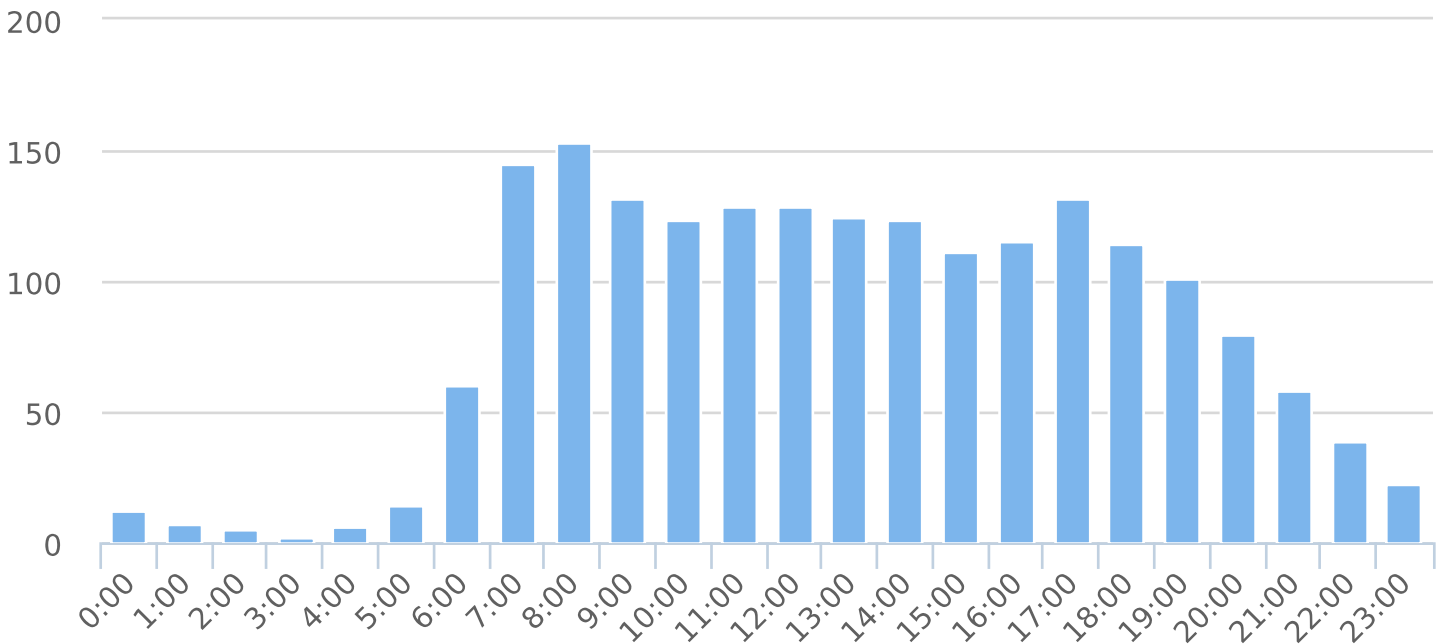
Time of Day: 0:00 to 23:59  
 Dates: 5/22/2019 to 5/28/2019

Time View: By Hour (Avg Volumes)  
 Speed Bins: Size 5, Range 1 to 100  
 Site: Happy Hollow Rd At Kingsglen Ct, SB

Average Vehicles by Speed Bin



Average Volume by Hour



Generated by Chris Irwin from City of Dunwoody on May 29, 2019 at 5:28:30 AM



Time View: By Week (Total Volumes)

Speed Bins: Size 5, Range 1 to 100

Site: Happy Hollow Rd At Kingsglen Ct,  
SB

Time of Day: 0:00 to 23:59

Dates: 5/22/2019 to 5/28/2019

Week	Spd Lim	1 to 5	6 to 10	11 to 15	16 to 20	21 to 25	26 to 30	31 to 35	36 to 40	41 to 45	46 to 50	51 to 55	56 to 60	61 to 65	66 to 70	71 to 75	76 to 80	81 to 85	86 to 90	91 to 95	96 to 100	Avg Spd	Total #	
5/19/2019	35	2	60	170	194	357	875	3126	2877	727	87	19	1	0	0	0	0	0	0	0	0	0	33.7	8495
5/26/2019	35	6	37	102	127	233	492	1806	1770	426	54	6	1	1	0	0	0	0	0	0	0	0	33.1	5061
<b>Total #</b>		8	97	272	321	590	1367	4932	4647	1153	141	25	2	1	0	0	0	0	0	0	0	0	33.4	13556

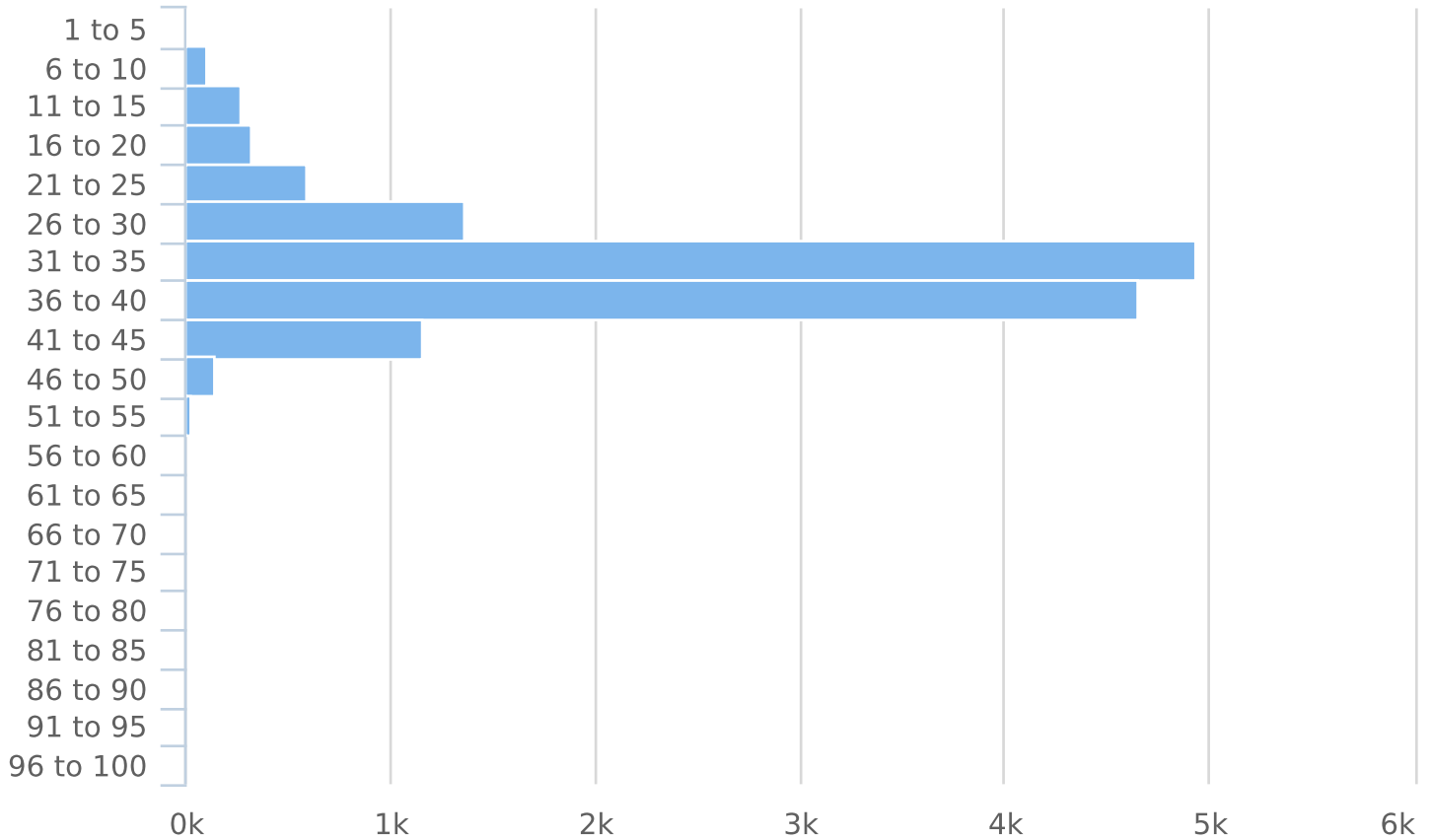
Generated by Chris Irwin from City of Dunwoody on May 29, 2019 at 5:28:30 AM



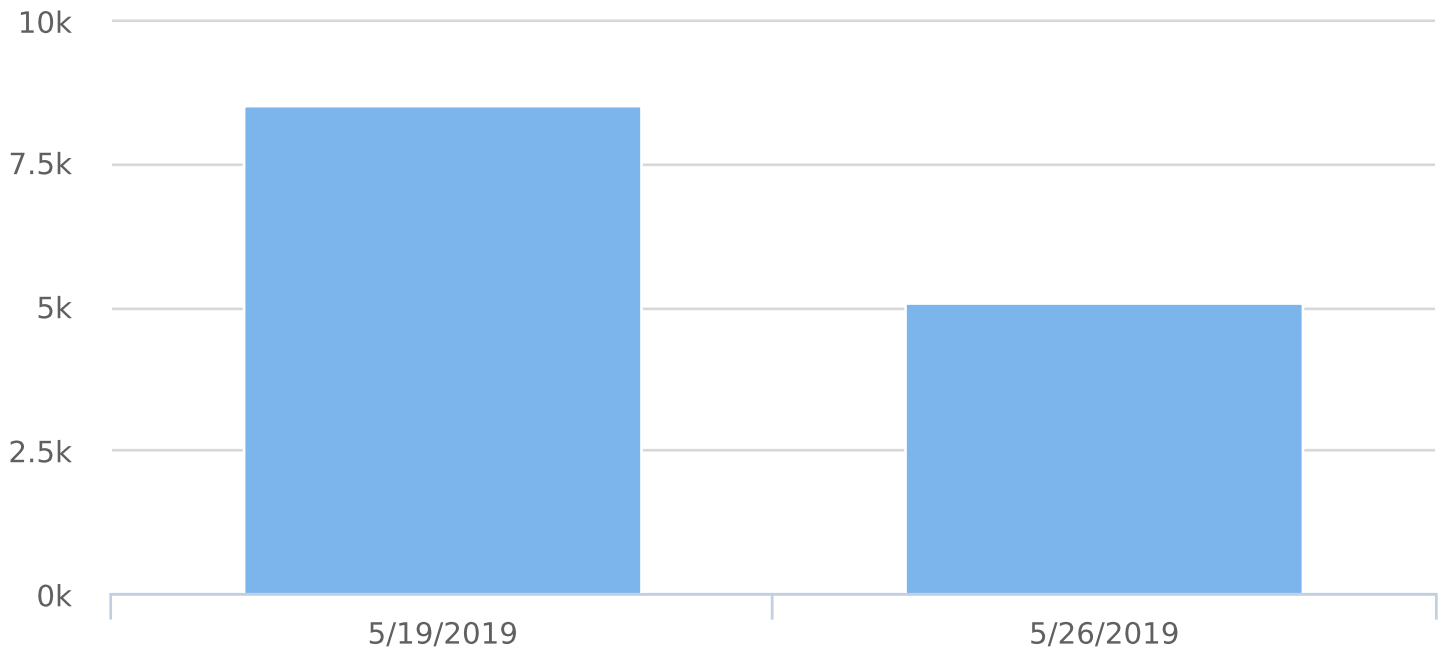
Time of Day: 0:00 to 23:59  
 Dates: 5/22/2019 to 5/28/2019

Time View: By Week (Total Volumes)  
 Speed Bins: Size 5, Range 1 to 100  
 Site: Happy Hollow Rd At Kingsglen Ct, SB

Total Vehicles by Speed Bin



Total Volume by Week





# Volume By Time Report

Generated by Chris Irwin from City of Dunwoody on May 29, 2019 at 5:29:38 AM

Time View: By Week (Total Volumes)  
Speed Bins: Size 5, Range 1 to 100  
Site: Happy Hollow Rd At Kingsglen Ct,  
SB

Time of Day: 0:00 to 23:59  
Dates: 5/22/2019 to 5/28/2019

Week	00:00	01:00	02:00	03:00	04:00	05:00	06:00	07:00	08:00	09:00	10:00	11:00	12:00	13:00	14:00	15:00	16:00	17:00	18:00	19:00	20:00	21:00	22:00	23:00	Total
5/19/2019	42	26	16	6	29	67	296	774	738	592	504	556	515	529	521	465	502	573	500	427	324	226	171	96	8495
5/26/2019	41	22	14	5	11	33	126	244	336	332	354	349	386	346	339	312	302	352	298	282	236	181	101	59	5061
<b>Total #</b>	<b>83</b>	<b>48</b>	<b>30</b>	<b>11</b>	<b>40</b>	<b>100</b>	<b>422</b>	<b>1018</b>	<b>1074</b>	<b>924</b>	<b>858</b>	<b>905</b>	<b>901</b>	<b>875</b>	<b>860</b>	<b>777</b>	<b>804</b>	<b>925</b>	<b>798</b>	<b>709</b>	<b>560</b>	<b>407</b>	<b>272</b>	<b>155</b>	<b>13556</b>

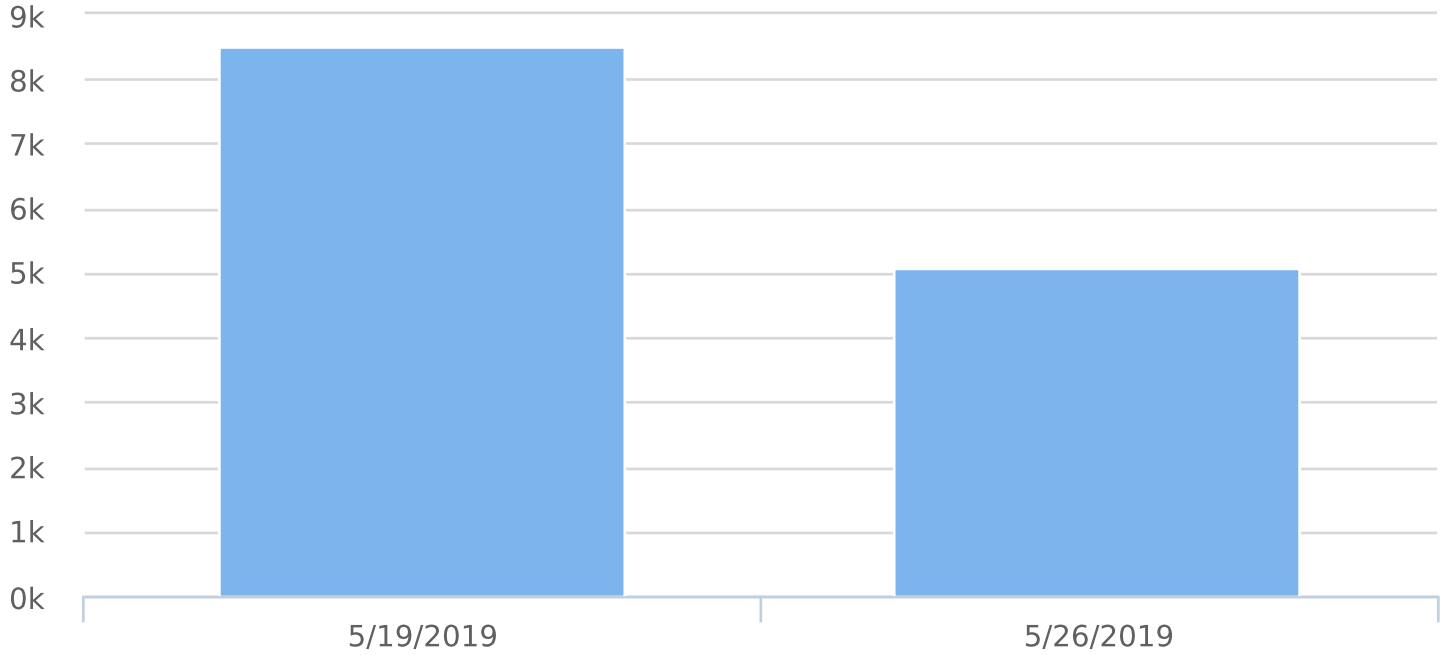
Generated by Chris Irwin from City of Dunwoody on May 29, 2019 at 5:29:38 AM



Time of Day: 0:00 to 23:59  
Dates: 5/22/2019 to 5/28/2019

Time View: By Week (Total Volumes)  
Speed Bins: Size 5, Range 1 to 100  
Site: Happy Hollow Rd At Kingsglen Ct,  
SB

## Volume by Week





Generated by Chris Irwin from City of Dunwoody on May 29, 2019 at 5:30:53 AM

Time View: By Day of Week (Avg Volumes)

Speed Bins: Size 5, Range 1 to 100

Site: Happy Hollow Rd At Kingsglen Ct,  
SB

Time of Day: 0:00 to 23:59

Dates: 5/22/2019 to 5/28/2019

Day of Week	00:00	01:00	02:00	03:00	04:00	05:00	06:00	07:00	08:00	09:00	10:00	11:00	12:00	13:00	14:00	15:00	16:00	17:00	18:00	19:00	20:00	21:00	22:00	23:00	Total
Sun	13	7	8	3	2	3	10	35	66	87	128	98	141	110	106	86	101	102	88	93	77	70	29	29	1492
Mon	13	7	6	1	2	4	17	40	70	100	127	128	122	128	104	111	89	114	96	86	81	57	40	19	1562
Tue	15	8	0	1	7	26	99	169	200	145	99	123	123	108	129	115	112	136	114	103	78	54	32	11	2007
Wed	8	5	2	0	10	17	106	283	212	157	128	139	132	136	131	120	137	158	130	115	85	64	35	19	2329
Thu	11	5	3	1	8	23	95	255	225	186	150	113	123	134	133	115	133	164	142	111	85	50	49	23	2337
Fri	13	4	5	1	8	14	72	183	173	128	99	153	131	128	137	135	127	122	132	111	89	64	42	21	2092
Sat	10	12	6	4	3	13	23	53	128	121	127	151	129	131	120	95	105	129	96	90	65	48	45	33	1737
Avg #	12	7	4	2	6	14	60	145	153	132	123	129	129	125	123	111	115	132	114	101	80	58	39	22	1937



Generated by Chris Irwin from City of Dunwoody on May 29, 2019 at 5:30:53 AM

Time View: By Day of Week (Avg Volumes)

Speed Bins: Size 5, Range 1 to 100

Site: Happy Hollow Rd At Kingsglen Ct,  
SB

Time of Day: 0:00 to 23:59

Dates: 5/22/2019 to 5/28/2019

## Volume by Day

