

Generated by Chris Irwin from City of Dunwoody on May 16, 2019 at 6:55:14 AM



Time of Day: 0:00 to 23:59
Dates: 5/9/2019 to 5/15/2019

Site: Womack Rd and Conover Dr,
EB

Overall Summary

Total Days of Data: 7
Speed Limit: 35
Average Speed: 32.47
50th Percentile Speed: 33.15
85th Percentile Speed: 37.91
Pace Speed Range: 29.0-39.0

Minimum Speed: 5.0
Maximum Speed: 64.0
Display Status: Speed Display
Average Volume per Day: 3288.0
Total Volume: 23016.0

Generated by Chris Irwin from City of Dunwoody on May 16, 2019 at 7:53:39 AM



Time View: By Date (Total Volumes)
Speed Bins: Size 5, Range 1 to 100
Site: Womack Rd and Conover Dr, EB

Time of Day: 0:00 to 23:59
Dates: 5/9/2019 to 5/15/2019

Date	Spd Lim	1 to 5	6 to 10	11 to 15	16 to 20	21 to 25	26 to 30	31 to 35	36 to 40	41 to 45	46 to 50	51 to 55	56 to 60	61 to 65	66 to 70	71 to 75	76 to 80	81 to 85	86 to 90	91 to 95	96 to 100	Avg Spd	Total #
5/9/2019	35	11	59	67	136	209	639	1618	835	190	20	6	1	1	0	0	0	0	0	0	0	32.8	3792
5/10/2019	35	10	46	81	150	194	568	1504	924	198	35	5	1	0	0	0	0	0	0	0	0	32.1	3716
5/11/2019	35	12	69	47	143	174	376	1182	778	144	23	5	0	1	0	0	0	0	0	0	0	30.4	2954
5/12/2019	35	2	30	36	84	92	231	847	596	136	23	6	2	0	0	0	0	0	0	0	0	32.7	2085
5/13/2019	35	6	47	65	131	176	472	1376	866	181	23	5	2	0	0	0	0	0	0	0	0	32.6	3350
5/14/2019	35	5	50	73	150	215	640	1423	842	169	22	1	2	1	0	0	0	0	0	0	0	33.1	3593
5/15/2019	35	9	46	76	134	232	604	1447	785	155	33	4	1	0	0	0	0	0	0	0	0	32.5	3526
Total #		55	347	445	928	1292	3530	9397	5626	1173	179	32	9	3	0	0	0	0	0	0	0	32.3	23016

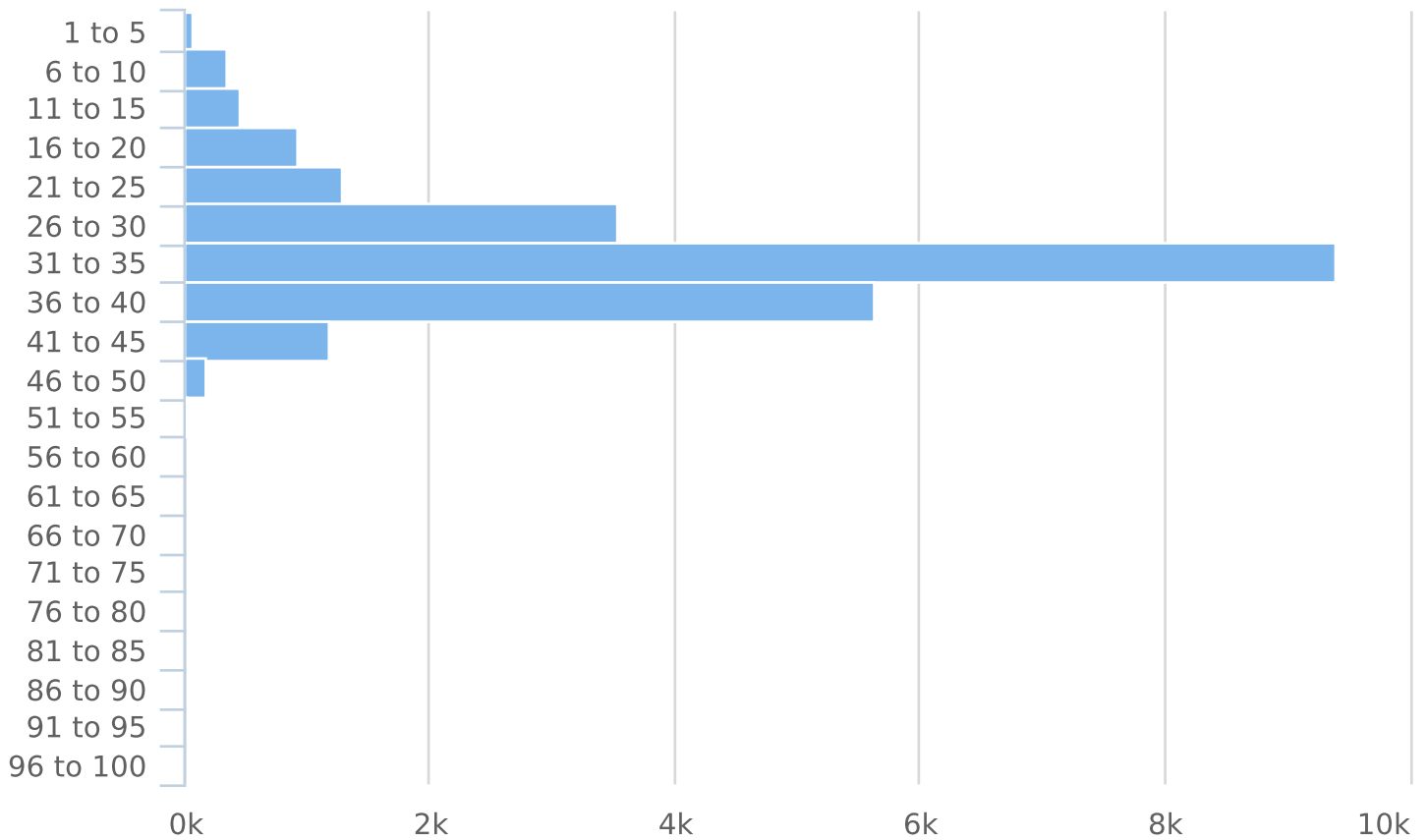
Generated by Chris Irwin from City of Dunwoody on May 16, 2019 at 7:53:39 AM



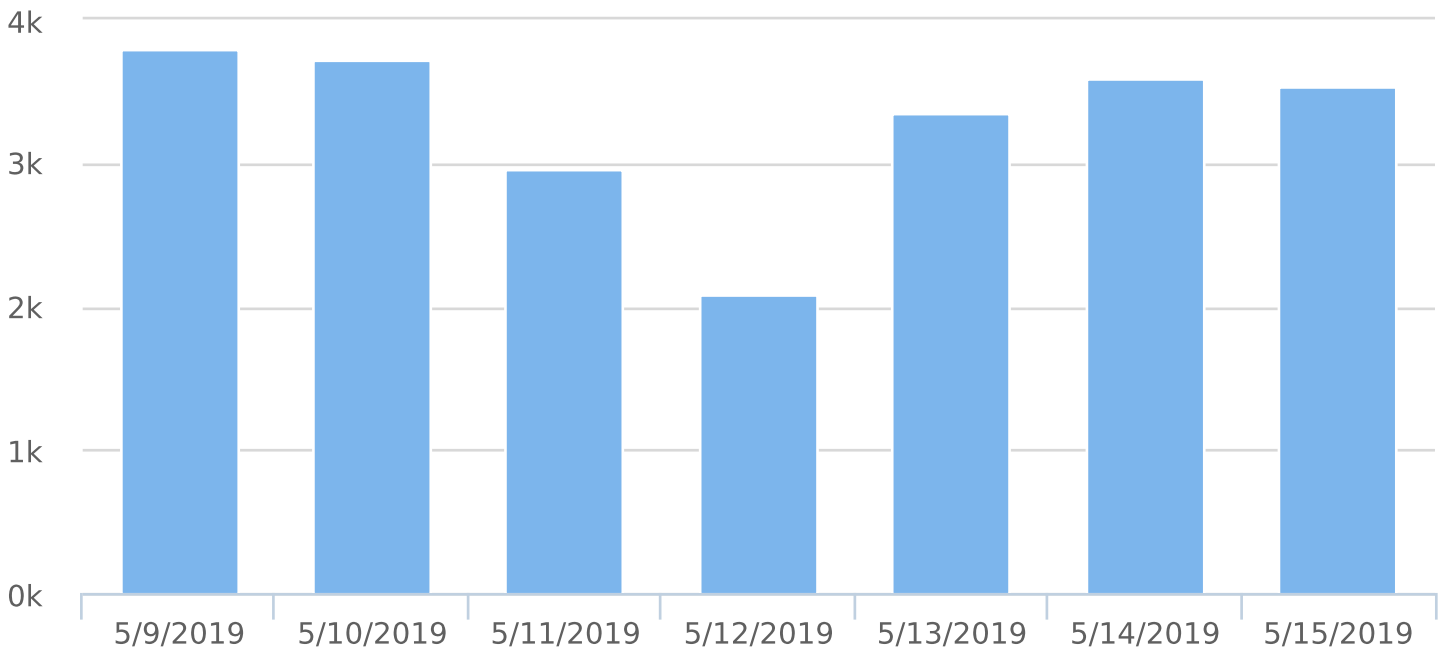
Time View: By Date (Total Volumes)
 Speed Bins: Size 5, Range 1 to 100
 Site: Womack Rd and Conover Dr, EB

Time of Day: 0:00 to 23:59
 Dates: 5/9/2019 to 5/15/2019

Total Vehicles by Speed Bin



Total Volume by Date



Generated by Chris Irwin from City of Dunwoody on May 16, 2019 at 7:1:59 AM



Time View: By Hour (Total Volumes)
Speed Bins: Size 5, Range 1 to 100
Site: Womack Rd and Conover Dr, EB

Time of Day: 0:00 to 23:59
Dates: 5/9/2019 to 5/15/2019

Hour	Spd Lim	1 to 5	6 to 10	11 to 15	16 to 20	21 to 25	26 to 30	31 to 35	36 to 40	41 to 45	46 to 50	51 to 55	56 to 60	61 to 65	66 to 70	71 to 75	76 to 80	81 to 85	86 to 90	91 to 95	96 to 100	Avg Spd	Total #
0:00	35	1	4	1	4	3	14	43	25	7	0	0	0	0	0	0	0	0	0	0	0	32.6	102
1:00	35	1	1	0	2	4	4	14	5	3	0	0	0	0	0	0	0	0	0	0	0	29.3	34
2:00	35	0	1	0	0	1	3	6	11	4	0	1	0	0	0	0	0	0	0	0	0	36.4	27
3:00	35	0	0	0	1	0	1	5	4	3	0	1	0	1	0	0	0	0	0	0	0	41.5	16
4:00	35	2	2	2	1	3	4	4	2	2	0	0	0	0	0	0	0	0	0	0	0	27.9	22
5:00	35	1	4	0	9	9	9	26	18	12	2	1	0	0	0	0	0	0	0	0	0	31.0	91
6:00	35	2	8	4	13	22	72	169	81	23	3	1	1	0	0	0	0	0	0	0	0	30.9	399
7:00	35	3	20	23	44	59	297	532	176	46	2	1	0	0	0	0	0	0	0	0	0	31.0	1203
8:00	35	9	27	22	38	72	99	375	220	47	8	0	1	0	0	0	0	0	0	0	0	31.6	918
9:00	35	5	25	24	36	64	148	366	282	72	11	6	0	0	0	0	0	0	0	0	0	32.1	1039
10:00	35	3	19	19	47	60	100	402	301	63	9	3	2	1	0	0	0	0	0	0	0	32.7	1029
11:00	35	4	12	31	55	64	138	518	348	70	12	0	0	1	0	0	0	0	0	0	0	32.4	1253
12:00	35	2	16	35	82	70	191	612	387	67	14	3	0	0	0	0	0	0	0	0	0	32.4	1479
13:00	35	2	17	30	82	89	253	656	410	107	15	1	1	0	0	0	0	0	0	0	0	32.3	1663
14:00	35	3	26	34	67	110	297	691	376	80	11	1	0	0	0	0	0	0	0	0	0	31.9	1696
15:00	35	5	33	46	73	116	280	795	434	81	8	0	0	0	0	0	0	0	0	0	0	31.7	1871
16:00	35	0	31	32	78	145	383	919	514	103	16	1	0	0	0	0	0	0	0	0	0	31.9	2222
17:00	35	3	40	43	86	146	427	913	500	94	14	2	1	0	0	0	0	0	0	0	0	31.7	2269
18:00	35	3	15	27	61	96	315	787	469	86	15	3	1	0	0	0	0	0	0	0	0	32.7	1878
19:00	35	2	13	24	58	54	164	575	391	71	14	1	0	0	0	0	0	0	0	0	0	32.9	1367
20:00	35	0	16	20	40	46	139	424	238	48	8	2	2	0	0	0	0	0	0	0	0	32.3	983
21:00	35	1	10	16	32	29	110	299	204	30	6	3	0	0	0	0	0	0	0	0	0	32.6	740
22:00	35	3	3	7	13	20	59	181	151	31	7	0	0	0	0	0	0	0	0	0	0	33.4	475
23:00	35	0	4	5	6	10	23	85	79	23	4	1	0	0	0	0	0	0	0	0	0	34.1	240
Total #		55	347	445	928	1292	3530	9397	5626	1173	179	32	9	3	0	0	0	0	0	0	0	32.5	23016

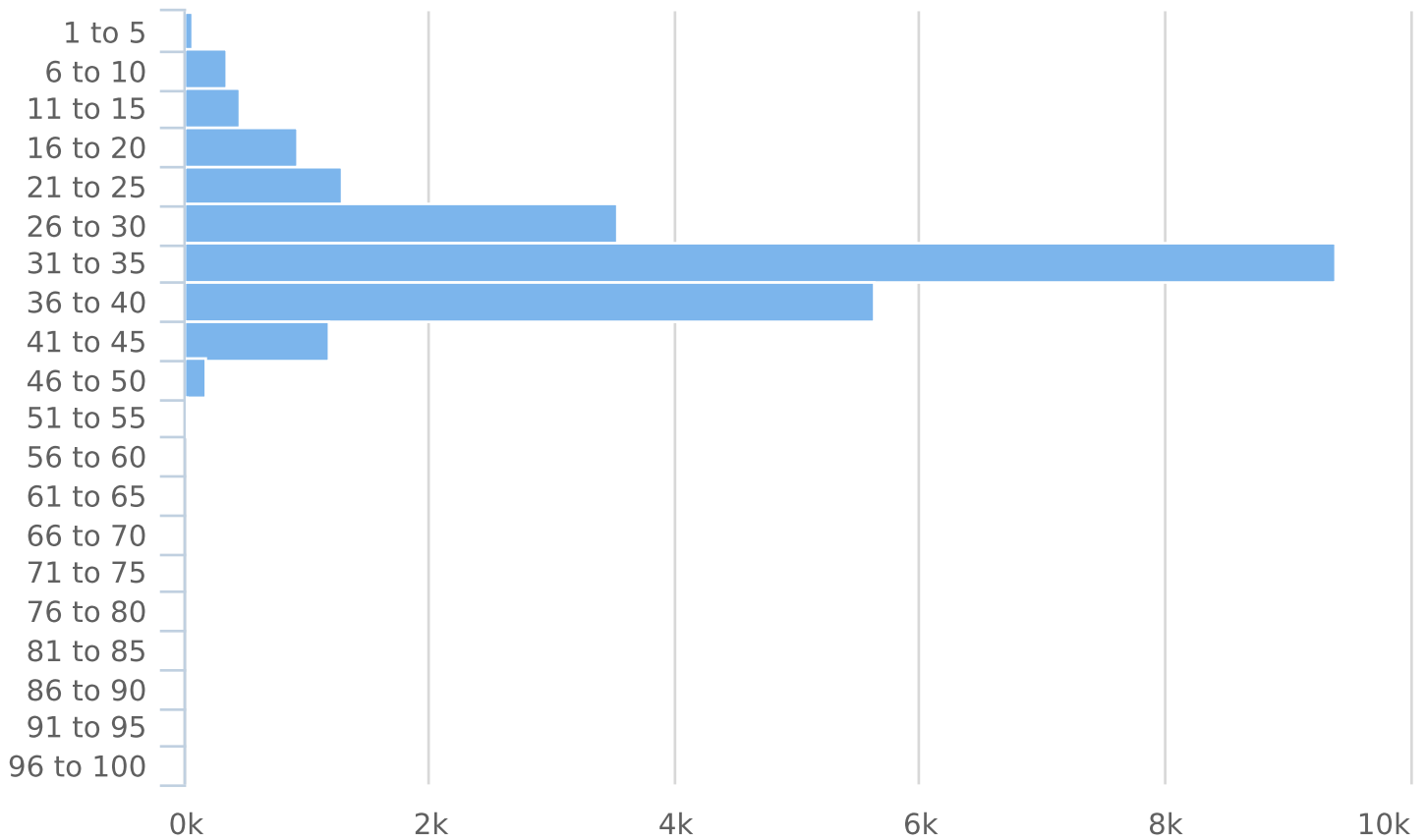
Generated by Chris Irwin from City of Dunwoody on May 16, 2019 at 7:15:59 AM



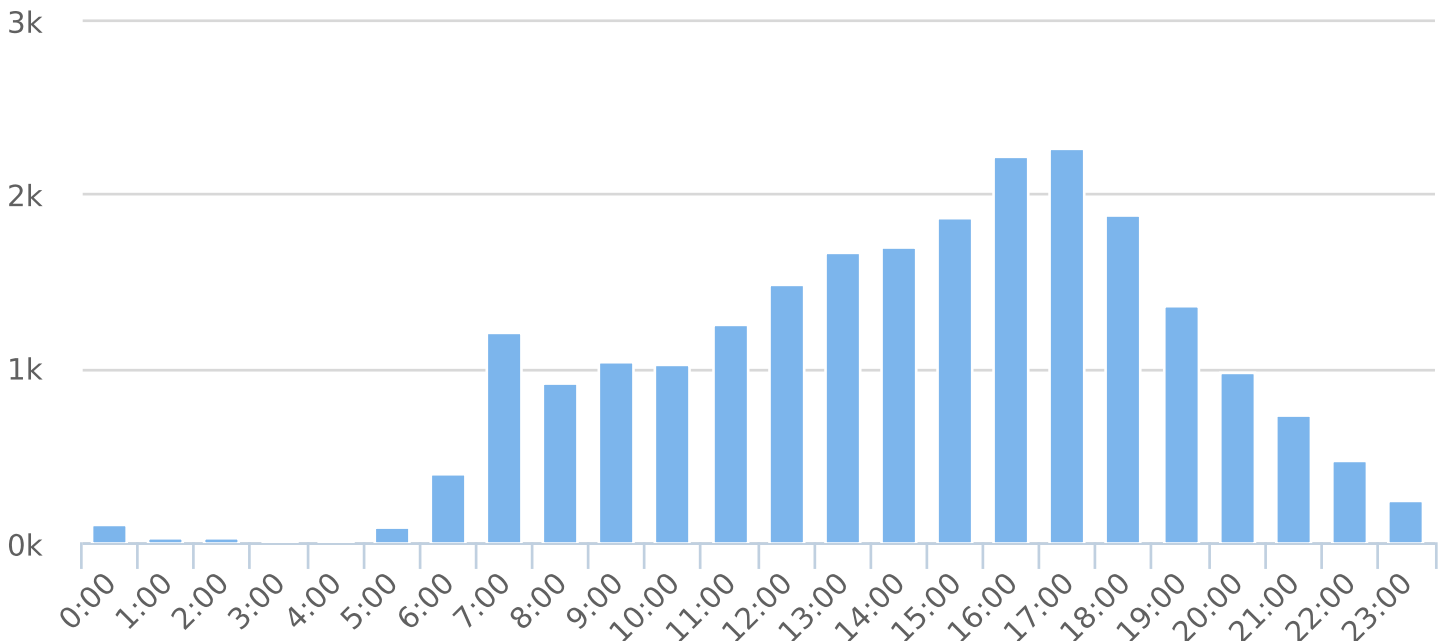
Time of Day: 0:00 to 23:59
 Dates: 5/9/2019 to 5/15/2019

Time View: By Hour (Total Volumes)
 Speed Bins: Size 5, Range 1 to 100
 Site: Womack Rd and Conover Dr, EB

Total Vehicles by Speed Bin



Total Volume by Hour



Generated by Chris Irwin from City of Dunwoody on May 16, 2019 at 7:9:5 AM



Time View: By Week (Total Volumes)
Speed Bins: Size 5, Range 1 to 100
Site: Womack Rd and Conover Dr, EB

Time of Day: 0:00 to 23:59
Dates: 5/9/2019 to 5/15/2019

Week	Spd Lim	1 to 5	6 to 10	11 to 15	16 to 20	21 to 25	26 to 30	31 to 35	36 to 40	41 to 45	46 to 50	51 to 55	56 to 60	61 to 65	66 to 70	71 to 75	76 to 80	81 to 85	86 to 90	91 to 95	96 to 100	Avg Spd	Total #
5/5/2019	35	33	174	195	429	577	1583	4304	2537	532	78	16	2	2	0	0	0	0	0	0	0	31.8	10462
5/12/2019	35	22	173	250	499	715	1947	5093	3089	641	101	16	7	1	0	0	0	0	0	0	0	32.7	12554
Total #		55	347	445	928	1292	3530	9397	5626	1173	179	32	9	3	0	0	0	0	0	0	0	32.3	23016

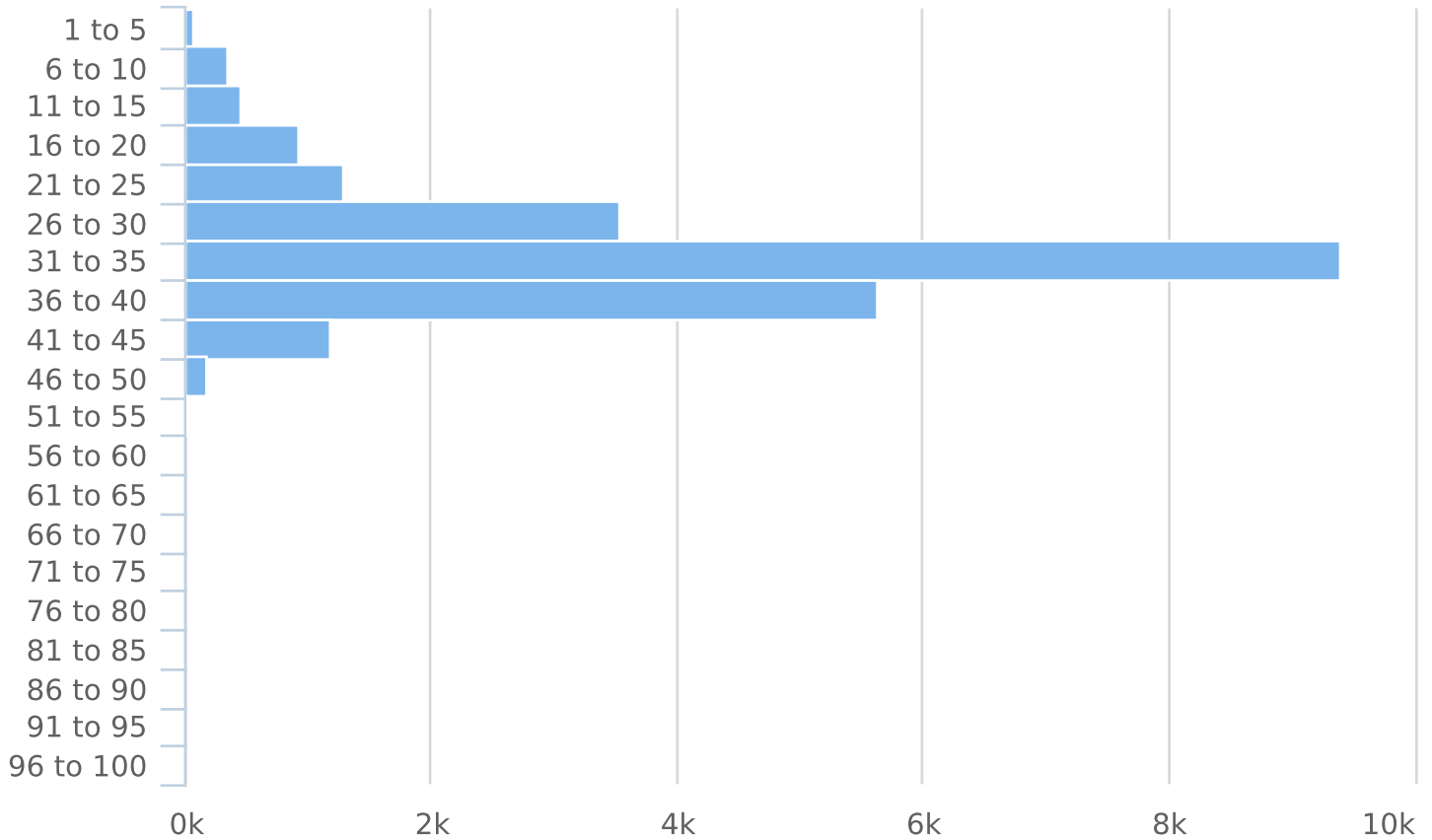
Generated by Chris Irwin from City of Dunwoody on May 16, 2019 at 7:9:5 AM



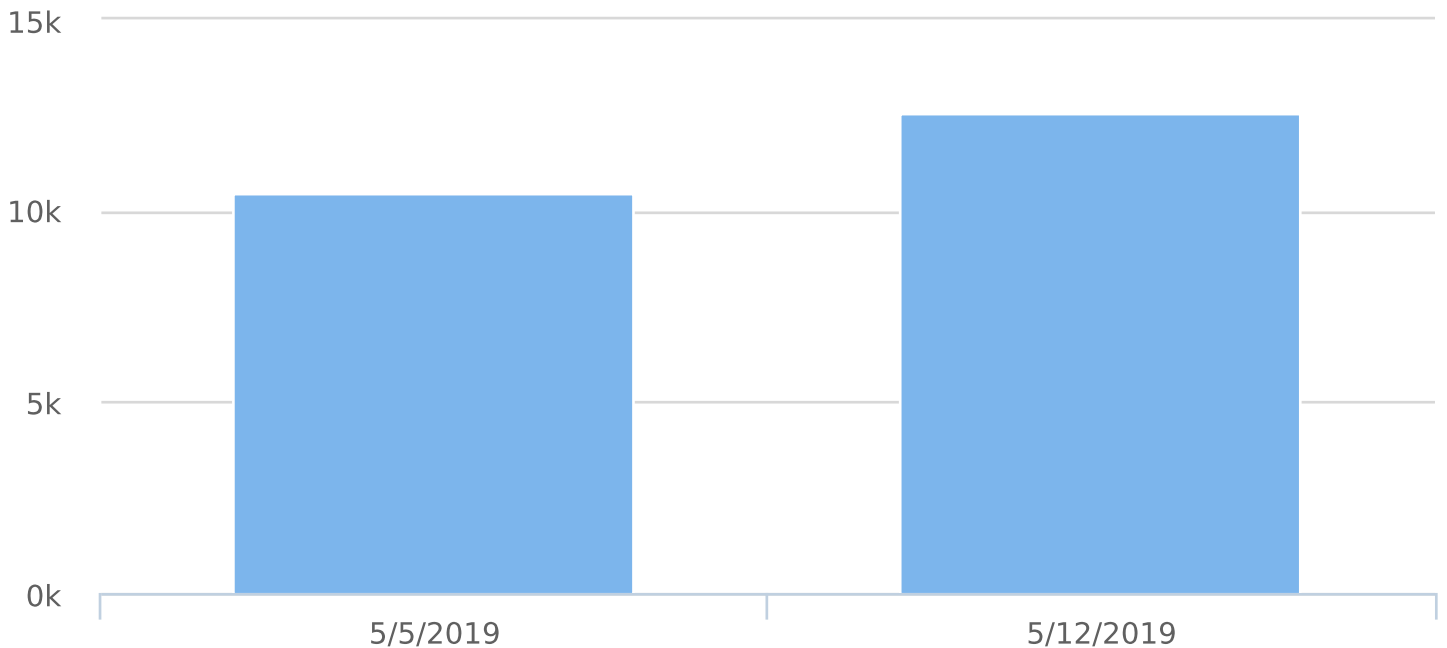
Time of Day: 0:00 to 23:59
 Dates: 5/9/2019 to 5/15/2019

Time View: By Week (Total Volumes)
 Speed Bins: Size 5, Range 1 to 100
 Site: Womack Rd and Conover Dr, EB

Total Vehicles by Speed Bin



Total Volume by Week



Generated by Chris Irwin from City of Dunwoody on May 16, 2019 at 7:4:2 AM



Time View: By Day of Week (Avg Volumes)

Speed Bins: Size 5, Range 1 to 100

Site: Womack Rd and Conover Dr, EB

Time of Day: 0:00 to 23:59

Dates: 5/9/2019 to 5/15/2019

Day of Week	Spd Lim	1 to 5	6 to 10	11 to 15	16 to 20	21 to 25	26 to 30	31 to 35	36 to 40	41 to 45	46 to 50	51 to 55	56 to 60	61 to 65	66 to 70	71 to 75	76 to 80	81 to 85	86 to 90	91 to 95	96 to 100	Avg Spd	Avg #	
Sun	35	2	30	36	84	92	231	847	596	136	23	6	2	0	0	0	0	0	0	0	0	0	32.7	2085
Mon	35	6	47	65	131	176	472	1376	866	181	23	5	2	0	0	0	0	0	0	0	0	0	32.6	3350
Tue	35	5	50	73	150	215	640	1423	842	169	22	1	2	1	0	0	0	0	0	0	0	0	33.1	3593
Wed	35	9	46	76	134	232	604	1447	785	155	33	4	1	0	0	0	0	0	0	0	0	0	32.5	3526
Thu	35	11	59	67	136	209	639	1618	835	190	20	6	1	1	0	0	0	0	0	0	0	0	32.8	3792
Fri	35	10	46	81	150	194	568	1504	924	198	35	5	1	0	0	0	0	0	0	0	0	0	32.1	3716
Sat	35	12	69	47	143	174	376	1182	778	144	23	5	0	1	0	0	0	0	0	0	0	0	30.4	2954
Avg #		8	50	64	133	185	504	1342	804	168	26	5	1	0	0	0	0	0	0	0	0	0	32.3	3288

Generated by Chris Irwin from City of Dunwoody on May 16, 2019 at 7:4:2 AM



Time View: By Day of Week (Avg Volumes)

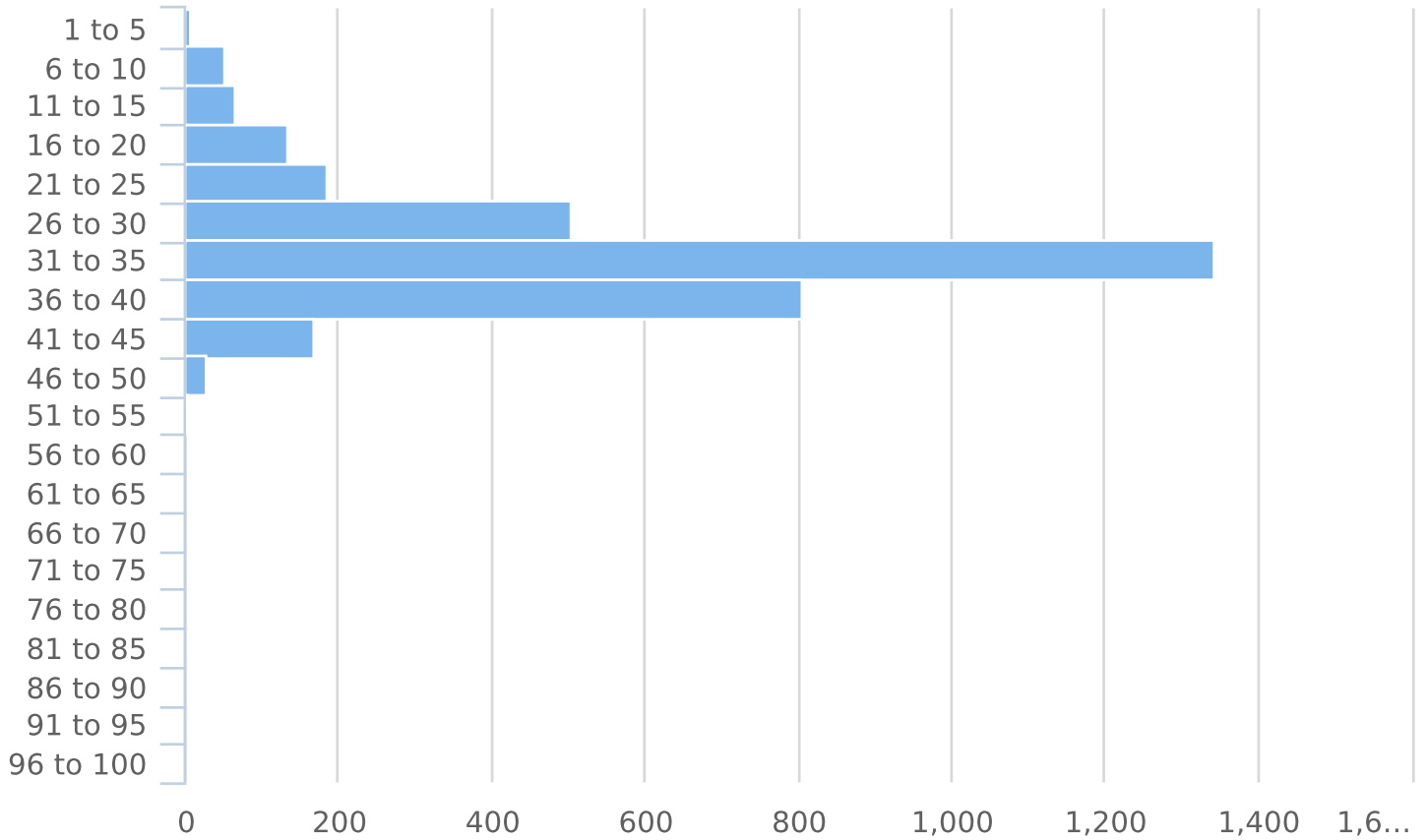
Speed Bins: Size 5, Range 1 to 100

Site: Womack Rd and Conover Dr, EB

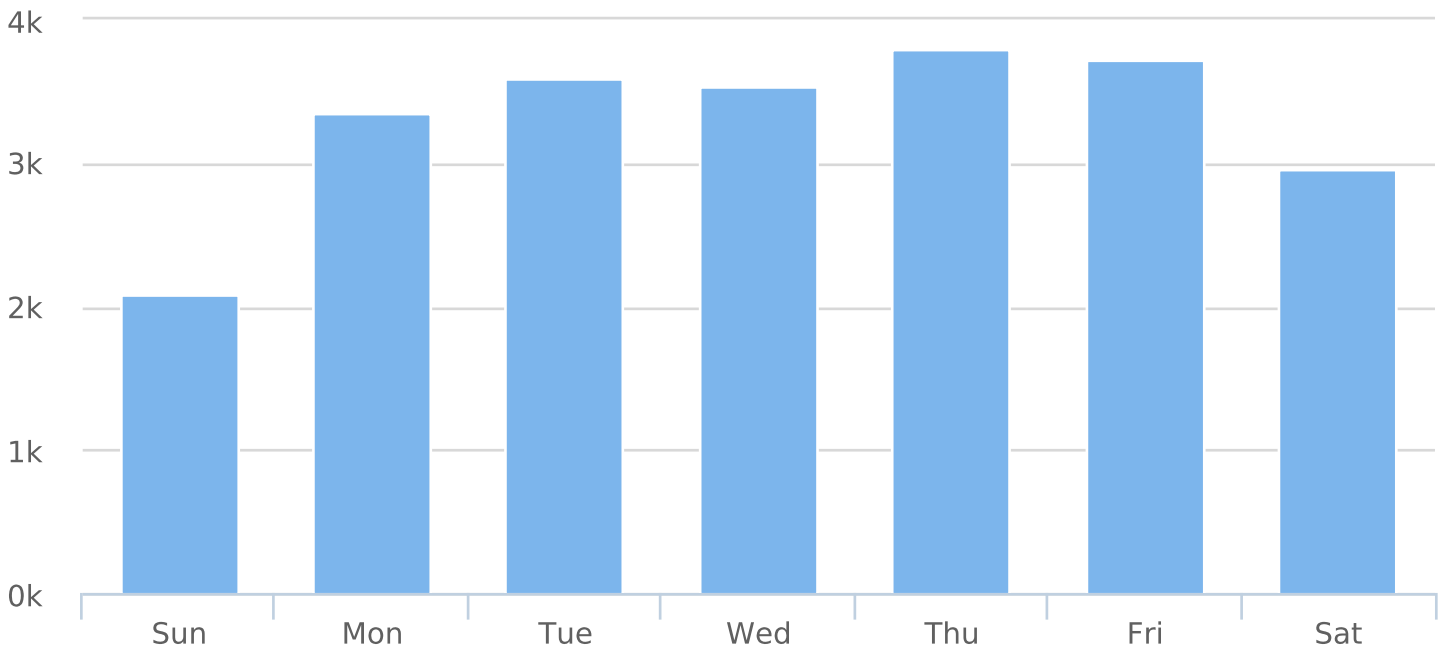
Time of Day: 0:00 to 23:59

Dates: 5/9/2019 to 5/15/2019

Average Vehicles by Speed Bin



Average Volume by Day of Week



Generated by Chris Irwin from City of Dunwoody on May 16, 2019 at 7:0:20 AM



Time View: By Hour (Avg Volumes)
Speed Bins: Size 5, Range 1 to 100
Site: Womack Rd and Conover Dr, EB

Time of Day: 0:00 to 23:59
Dates: 5/9/2019 to 5/15/2019

Hour	Spd Lim	1 to 5	6 to 10	11 to 15	16 to 20	21 to 25	26 to 30	31 to 35	36 to 40	41 to 45	46 to 50	51 to 55	56 to 60	61 to 65	66 to 70	71 to 75	76 to 80	81 to 85	86 to 90	91 to 95	96 to 100	Avg Spd	Avg #	
0:00	35	0	1	0	1	0	2	6	4	1	0	0	0	0	0	0	0	0	0	0	0	0	32.6	15
1:00	35	0	0	0	0	1	1	2	1	1	0	0	0	0	0	0	0	0	0	0	0	0	29.3	6
2:00	35	0	0	0	0	0	0	1	2	1	0	0	0	0	0	0	0	0	0	0	0	0	36.4	4
3:00	35	0	0	0	0	0	0	1	1	1	0	0	0	0	0	0	0	0	0	0	0	0	41.5	4
4:00	35	0	0	0	0	0	1	1	0	0	0	0	0	0	0	0	0	0	0	0	0	0	27.9	3
5:00	35	0	1	0	1	1	1	4	3	2	0	0	0	0	0	0	0	0	0	0	0	0	31.0	13
6:00	35	0	1	1	2	3	10	24	12	3	0	0	0	0	0	0	0	0	0	0	0	0	30.9	57
7:00	35	0	3	3	6	8	42	76	25	7	0	0	0	0	0	0	0	0	0	0	0	0	31.0	172
8:00	35	1	4	3	5	10	14	54	31	7	1	0	0	0	0	0	0	0	0	0	0	0	31.6	131
9:00	35	1	4	3	5	9	21	52	40	10	2	1	0	0	0	0	0	0	0	0	0	0	32.1	148
10:00	35	0	3	3	7	9	14	57	43	9	1	0	0	0	0	0	0	0	0	0	0	0	32.7	147
11:00	35	1	2	4	8	9	20	74	50	10	2	0	0	0	0	0	0	0	0	0	0	0	32.4	179
12:00	35	0	2	5	12	10	27	87	55	10	2	0	0	0	0	0	0	0	0	0	0	0	32.4	211
13:00	35	0	2	4	12	13	36	94	59	15	2	0	0	0	0	0	0	0	0	0	0	0	32.3	238
14:00	35	0	4	5	10	16	42	99	54	11	2	0	0	0	0	0	0	0	0	0	0	0	31.9	242
15:00	35	1	5	7	10	17	40	114	62	12	1	0	0	0	0	0	0	0	0	0	0	0	31.7	267
16:00	35	0	4	5	11	21	55	131	73	15	2	0	0	0	0	0	0	0	0	0	0	0	31.9	317
17:00	35	0	6	6	12	21	61	130	71	13	2	0	0	0	0	0	0	0	0	0	0	0	31.7	324
18:00	35	0	2	4	9	14	45	112	67	12	2	0	0	0	0	0	0	0	0	0	0	0	32.7	268
19:00	35	0	2	3	8	8	23	82	56	10	2	0	0	0	0	0	0	0	0	0	0	0	32.9	195
20:00	35	0	2	3	6	7	20	61	34	7	1	0	0	0	0	0	0	0	0	0	0	0	32.3	140
21:00	35	0	1	2	5	4	16	43	29	4	1	0	0	0	0	0	0	0	0	0	0	0	32.6	106
22:00	35	0	0	1	2	3	8	26	22	4	1	0	0	0	0	0	0	0	0	0	0	0	33.4	68
23:00	35	0	1	1	1	1	3	12	11	3	1	0	0	0	0	0	0	0	0	0	0	0	34.1	34
Avg #		0	2	3	6	8	21	56	34	7	1	0	0	0	0	0	0	0	0	0	0	0	32.5	137

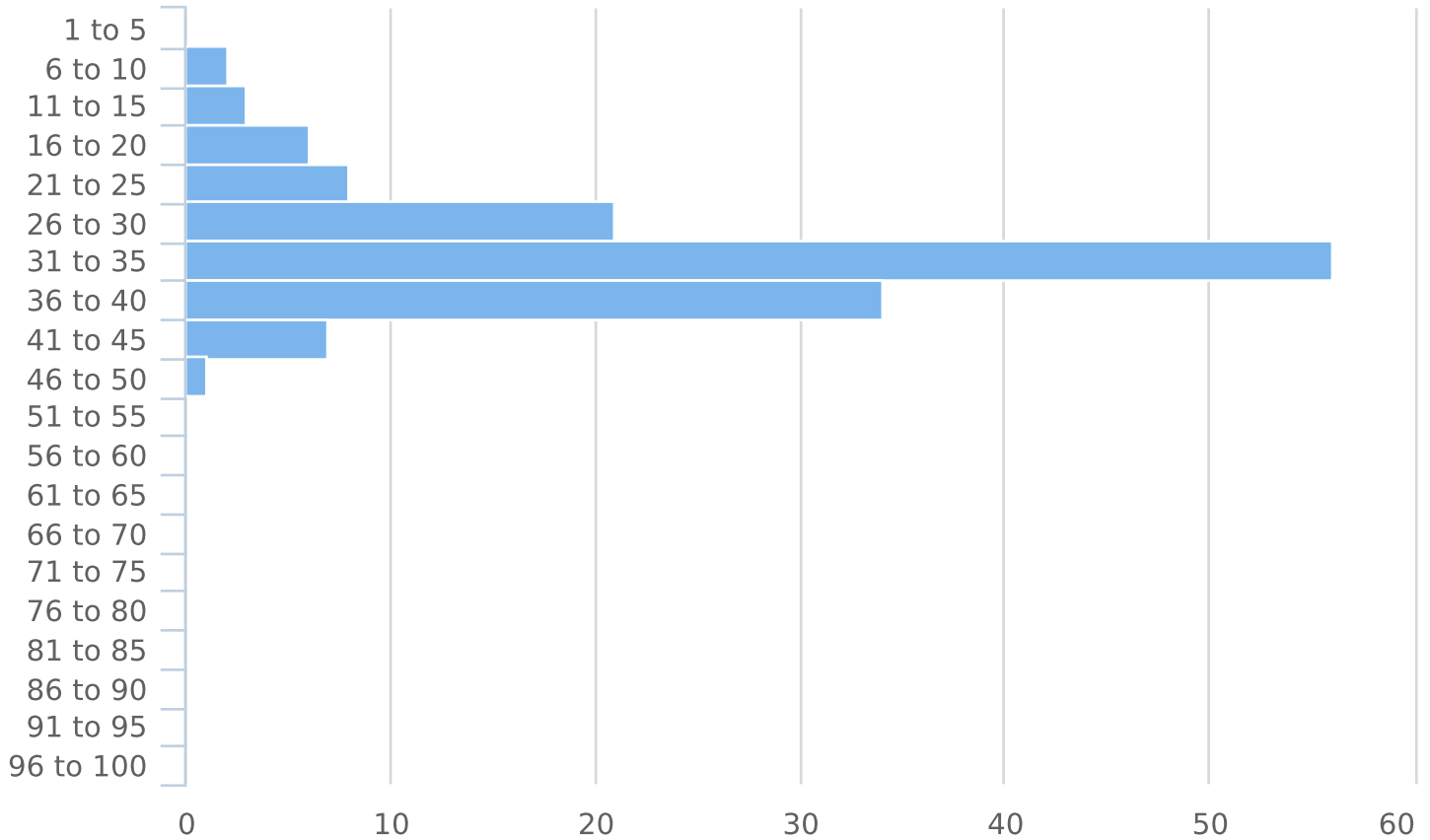
Generated by Chris Irwin from City of Dunwoody on May 16, 2019 at 7:02:20 AM



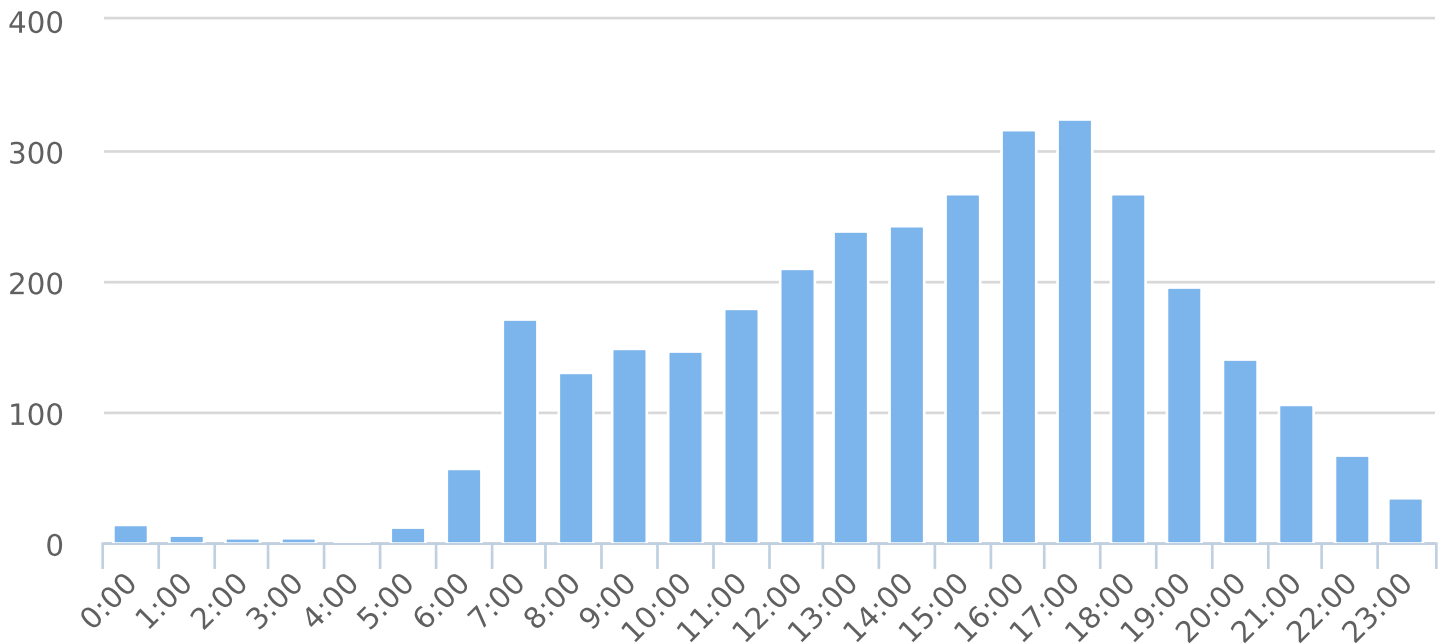
Time of Day: 0:00 to 23:59
 Dates: 5/9/2019 to 5/15/2019

Time View: By Hour (Avg Volumes)
 Speed Bins: Size 5, Range 1 to 100
 Site: Womack Rd and Conover Dr, EB

Average Vehicles by Speed Bin



Average Volume by Hour



Generated by Chris Irwin from City of Dunwoody on May 16, 2019 at 7:14:15 AM



Time View: By Date (Total Volumes)

Speed Bins: Size 5, Range 1 to 100

Site: Womack Rd and Conover Dr, EB

Time of Day: 0:00 to 23:59

Dates: 5/9/2019 to 5/15/2019

Date	00:00	01:00	02:00	03:00	04:00	05:00	06:00	07:00	08:00	09:00	10:00	11:00	12:00	13:00	14:00	15:00	16:00	17:00	18:00	19:00	20:00	21:00	22:00	23:00	Total
5/9/2019	9	0	3	3	2	15	69	233	179	173	146	179	215	283	280	300	332	415	336	262	143	116	63	36	3792
5/10/2019	12	2	2	1	7	16	71	237	136	173	158	196	223	283	253	303	376	342	261	205	178	151	83	47	3716
5/11/2019	29	13	8	0	2	8	15	53	89	144	176	225	238	245	257	266	251	193	187	135	139	126	88	67	2954
5/12/2019	31	11	11	8	4	4	10	20	37	77	133	157	150	159	166	178	205	169	143	146	126	74	47	19	2085
5/13/2019	6	1	1	0	2	16	65	214	177	168	134	136	200	216	230	260	357	382	302	195	127	67	65	29	3350
5/14/2019	7	3	1	4	1	19	89	229	140	134	151	172	248	245	247	282	355	417	340	199	131	105	61	13	3593
5/15/2019	8	4	1	0	4	13	80	217	160	170	131	188	205	232	263	282	346	351	309	225	139	101	68	29	3526
Total #	102	34	27	16	22	91	399	1203	918	1039	1029	1253	1479	1663	1696	1871	2222	2269	1878	1367	983	740	475	240	23016



Generated by Chris Irwin from City of Dunwoody on May 16, 2019 at 7:14:15 AM

Time View: By Date (Total Volumes)

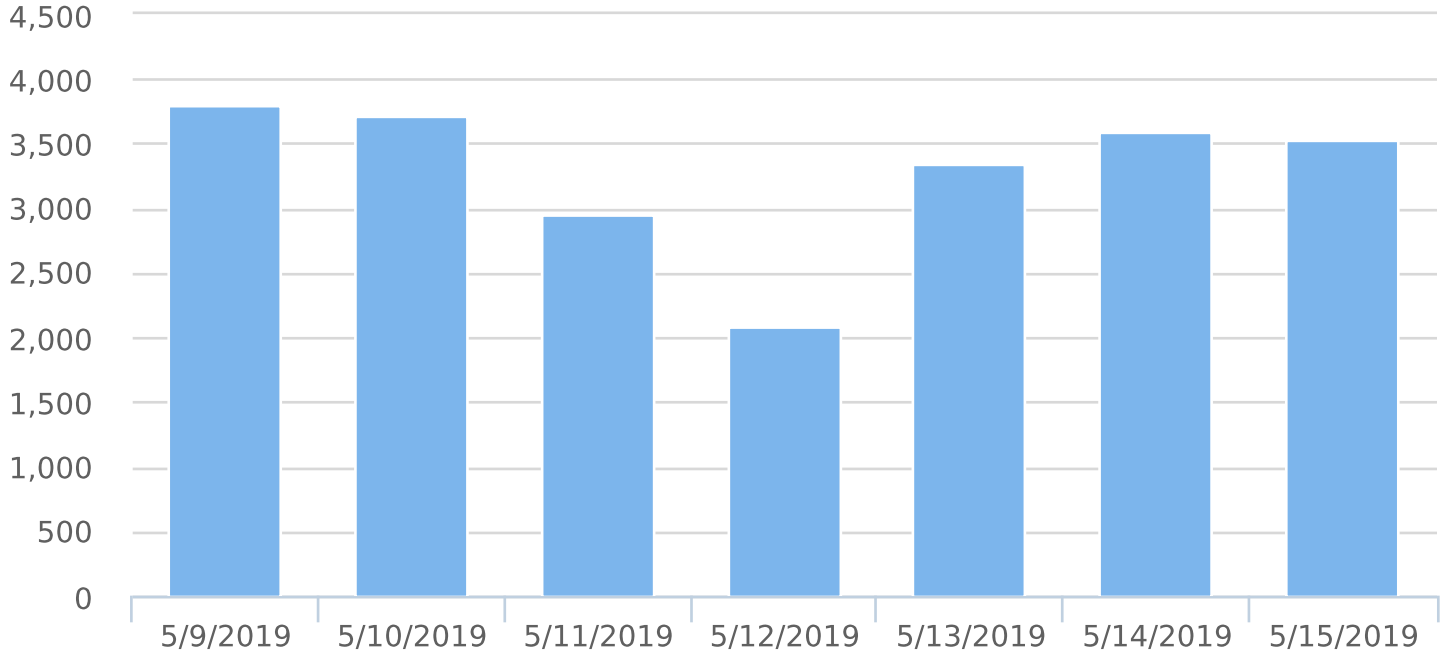
Speed Bins: Size 5, Range 1 to 100

Site: Womack Rd and Conover Dr, EB

Time of Day: 0:00 to 23:59

Dates: 5/9/2019 to 5/15/2019

Volume by Date





Volume By Time Report

Generated by Chris Irwin from City of Dunwoody on May 16, 2019 at 7:10:20 AM

Time View: By Week (Total Volumes)
Speed Bins: Size 5, Range 1 to 100
Site: Womack Rd and Conover Dr, EB

Time of Day: 0:00 to 23:59
Dates: 5/9/2019 to 5/15/2019

Week	00:00	01:00	02:00	03:00	04:00	05:00	06:00	07:00	08:00	09:00	10:00	11:00	12:00	13:00	14:00	15:00	16:00	17:00	18:00	19:00	20:00	21:00	22:00	23:00	Total
5/5/2019	50	15	13	4	11	39	155	523	404	490	480	600	676	811	790	869	959	950	784	602	460	393	234	150	10462
5/12/2019	52	19	14	12	11	52	244	680	514	549	549	653	803	852	906	1002	1263	1319	1094	765	523	347	241	90	12554
Total #	102	34	27	16	22	91	399	1203	918	1039	1029	1253	1479	1663	1696	1871	2222	2269	1878	1367	983	740	475	240	23016

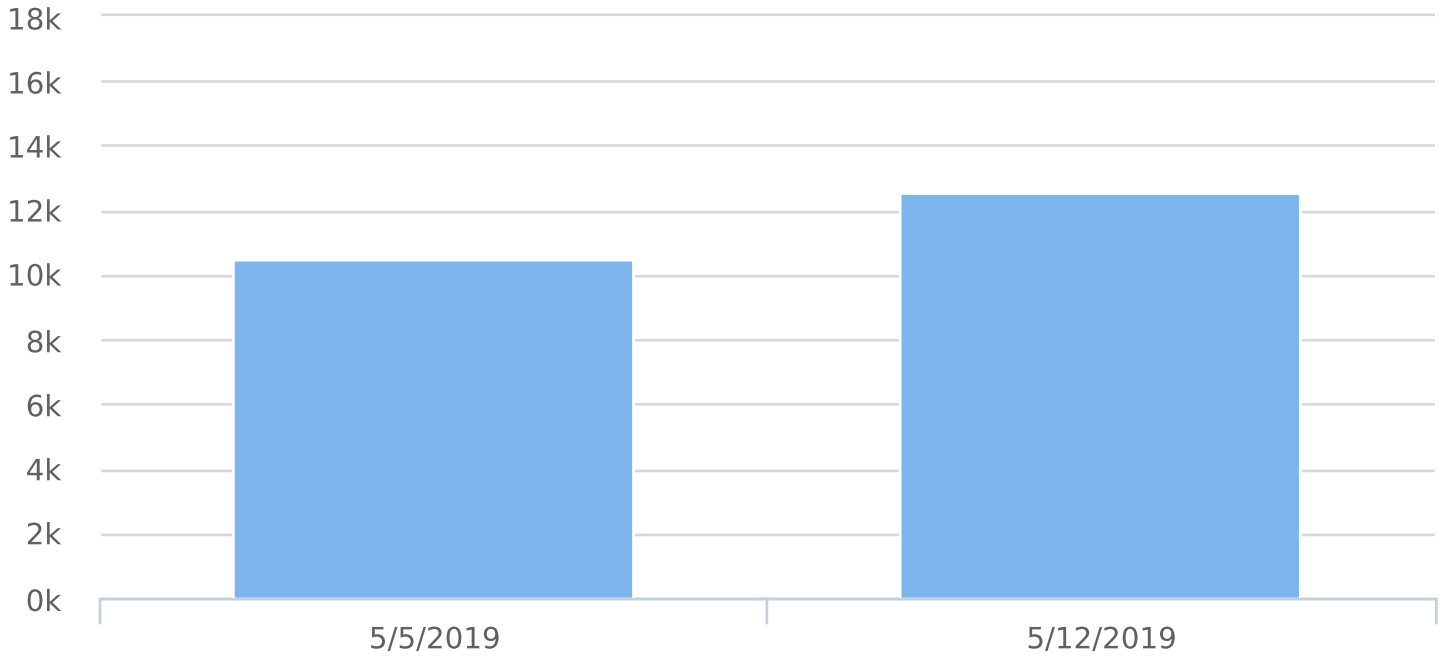
Generated by Chris Irwin from City of Dunwoody on May 16, 2019 at 7:10:20 AM



Time of Day: 0:00 to 23:59
Dates: 5/9/2019 to 5/15/2019

Time View: By Week (Total Volumes)
Speed Bins: Size 5, Range 1 to 100
Site: Womack Rd and Conover Dr, EB

Volume by Week





Generated by Chris Irwin from City of Dunwoody on May 16, 2019 at 7:12:37 AM

Time View: By Day of Week (Avg Volumes)

Speed Bins: Size 5, Range 1 to 100

Site: Womack Rd and Conover Dr, EB

Time of Day: 0:00 to 23:59

Dates: 5/9/2019 to 5/15/2019

Day of Week	00:00	01:00	02:00	03:00	04:00	05:00	06:00	07:00	08:00	09:00	10:00	11:00	12:00	13:00	14:00	15:00	16:00	17:00	18:00	19:00	20:00	21:00	22:00	23:00	Total
Sun	31	11	11	8	4	4	10	20	37	77	133	157	150	159	166	178	205	169	143	146	126	74	47	19	2085
Mon	6	1	1	0	2	16	65	214	177	168	134	136	200	216	230	260	357	382	302	195	127	67	65	29	3350
Tue	7	3	1	4	1	19	89	229	140	134	151	172	248	245	247	282	355	417	340	199	131	105	61	13	3593
Wed	8	4	1	0	4	13	80	217	160	170	131	188	205	232	263	282	346	351	309	225	139	101	68	29	3526
Thu	9	0	3	3	2	15	69	233	179	173	146	179	215	283	280	300	332	415	336	262	143	116	63	36	3792
Fri	12	2	2	1	7	16	71	237	136	173	158	196	223	283	253	303	376	342	261	205	178	151	83	47	3716
Sat	29	13	8	0	2	8	15	53	89	144	176	225	238	245	257	266	251	193	187	135	139	126	88	67	2954
Avg #	15	5	4	2	3	13	57	172	131	148	147	179	211	238	242	267	317	324	268	195	140	106	68	34	3288



Generated by Chris Irwin from City of Dunwoody on May 16, 2019 at 7:12:37 AM

Time View: By Day of Week (Avg Volumes)

Speed Bins: Size 5, Range 1 to 100

Site: Womack Rd and Conover Dr, EB

Time of Day: 0:00 to 23:59

Dates: 5/9/2019 to 5/15/2019

Volume by Day

