

Generated by Chris Irwin from City of Dunwoody on May 6, 2019 at 7:35:9 AM



Time of Day: 0:00 to 23:59
Dates: 4/29/2019 to 5/5/2019

Site: RidgeView Rd/Meadow Lane
SB, SB

Overall Summary

Total Days of Data: 7
Speed Limit: 25
Average Speed: 21.73
50th Percentile Speed: 22.64
85th Percentile Speed: 26.75
Pace Speed Range: 19.0-29.0

Minimum Speed: 5.0
Maximum Speed: 43.0
Display Status: Speed Display
Average Volume per Day: 1446.1
Total Volume: 10123.0

Generated by Chris Irwin from City of Dunwoody on May 6, 2019 at 7:41:40 AM



Time View: By Hour (Total Volumes)

Speed Bins: Size 5, Range 1 to 100

Site: RidgeView Rd/Meadow Lane SB, SB

Time of Day: 0:00 to 23:59

Dates: 4/29/2019 to 5/5/2019

Hour	Spd Lim	1 to 5	6 to 10	11 to 15	16 to 20	21 to 25	26 to 30	31 to 35	36 to 40	41 to 45	46 to 50	51 to 55	56 to 60	61 to 65	66 to 70	71 to 75	76 to 80	81 to 85	86 to 90	91 to 95	96 to 100	Avg Spd	Total #
0:00	25	2	5	1	11	19	11	0	0	0	0	0	0	0	0	0	0	0	0	0	0	21.3	49
1:00	25	0	1	1	5	15	10	1	0	0	0	0	0	0	0	0	0	0	0	0	0	24.3	33
2:00	25	1	1	0	6	13	5	0	0	0	0	0	0	0	0	0	0	0	0	0	0	22.1	26
3:00	25	0	3	4	1	6	8	0	0	0	0	0	0	0	0	0	0	0	0	0	0	22.1	22
4:00	25	0	1	1	0	7	4	1	0	0	0	0	0	0	0	0	0	0	0	0	0	22.6	14
5:00	25	0	8	5	17	32	14	11	0	0	0	0	0	0	0	0	0	0	0	0	0	22.3	87
6:00	25	7	48	48	82	130	63	13	2	0	0	0	0	0	0	0	0	0	0	0	0	20.1	393
7:00	25	5	50	35	95	277	227	32	6	0	0	0	0	0	0	0	0	0	0	0	0	22.7	727
8:00	25	12	93	63	135	354	265	45	5	0	0	0	0	0	0	0	0	0	0	0	0	21.9	972
9:00	25	14	67	47	104	312	282	54	6	0	0	0	0	0	0	0	0	0	0	0	0	22.4	886
10:00	25	10	42	30	72	229	180	26	4	1	0	0	0	0	0	0	0	0	0	0	0	22.6	594
11:00	25	7	37	17	44	164	152	25	3	0	0	0	0	0	0	0	0	0	0	0	0	22.9	449
12:00	25	6	33	37	79	211	155	29	1	0	0	0	0	0	0	0	0	0	0	0	0	22.3	551
13:00	25	18	50	46	97	244	159	38	2	0	0	0	0	0	0	0	0	0	0	0	0	21.7	654
14:00	25	25	64	60	108	181	127	23	1	0	0	0	0	0	0	0	0	0	0	0	0	20.1	589
15:00	25	7	57	27	62	192	118	20	1	0	0	0	0	0	0	0	0	0	0	0	0	21.6	484
16:00	25	10	41	32	70	159	145	20	2	0	0	0	0	0	0	0	0	0	0	0	0	21.7	479
17:00	25	11	55	50	93	244	161	20	1	0	0	0	0	0	0	0	0	0	0	0	0	21.3	635
18:00	25	9	68	33	135	291	135	22	1	1	0	0	0	0	0	0	0	0	0	0	0	21.0	695
19:00	25	17	71	33	103	285	113	15	1	0	0	0	0	0	0	0	0	0	0	0	0	20.7	638
20:00	25	11	68	45	113	230	71	8	1	0	0	0	0	0	0	0	0	0	0	0	0	19.9	547
21:00	25	2	33	22	54	161	54	4	0	0	0	0	0	0	0	0	0	0	0	0	0	21.0	330
22:00	25	3	15	13	33	60	30	4	0	0	0	0	0	0	0	0	0	0	0	0	0	20.9	158
23:00	25	2	10	4	17	50	25	1	2	0	0	0	0	0	0	0	0	0	0	0	0	22.0	111
Total #		179	921	654	1536	3866	2514	412	39	2	0	0	0	0	0	0	0	0	0	0	0	21.7	10123

Generated by Chris Irwin from City of Dunwoody on May 6, 2019 at 7:41:40 AM



Time View: By Hour (Total Volumes)

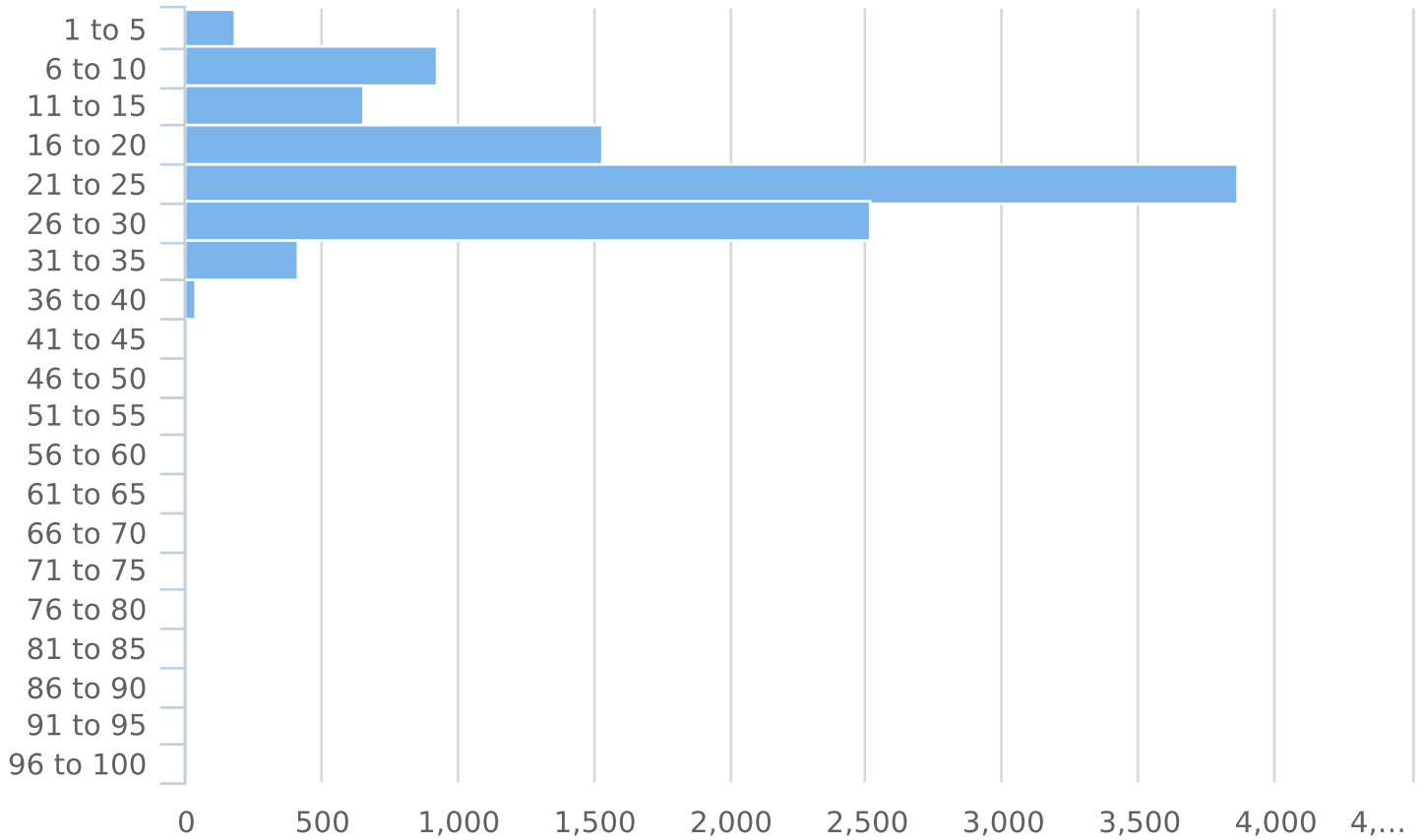
Speed Bins: Size 5, Range 1 to 100

Site: RidgeView Rd/Meadow Lane SB, SB

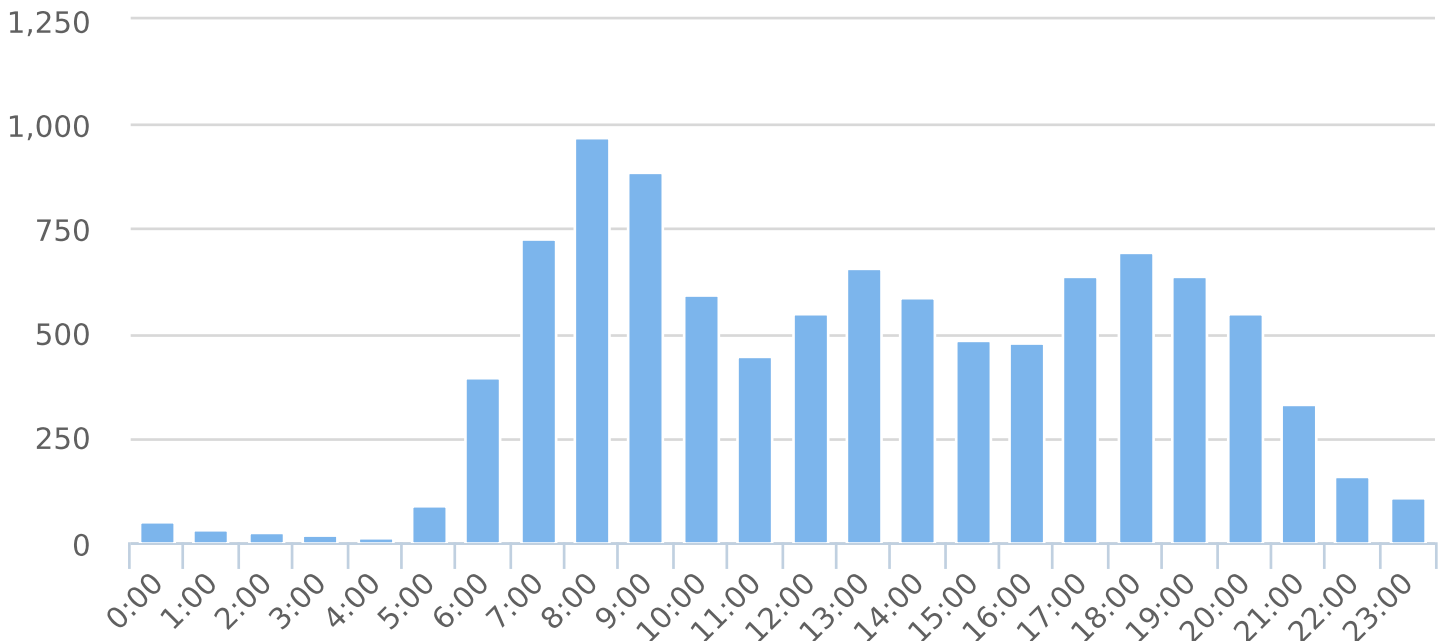
Time of Day: 0:00 to 23:59

Dates: 4/29/2019 to 5/5/2019

Total Vehicles by Speed Bin



Total Volume by Hour



Generated by Chris Irwin from City of Dunwoody on May 6, 2019 at 7:45:13 AM



Time View: By Date (Total Volumes)

Speed Bins: Size 5, Range 1 to 100

Site: RidgeView Rd/Meadow Lane SB, SB

Time of Day: 0:00 to 23:59

Dates: 4/29/2019 to 5/5/2019

Date	Spd Lim	1 to 5	6 to 10	11 to 15	16 to 20	21 to 25	26 to 30	31 to 35	36 to 40	41 to 45	46 to 50	51 to 55	56 to 60	61 to 65	66 to 70	71 to 75	76 to 80	81 to 85	86 to 90	91 to 95	96 to 100	Avg Spd	Total #
4/29/2019	25	19	119	101	225	541	399	77	6	1	0	0	0	0	0	0	0	0	0	0	0	22.3	1488
4/30/2019	25	24	143	112	236	509	357	63	5	1	0	0	0	0	0	0	0	0	0	0	0	21.5	1450
5/1/2019	25	30	151	97	251	574	381	53	10	0	0	0	0	0	0	0	0	0	0	0	0	21.6	1547
5/2/2019	25	23	128	101	232	566	367	59	4	0	0	0	0	0	0	0	0	0	0	0	0	21.7	1480
5/3/2019	25	40	149	100	237	586	348	56	3	0	0	0	0	0	0	0	0	0	0	0	0	21.1	1519
5/4/2019	25	29	130	81	191	570	346	57	7	0	0	0	0	0	0	0	0	0	0	0	0	22.0	1411
5/5/2019	25	14	101	62	164	520	316	47	4	0	0	0	0	0	0	0	0	0	0	0	0	21.8	1228
Total #		179	921	654	1536	3866	2514	412	39	2	0	0	0	0	0	0	0	0	0	0	0	21.7	10123

Generated by Chris Irwin from City of Dunwoody on May 6, 2019 at 7:45:13 AM



Time View: By Date (Total Volumes)

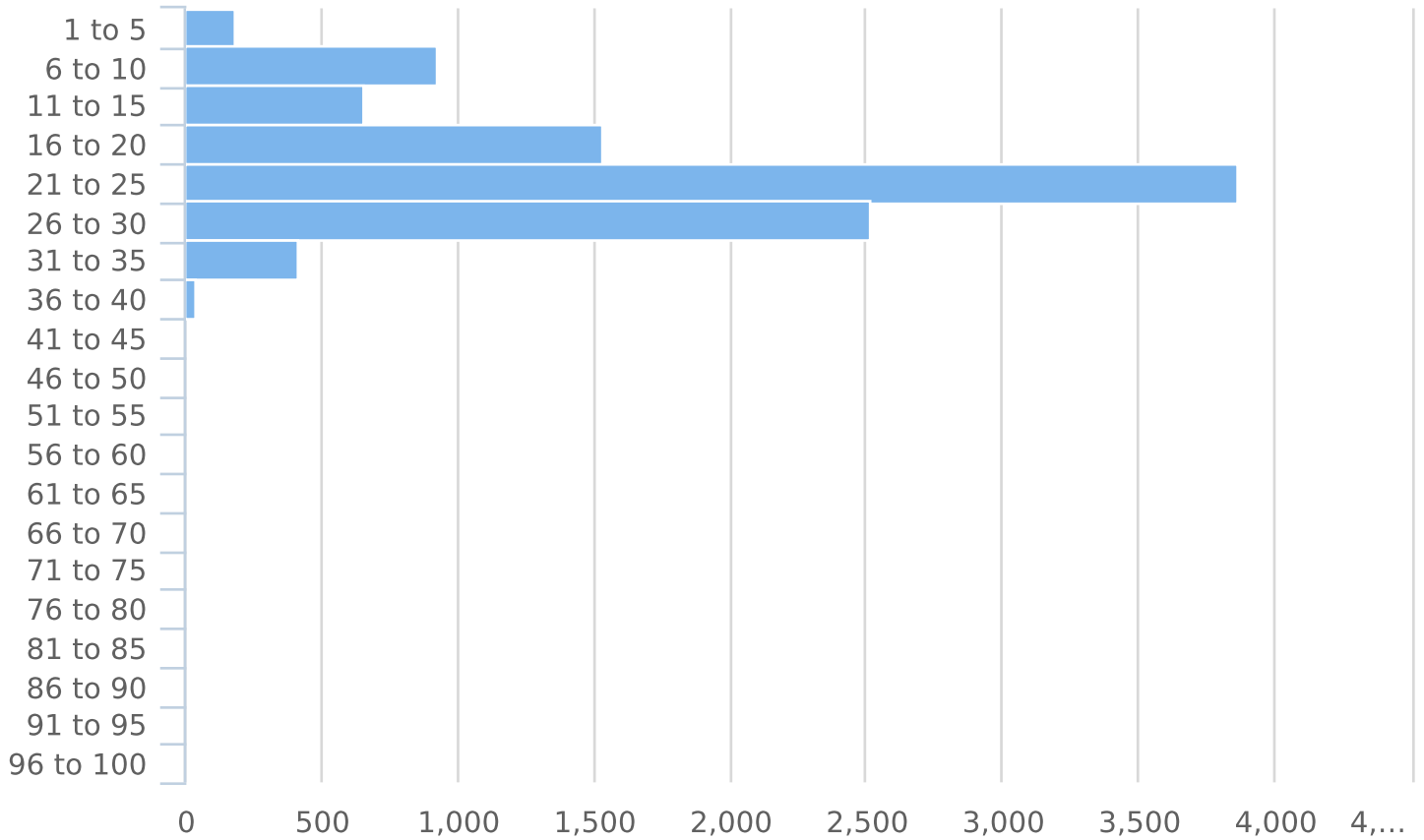
Speed Bins: Size 5, Range 1 to 100

Site: RidgeView Rd/Meadow Lane SB, SB

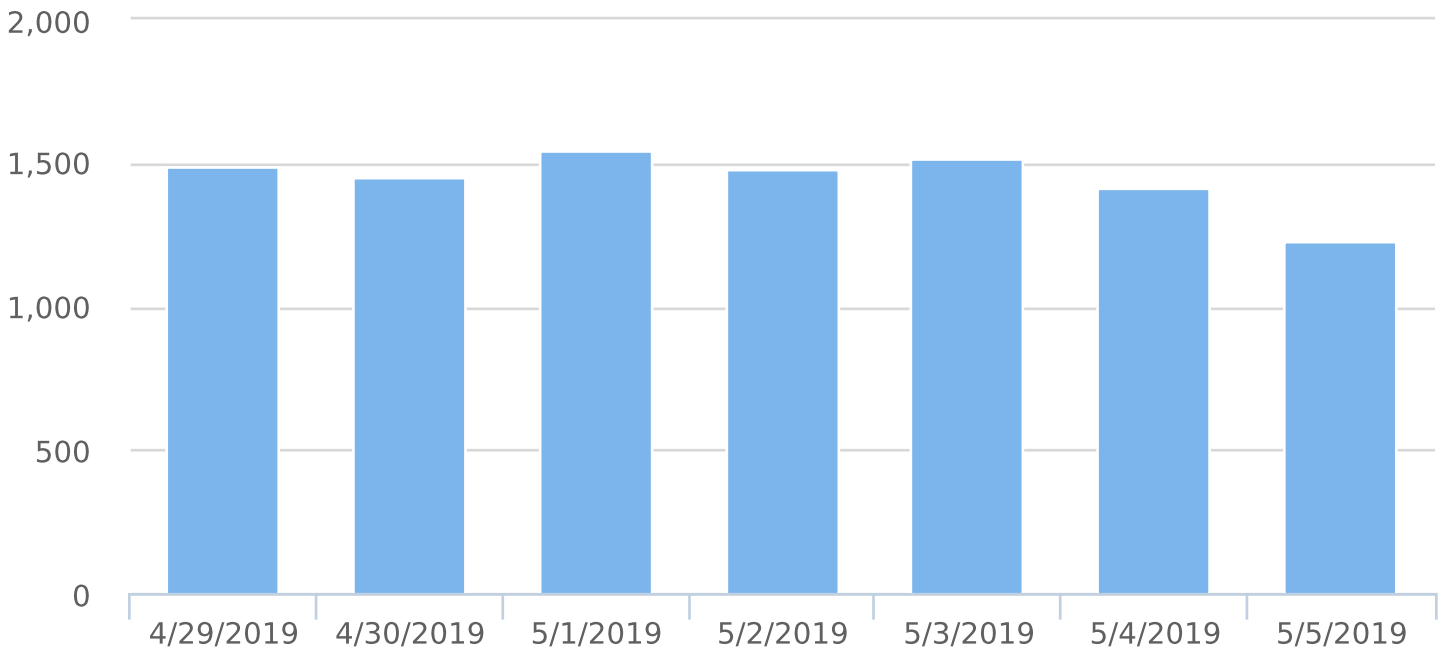
Time of Day: 0:00 to 23:59

Dates: 4/29/2019 to 5/5/2019

Total Vehicles by Speed Bin



Total Volume by Date



Generated by Chris Irwin from City of Dunwoody on May 6, 2019 at 7:39:34 AM



Time View: By Hour (Avg Volumes)

Speed Bins: Size 5, Range 1 to 100

Site: RidgeView Rd/Meadow Lane SB, SB

Time of Day: 0:00 to 23:59

Dates: 4/29/2019 to 5/5/2019

Hour	Spd Lim	1 to 5	6 to 10	11 to 15	16 to 20	21 to 25	26 to 30	31 to 35	36 to 40	41 to 45	46 to 50	51 to 55	56 to 60	61 to 65	66 to 70	71 to 75	76 to 80	81 to 85	86 to 90	91 to 95	96 to 100	Avg Spd	Avg #
0:00	25	0	1	0	2	3	2	0	0	0	0	0	0	0	0	0	0	0	0	0	0	21.3	7
1:00	25	0	0	0	1	2	1	0	0	0	0	0	0	0	0	0	0	0	0	0	0	24.3	5
2:00	25	0	0	0	1	2	1	0	0	0	0	0	0	0	0	0	0	0	0	0	0	22.1	4
3:00	25	0	0	1	0	1	1	0	0	0	0	0	0	0	0	0	0	0	0	0	0	22.1	3
4:00	25	0	0	0	0	1	1	0	0	0	0	0	0	0	0	0	0	0	0	0	0	22.6	3
5:00	25	0	1	1	2	5	2	2	0	0	0	0	0	0	0	0	0	0	0	0	0	22.3	12
6:00	25	1	7	7	12	19	9	2	0	0	0	0	0	0	0	0	0	0	0	0	0	20.1	56
7:00	25	1	7	5	14	40	32	5	1	0	0	0	0	0	0	0	0	0	0	0	0	22.7	104
8:00	25	2	13	9	19	51	38	6	1	0	0	0	0	0	0	0	0	0	0	0	0	21.9	139
9:00	25	2	10	7	15	45	40	8	1	0	0	0	0	0	0	0	0	0	0	0	0	22.4	127
10:00	25	1	6	4	10	33	26	4	1	0	0	0	0	0	0	0	0	0	0	0	0	22.6	85
11:00	25	1	5	2	6	23	22	4	0	0	0	0	0	0	0	0	0	0	0	0	0	22.9	64
12:00	25	1	5	5	11	30	22	4	0	0	0	0	0	0	0	0	0	0	0	0	0	22.3	79
13:00	25	3	7	7	14	35	23	5	0	0	0	0	0	0	0	0	0	0	0	0	0	21.7	93
14:00	25	4	9	9	15	26	18	3	0	0	0	0	0	0	0	0	0	0	0	0	0	20.1	84
15:00	25	1	8	4	9	27	17	3	0	0	0	0	0	0	0	0	0	0	0	0	0	21.6	69
16:00	25	1	6	5	10	23	21	3	0	0	0	0	0	0	0	0	0	0	0	0	0	21.7	68
17:00	25	2	8	7	13	35	23	3	0	0	0	0	0	0	0	0	0	0	0	0	0	21.3	91
18:00	25	1	10	5	19	42	19	3	0	0	0	0	0	0	0	0	0	0	0	0	0	21.0	99
19:00	25	2	10	5	15	41	16	2	0	0	0	0	0	0	0	0	0	0	0	0	0	20.7	91
20:00	25	2	10	6	16	33	10	1	0	0	0	0	0	0	0	0	0	0	0	0	0	19.9	78
21:00	25	0	5	3	8	23	8	1	0	0	0	0	0	0	0	0	0	0	0	0	0	21.0	47
22:00	25	0	2	2	5	9	4	1	0	0	0	0	0	0	0	0	0	0	0	0	0	20.9	23
23:00	25	0	1	1	2	7	4	0	0	0	0	0	0	0	0	0	0	0	0	0	0	22.0	16
Avg #		1	5	4	9	23	15	3	0	0	0	0	0	0	0	0	0	0	0	0	0	21.7	60

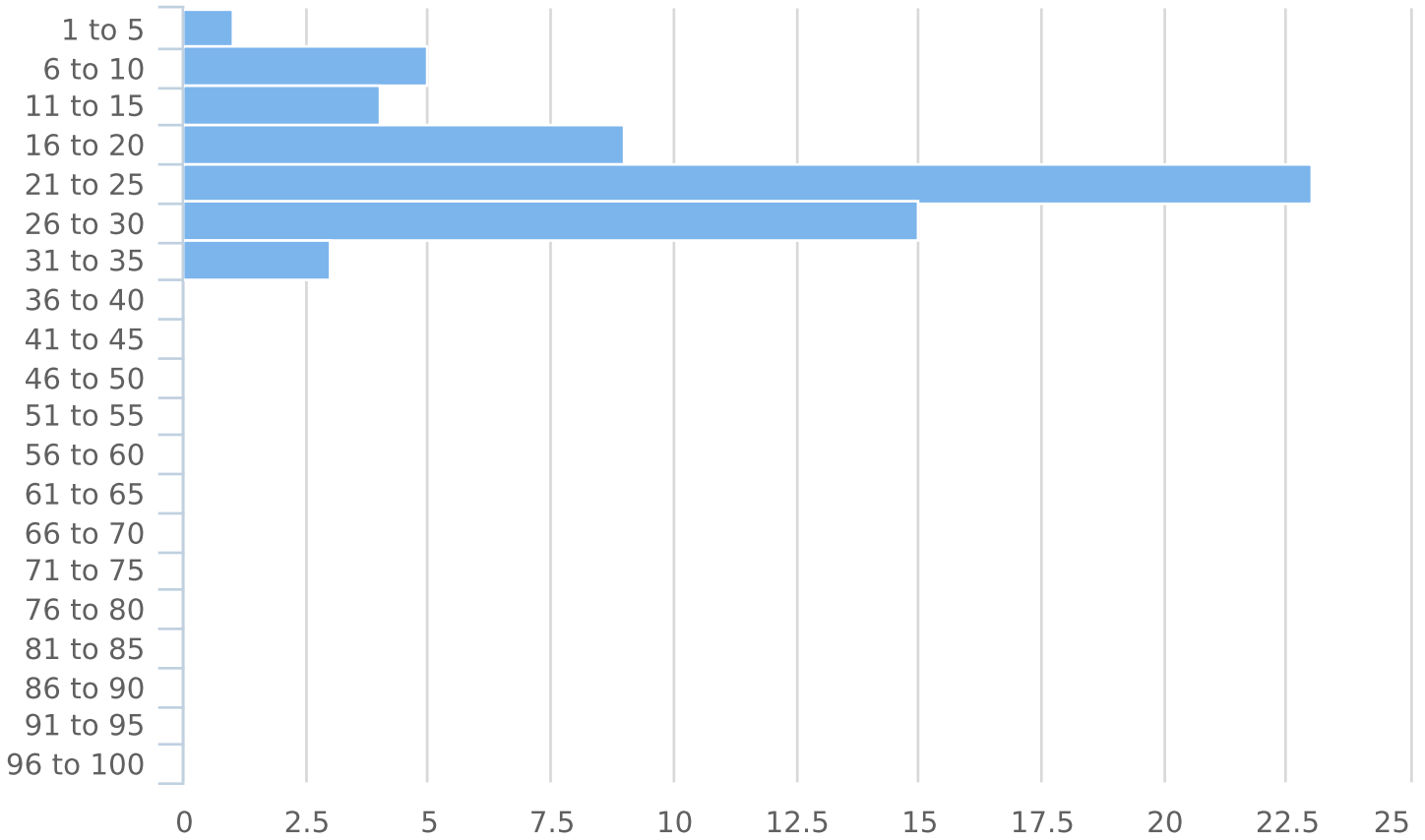
Generated by Chris Irwin from City of Dunwoody on May 6, 2019 at 7:39:34 AM



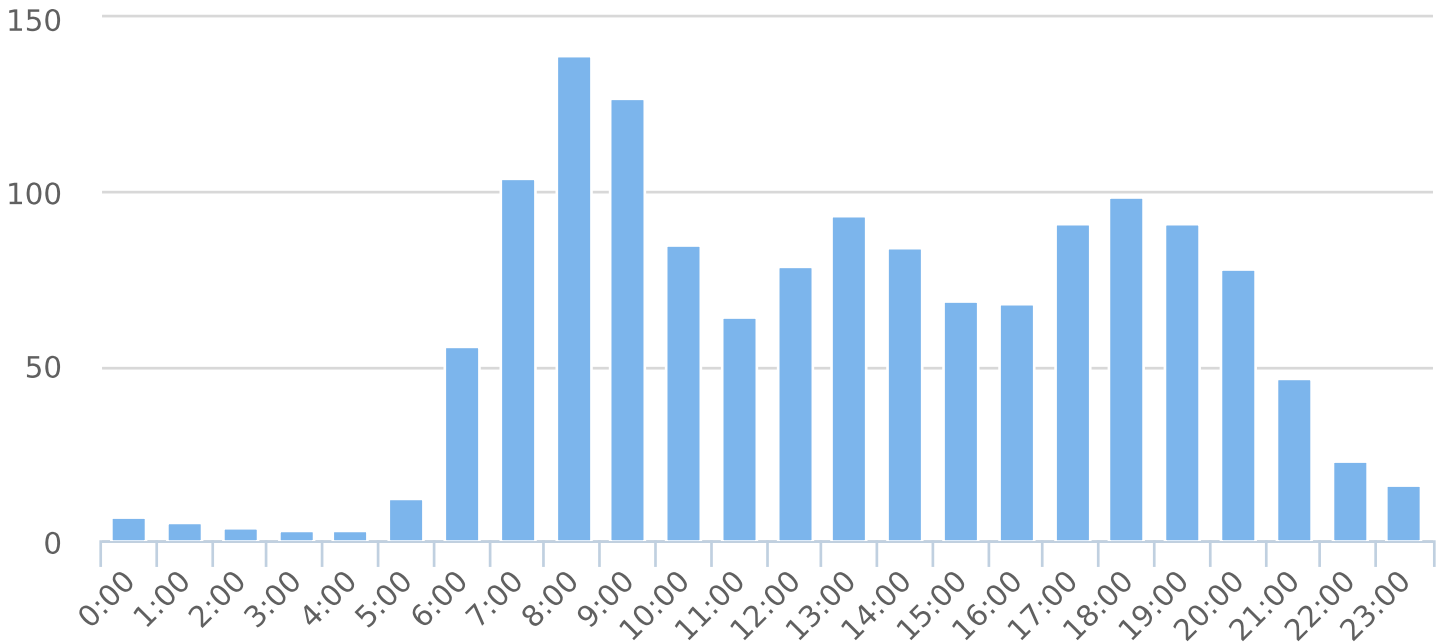
Time of Day: 0:00 to 23:59
 Dates: 4/29/2019 to 5/5/2019

Time View: By Hour (Avg Volumes)
 Speed Bins: Size 5, Range 1 to 100
 Site: RidgeView Rd/Meadow Lane SB, SB

Average Vehicles by Speed Bin



Average Volume by Hour



Generated by Chris Irwin from City of Dunwoody on May 6, 2019 at 7:46:33 AM



Time View: By Week (Total Volumes)
Speed Bins: Size 5, Range 1 to 100
Site: RidgeView Rd/Meadow Lane SB, SB

Time of Day: 0:00 to 23:59
Dates: 4/29/2019 to 5/5/2019

Week	Spd Lim	1 to 5	6 to 10	11 to 15	16 to 20	21 to 25	26 to 30	31 to 35	36 to 40	41 to 45	46 to 50	51 to 55	56 to 60	61 to 65	66 to 70	71 to 75	76 to 80	81 to 85	86 to 90	91 to 95	96 to 100	Avg Spd	Total #
4/28/2019	25	165	820	592	1372	3346	2198	365	35	2	0	0	0	0	0	0	0	0	0	0	0	21.7	8895
5/5/2019	25	14	101	62	164	520	316	47	4	0	0	0	0	0	0	0	0	0	0	0	0	21.8	1228
Total #		179	921	654	1536	3866	2514	412	39	2	0	0	0	0	0	0	0	0	0	0	0	21.8	10123

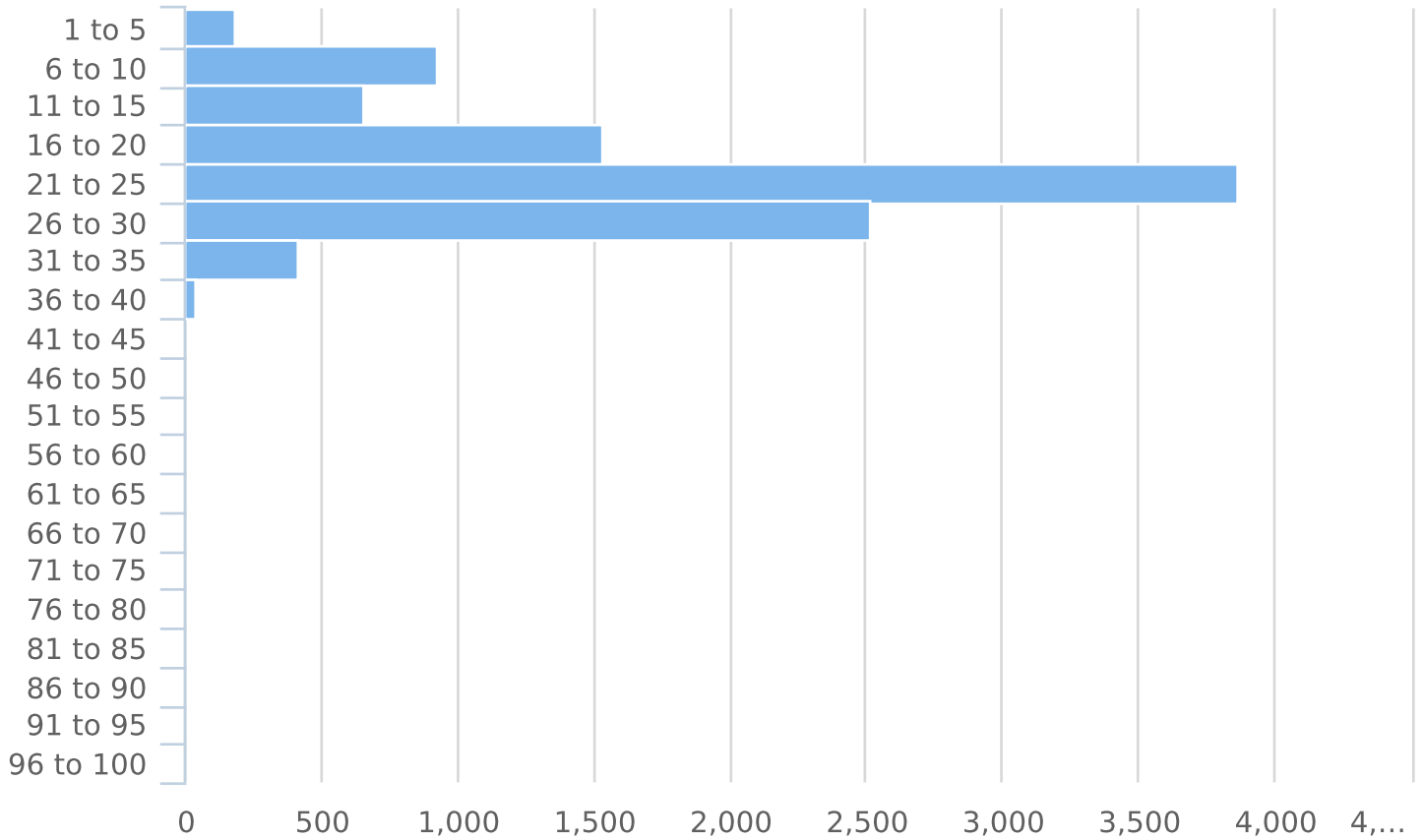
Generated by Chris Irwin from City of Dunwoody on May 6, 2019 at 7:46:33 AM



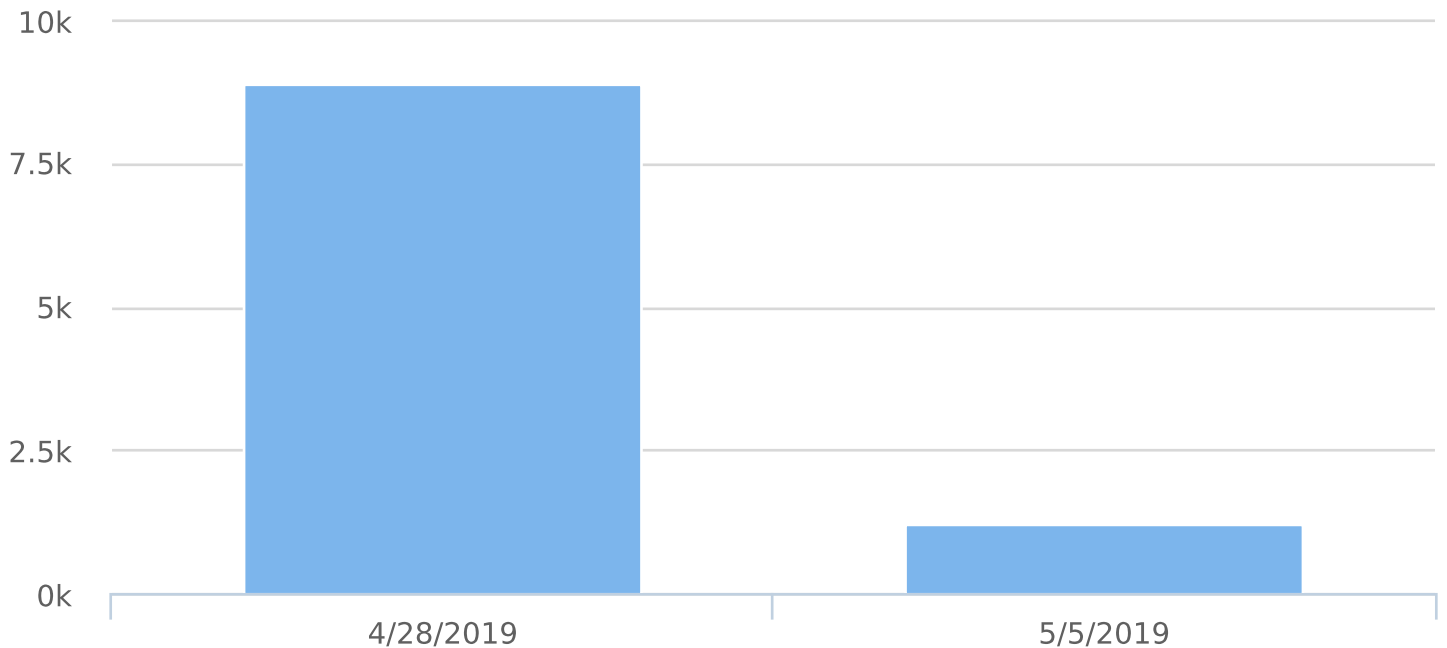
Time View: By Week (Total Volumes)
 Speed Bins: Size 5, Range 1 to 100
 Site: RidgeView Rd/Meadow Lane SB, SB

Time of Day: 0:00 to 23:59
 Dates: 4/29/2019 to 5/5/2019

Total Vehicles by Speed Bin



Total Volume by Week



Generated by Chris Irwin from City of Dunwoody on May 6, 2019 at 7:43:41 AM



Time View: By Day of Week (Avg Volumes)

Speed Bins: Size 5, Range 1 to 100

Site: RidgeView Rd/Meadow Lane SB, SB

Time of Day: 0:00 to 23:59

Dates: 4/29/2019 to 5/5/2019

Day of Week	Spd Lim	1 to 5	6 to 10	11 to 15	16 to 20	21 to 25	26 to 30	31 to 35	36 to 40	41 to 45	46 to 50	51 to 55	56 to 60	61 to 65	66 to 70	71 to 75	76 to 80	81 to 85	86 to 90	91 to 95	96 to 100	Avg Spd	Avg #
Sun	25	14	101	62	164	520	316	47	4	0	0	0	0	0	0	0	0	0	0	0	0	21.8	1228
Mon	25	19	119	101	225	541	399	77	6	1	0	0	0	0	0	0	0	0	0	0	0	22.3	1488
Tue	25	24	143	112	236	509	357	63	5	1	0	0	0	0	0	0	0	0	0	0	0	21.5	1450
Wed	25	30	151	97	251	574	381	53	10	0	0	0	0	0	0	0	0	0	0	0	0	21.6	1547
Thu	25	23	128	101	232	566	367	59	4	0	0	0	0	0	0	0	0	0	0	0	0	21.7	1480
Fri	25	40	149	100	237	586	348	56	3	0	0	0	0	0	0	0	0	0	0	0	0	21.1	1519
Sat	25	29	130	81	191	570	346	57	7	0	0	0	0	0	0	0	0	0	0	0	0	22.0	1411
Avg #		26	132	93	219	552	359	59	6	0	0	0	0	0	0	0	0	0	0	0	0	21.7	1446

Generated by Chris Irwin from City of Dunwoody on May 6, 2019 at 7:43:41 AM



Time View: By Day of Week (Avg Volumes)

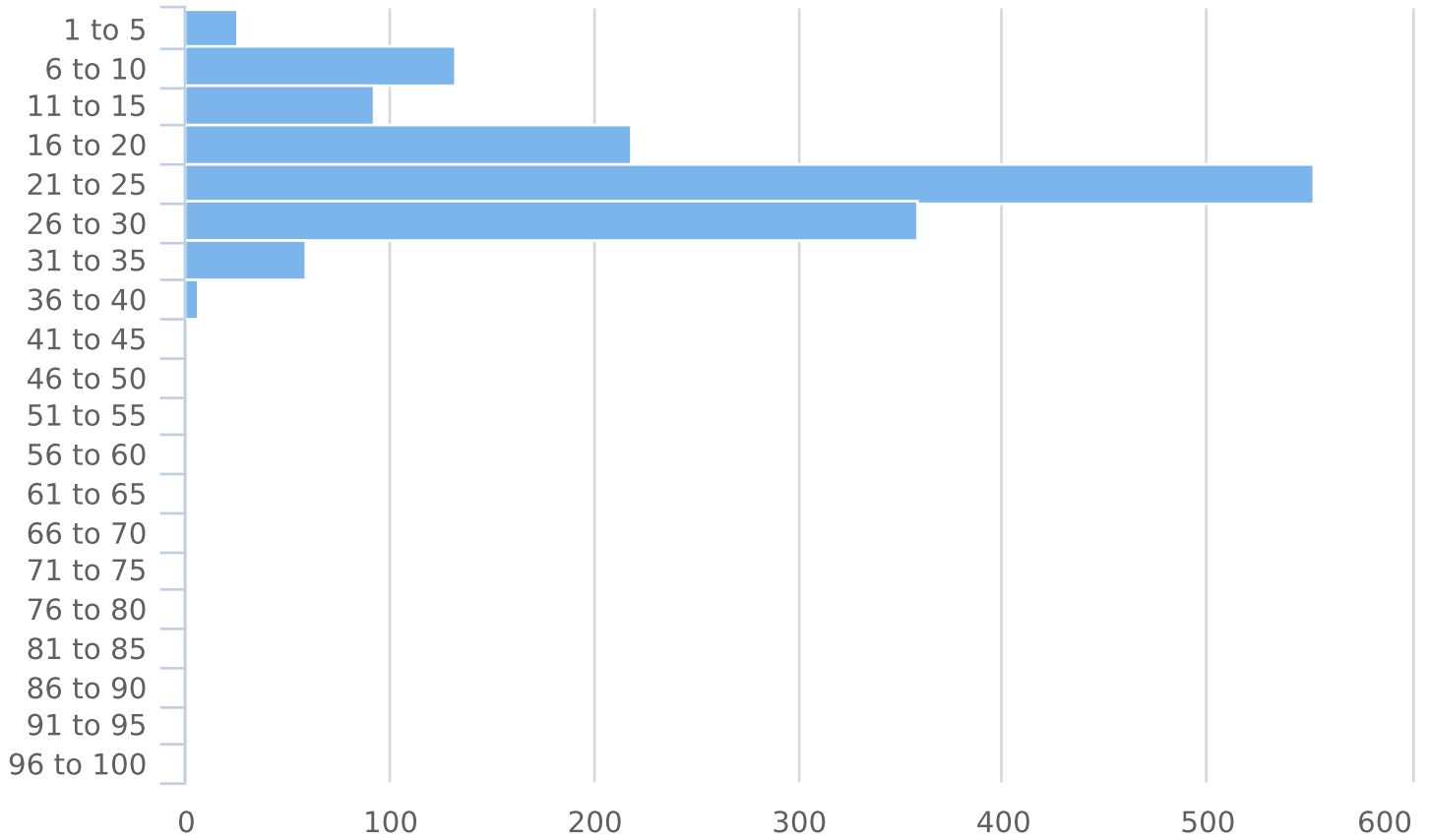
Speed Bins: Size 5, Range 1 to 100

Site: RidgeView Rd/Meadow Lane SB, SB

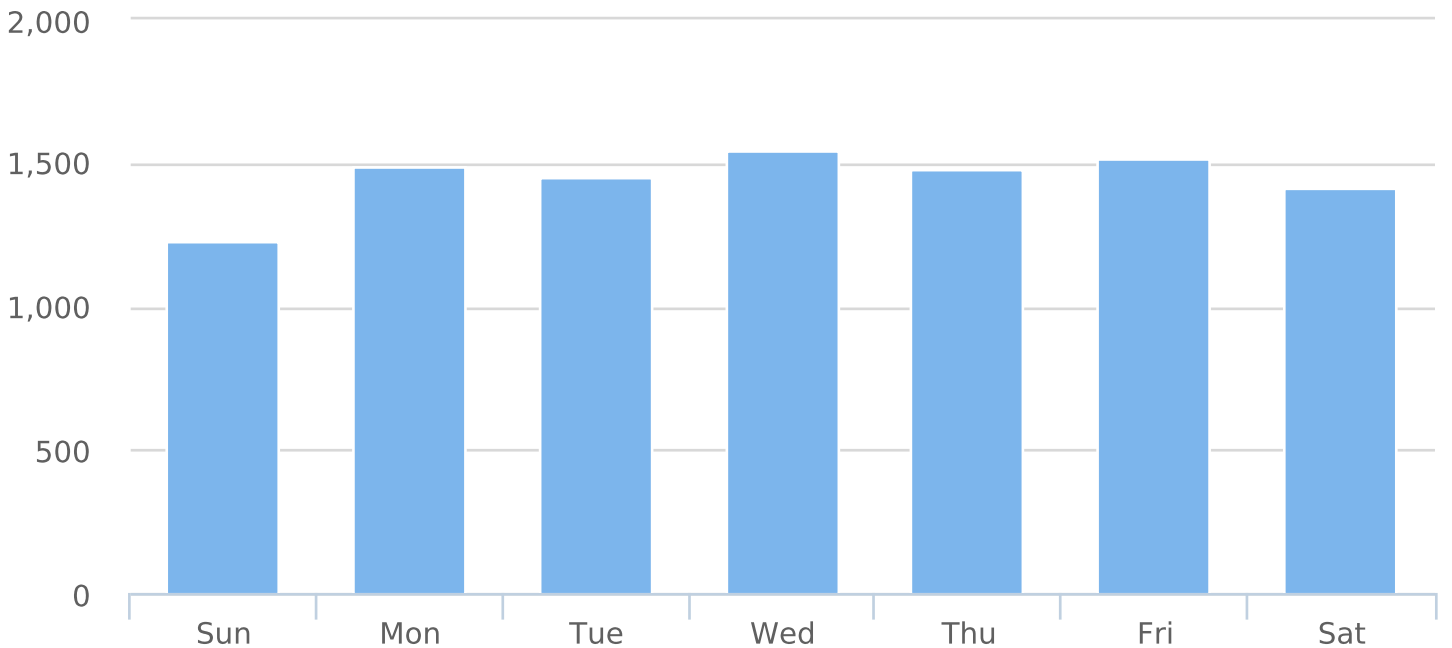
Time of Day: 0:00 to 23:59

Dates: 4/29/2019 to 5/5/2019

Average Vehicles by Speed Bin



Average Volume by Day of Week



Generated by Chris Irwin from City of Dunwoody on May 6, 2019 at 7:52:33 AM



Time View: By Date (Total Volumes)

Speed Bins: Size 5, Range 1 to 100

Site: RidgeView Rd/Meadow Lane SB, SB

Time of Day: 0:00 to 23:59

Dates: 4/29/2019 to 5/5/2019

Date	00:00	01:00	02:00	03:00	04:00	05:00	06:00	07:00	08:00	09:00	10:00	11:00	12:00	13:00	14:00	15:00	16:00	17:00	18:00	19:00	20:00	21:00	22:00	23:00	Total
4/29/2019	10	6	2	4	6	15	73	126	176	143	81	53	78	86	80	57	68	88	105	79	78	48	17	9	1488
4/30/2019	2	2	5	3	0	15	71	143	179	153	72	40	66	90	83	57	47	76	97	84	91	51	16	7	1450
5/1/2019	4	1	5	1	1	18	75	124	162	165	95	62	70	89	72	73	49	96	99	103	86	43	27	27	1547
5/2/2019	6	5	1	3	0	11	72	126	170	154	74	44	63	87	80	62	58	92	100	106	80	47	28	11	1480
5/3/2019	6	7	4	1	2	10	58	140	167	135	80	51	73	91	93	60	65	95	95	103	78	57	24	24	1519
5/4/2019	9	7	4	3	4	11	22	40	56	90	102	95	121	115	97	81	97	91	97	90	77	56	25	21	1411
5/5/2019	12	5	5	7	1	7	22	28	62	46	90	104	80	96	84	94	95	97	102	73	57	28	21	12	1228
Total #	49	33	26	22	14	87	393	727	972	886	594	449	551	654	589	484	479	635	695	638	547	330	158	111	10123

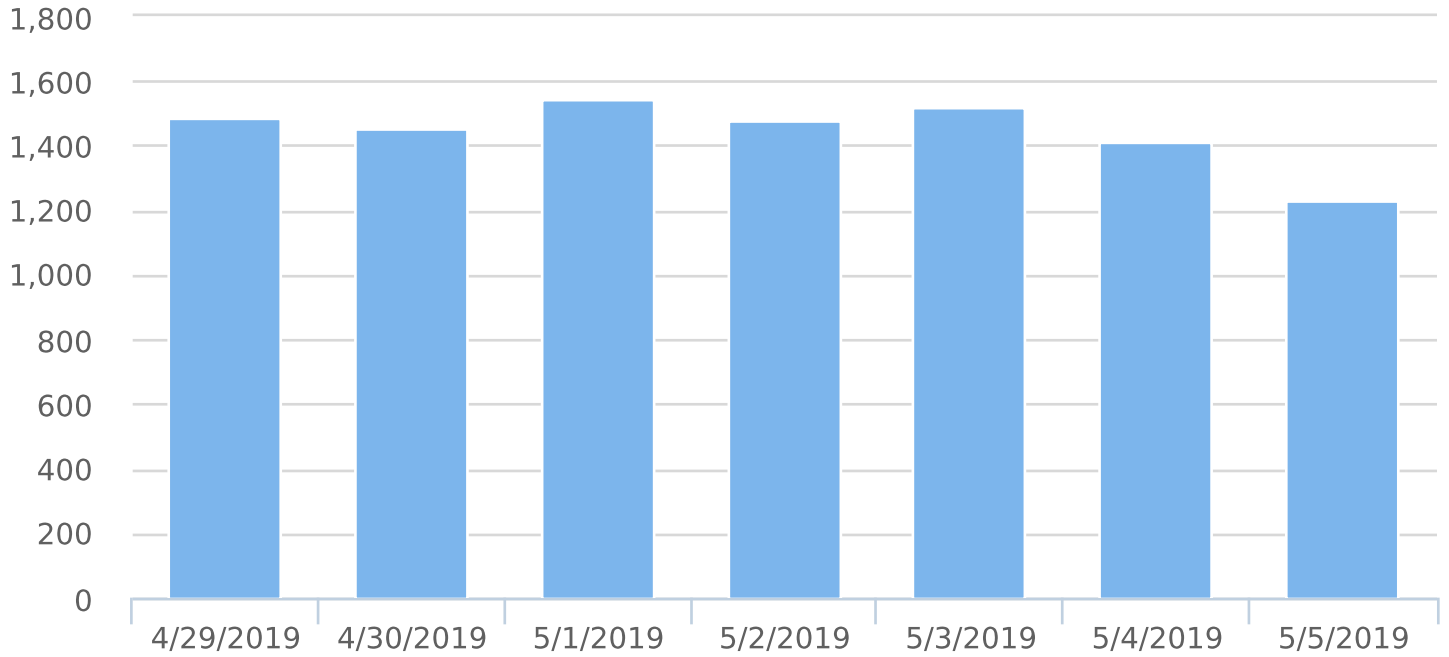
Generated by Chris Irwin from City of Dunwoody on May 6, 2019 at 7:52:33 AM



Time of Day: 0:00 to 23:59
Dates: 4/29/2019 to 5/5/2019

Time View: By Date (Total Volumes)
Speed Bins: Size 5, Range 1 to 100
Site: RidgeView Rd/Meadow Lane SB, SB

Volume by Date





Volume By Time Report

Generated by Chris Irwin from City of Dunwoody on May 6, 2019 at 7:47:56 AM

Time View: By Week (Total Volumes)

Speed Bins: Size 5, Range 1 to 100

Site: RidgeView Rd/Meadow Lane SB, SB

Time of Day: 0:00 to 23:59

Dates: 4/29/2019 to 5/5/2019

Week	00:00	01:00	02:00	03:00	04:00	05:00	06:00	07:00	08:00	09:00	10:00	11:00	12:00	13:00	14:00	15:00	16:00	17:00	18:00	19:00	20:00	21:00	22:00	23:00	Total
4/28/2019	37	28	21	15	13	80	371	699	910	840	504	345	471	558	505	390	384	538	593	565	490	302	137	99	8895
5/5/2019	12	5	5	7	1	7	22	28	62	46	90	104	80	96	84	94	95	97	102	73	57	28	21	12	1228
Total #	49	33	26	22	14	87	393	727	972	886	594	449	551	654	589	484	479	635	695	638	547	330	158	111	10123

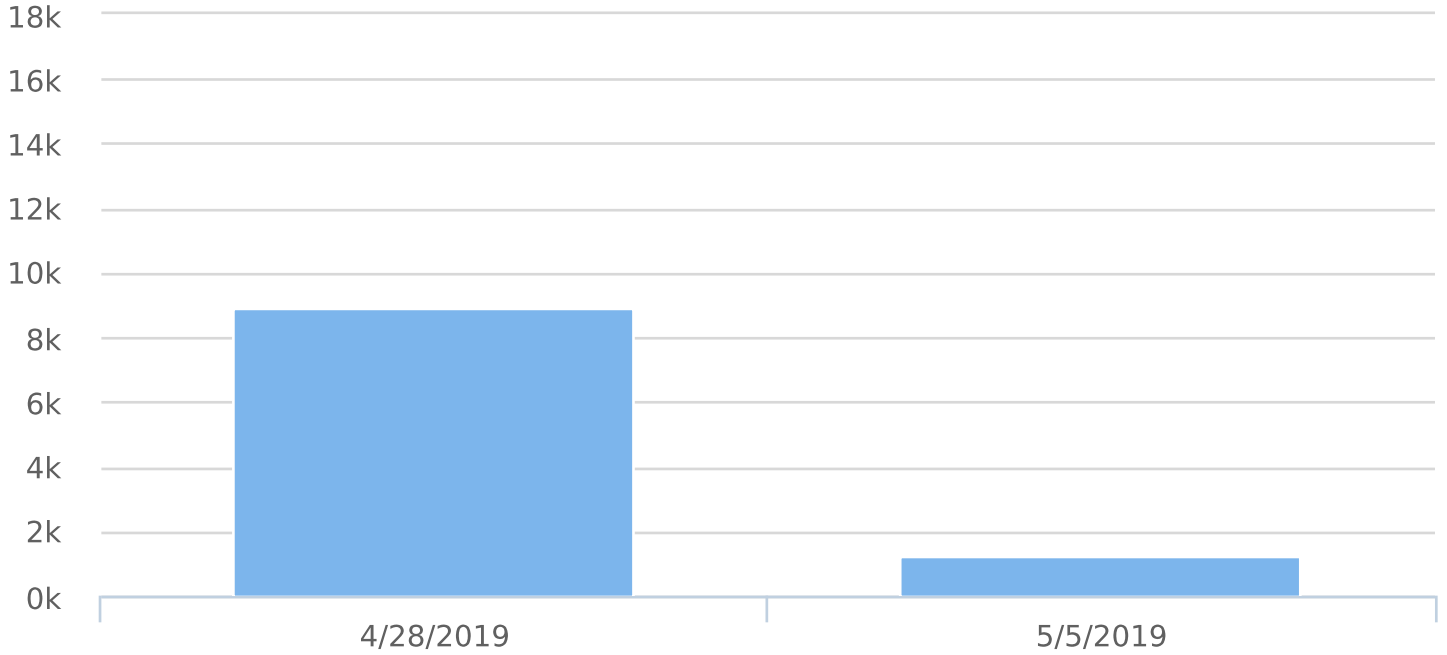
Generated by Chris Irwin from City of Dunwoody on May 6, 2019 at 7:47:56 AM



Time of Day: 0:00 to 23:59
Dates: 4/29/2019 to 5/5/2019

Time View: By Week (Total Volumes)
Speed Bins: Size 5, Range 1 to 100
Site: RidgeView Rd/Meadow Lane SB, SB

Volume by Week





Volume By Time Report

Generated by Chris Irwin from City of Dunwoody on May 6, 2019 at 7:51:1 AM

Time View: By Day of Week (Avg Volumes)

Speed Bins: Size 5, Range 1 to 100

Site: RidgeView Rd/Meadow Lane SB, SB

Time of Day: 0:00 to 23:59

Dates: 4/29/2019 to 5/5/2019

Day of Week	00:00	01:00	02:00	03:00	04:00	05:00	06:00	07:00	08:00	09:00	10:00	11:00	12:00	13:00	14:00	15:00	16:00	17:00	18:00	19:00	20:00	21:00	22:00	23:00	Total
Sun	12	5	5	7	1	7	22	28	62	46	90	104	80	96	84	94	95	97	102	73	57	28	21	12	1228
Mon	10	6	2	4	6	15	73	126	176	143	81	53	78	86	80	57	68	88	105	79	78	48	17	9	1488
Tue	2	2	5	3	0	15	71	143	179	153	72	40	66	90	83	57	47	76	97	84	91	51	16	7	1450
Wed	4	1	5	1	1	18	75	124	162	165	95	62	70	89	72	73	49	96	99	103	86	43	27	27	1547
Thu	6	5	1	3	0	11	72	126	170	154	74	44	63	87	80	62	58	92	100	106	80	47	28	11	1480
Fri	6	7	4	1	2	10	58	140	167	135	80	51	73	91	93	60	65	95	95	103	78	57	24	24	1519
Sat	9	7	4	3	4	11	22	40	56	90	102	95	121	115	97	81	97	91	97	90	77	56	25	21	1411
Avg #	7	5	4	3	2	12	56	104	139	127	85	64	79	93	84	69	68	91	99	91	78	47	23	16	1446



Generated by Chris Irwin from City of Dunwoody on May 6, 2019 at 7:51:1 AM

Time View: By Day of Week (Avg Volumes)

Speed Bins: Size 5, Range 1 to 100

Site: RidgeView Rd/Meadow Lane SB, SB

Time of Day: 0:00 to 23:59

Dates: 4/29/2019 to 5/5/2019

Volume by Day

