

MEMORANDUM

To: Mayor and City Council
From: Chris Pike, Finance Director
Date: June 26, 2015
Subject: **YTD Financial Report for May 31, 2015**

Following are the financial highlights for through May 31, 2015. A few unexpected numbers are showing up in the revenues this month; some positive and others negative. First the positive: overall revenues are above budget led by building permits with the State Farm project. Hotel taxes are also strong this year. On the negative side, occupation taxes (aka business licenses) are about \$99,000 off last year's pace, and it appears this line item will fall short of budget by the end of the year. Also, with the tax digest in hand, I do not anticipate receiving the 5% increase budgeted for this line item. The digest rose just slightly.

Expenses are as expected. The budget overage in Community Development is due entirely to the increased building permit revenues. In the summer, a budget amendment will be presented to capture this as well as other adjustments that are needed for the current year.

As Finance Director, I have reviewed this report. I am not aware of any material untrue statements or material omission; nor do I consider anything misleading. The financial statements and related information fairly present the financial condition and the results in all material respects. Management is responsible for internal controls and periodically evaluates these internal controls. No deficiencies in internal controls were discovered.

Michael G. Davis Mayor

Denis Shortal City Council Post 1

Jim Riticher City Council Post 2

Doug R. Thompson City Council Post 3


Terry Nall City Council Post 4

Lynn Deutsch City Council Post 5

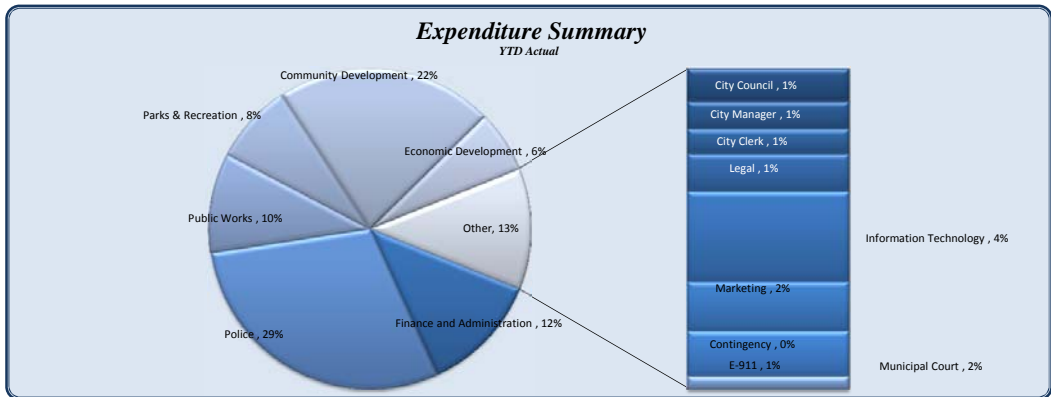
John Heneghan City Council Post 6

City of Dunwoody
YTD Statement of Revenues and
Expenses Through May 31, 2015

Revenues & Resources	Total Annual		YTD Actual	YTD Variance (\$ '000)	YTD Variance (% of YTD Budget)	Prior YTD Actual	Flux (Diff from Prior Year)
	Budget	YTD Budget					
Taxes	17,635,000	4,121,250	4,009,193	(112)	97%	4,329,139	(319,946)
Licenses & Permits	1,440,000	422,917	2,830,590	2,408	669%	599,783	2,230,806
Intergovernmental Revenues	-	-	-	-	-	3,000	(3,000)
Other Charges for Services	408,000	25,417	64,958	40	256%	55,283	9,675
Fines & Forfeitures	1,500,000	607,500	586,731	(21)	97%	626,042	(39,311)
Investment Income	20,000	8,333	2,186	(6)	26%	3,115	(928)
Contributions & Donations from Private Sources	5,000	250	3,270	3	1308%	4,520	(1,250)
Miscellaneous Revenue	213,000	88,750	104,924	16	118%	90,087	14,837
Other Financing Sources	1,150,000	450,000	450,000	-	100%	250,000	200,000
Use of Prior Year Reserves	1,070,099	1,070,099	1,220,099	150	114%	-	1,220,099
Total Revenues & Resources	23,441,099	6,794,516	9,271,951	2,477	136%	5,960,969	3,310,982



Expenditures	Total Annual		YTD Actual	Variance (\$ '000)	Variance (% of YTD Budget)	Prior YTD Actual	Flux (Diff from Prior Year)
	Budget	YTD Budget					
City Council	237,316	123,226	118,818	4	96%	128,502	9,684
City Manager	367,566	152,642	98,729	54	65%	144,610	45,881
City Clerk	240,778	111,679	90,298	21	81%	74,629	(15,669)
Legal	385,000	195,417	134,500	61	69%	168,079	33,579
Finance and Administration	2,939,336	1,268,388	1,142,983	25	90%	1,119,399	(23,585)
Information Technology	858,073	360,052	324,332	36	90%	324,135	(197)
Marketing	490,294	204,289	177,762	27	87%	197,813	20,050
Municipal Court	604,022	250,684	162,968	88	65%	165,073	2,106
Police	7,398,866	3,128,493	2,784,305	344	89%	2,503,737	(280,568)
E-911	73,300	30,542	46,276	(16)	152%	-	(46,276)
Public Works	3,281,439	1,175,837	956,855	19	81%	1,885,693	928,837
Parks & Recreation	1,612,167	789,503	766,837	23	97%	791,377	24,540
Community Development	2,657,144	1,108,423	2,062,478	(954)	186%	885,453	(1,177,025)
Economic Development	1,448,968	604,737	596,862	8	99%	1,119,587	522,725
Contingency	400,000	166,667	-	167	0%	-	-
Total Expenditures	22,994,269	9,670,575	9,464,005	207	98%	9,508,087	44,082



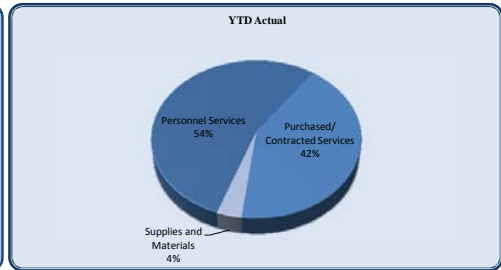
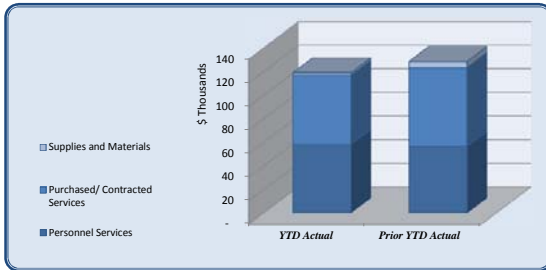
Total Revenues over/(under) Expenditures	446,830	(2,876,060)	(192,054)	2,684,006	(3,547,118)	3,355,064
---	----------------	--------------------	------------------	------------------	--------------------	------------------

City of Dunwoody
YTD Statement of Revenues and
Expenses Through May 31, 2015

Revenues	Total Annual	YTD Budget	YTD Actual	Variance	Prior YTD Actual (% of YTD Budget)	Prior YTD Actual	Flux (Diff from Prior Year)
	Budget			(\$ '000)			
Real Property Tax	5,700,000	-	-	-		54,626	(54,626)
Personal Property Tax	400,000	-	-	-		13,157	(13,157)
Motor Vehicle	560,000	233,333	248,683	15	107%	272,457	23,774
Intangibles (Reg & Recording)	60,000	25,000	62,167	37	249%	47,370	14,797
Franchise Fees	3,500,000	340,000	326,306	(14)	96%	482,039	(155,733)
Hotel/Motel Tax	1,380,000	575,000	657,949	83	114%	608,347	49,602
Alcoholic Beverage Excise Tax	650,000	270,833	248,862	(22)	92%	262,412	(13,549)
MVR Excise Tax	100,000	41,667	48,956	7	117%	44,988	3,968
Excise Tax on Energy	-	-	2,909	3		15,721	(12,812)
Business & Occupation Tax	2,750,000	2,515,000	2,308,877	(206)	92%	2,407,388	(98,510)
Insurance Premium Tax	2,400,000	-	-	-		-	-
Financial Institutions Tax	110,000	110,000	103,210	(7)	94%	113,441	(10,230)
Penalties & int on delinq tax	5,000	2,083	-	(2)	0%	2,720	(2,720)
Pen & Int on delinq taxes-Business	20,000	8,333	1,274	(7)	15%	4,475	(3,201)
Taxes	17,635,000	4,121,250	4,009,193	(112)	97%	4,329,139	(319,946)
Alcoholic Beverage Licenses	425,000	-	22,954	23		17,726	5,228
Other Licenses and Permits	-	-	4,085	4		740	3,345
Planning & Zoning Fees	15,000	6,250	11,505	5	184%	17,530	(6,025)
Bldg Structures & Equipment	1,000,000	416,667	2,735,512	2,319	657%	534,687	2,200,824
Soil Erosion	-	-	33,234	33		-	33,234
Plan Review-Fire	-	-	23,300	23		29,100	(5,800)
Licenses & Permits	1,440,000	422,917	2,830,590	2,408	669%	599,783	2,230,806
Local Government Grants	-	-	-	-		3,000	(3,000)
Intergovernmental Revenues	-	-	-	-		3,000	(3,000)
Sale of maps and publications	-	-	-	-		180	(180)
Special Police Services	10,000	4,165	5,730	2	138%	5,480	250
Fingerprinting Fee	5,000	2,085	2,968	1	142%	3,530	(562)
Public Safety-Other	36,000	15,000	42,140	27	281%	35,120	7,020
Special Assessments	20,000	-	-	-		38	(38)
Streetlight Fees	327,000	-	-	-		5,526	(5,526)
Recreation Program Fees	-	-	-	-		194	(194)
Pavilion Rentals	10,000	4,167	14,090	10	338%	5,125	8,965
NSF Fees	-	-	30	0		90	(60)
Other Charges for Services	408,000	25,417	64,958	40	256%	55,283	9,675
Municipal Court Fines & Forfeitures	1,500,000	607,500	586,731	(21)	97%	626,042	(39,311)
Fines & Forfeitures	1,500,000	607,500	586,731	(21)	97%	626,042	(39,311)
Interest Revenue	20,000	8,333	2,186	(6)	26%	3,115	(928)
Investment Income	20,000	8,333	2,186	(6)	26%	3,115	(928)
Explorer Donations	5,000	250	3,270	3	1308%	4,520	(1,250)
Contributions & Donations from Private Sources	5,000	250	3,270	3	1308%	4,520	(1,250)
Rents & Royalties	198,000	82,500	104,224	22	126%	77,380	(26,844)
Reimb for damaged property	-	-	-	-		11,915	(11,915)
Other Charges For Services	15,000	6,250	320	(6)	5%	42	278
Miscellaneous Revenue	-	-	380	0		750	(370)
Miscellaneous Revenue	213,000	88,750	104,924	16	118%	90,087	14,837
Proceeds from sale of property	1,150,000	450,000	450,000	-	100%	250,000	200,000
Other Financing Sources	1,150,000	450,000	450,000	-	100%	250,000	200,000
Use of Prior Year Reserves	1,070,099	1,070,099	1,220,099	150	114%	-	1,220,099
Total Revenues	23,441,099	6,794,516	9,271,951	2,477	136%	5,960,969	3,310,982

City of Dunwoody
YTD Statement of Revenues and
Expenses Through May 31, 2015

City Council	Total Annual	YTD Budget	YTD Actual	Variance (\$ '000)	(% of YTD Budget)	Prior YTD Actual	Flux (Diff from Prior Year)
	Budget						
Personnel Services	142,966	59,569	57,979	2	97%	56,486	(1,493)
Purchased/ Contracted Services	80,850	57,799	58,819	(1)	102%	66,963	8,144
Supplies and Materials	13,500	5,858	2,019	4	34%	5,053	3,033
Total City Council	237,316	123,226	118,818	4	96%	128,502	9,684



City Council	Total Annual	YTD Budget	YTD Actual	Variance (\$ '000)	(% of YTD Budget)	Prior YTD Actual	Flux (Diff from Prior Year)
	Budget						
Regular Salaries	88,000	36,667	36,667	0	100%	36,732	66
Group Insurance	48,234	20,098	18,495	2	92%	17,142	(1,353)
Social Security	5,456	2,273	2,109	0	93%	2,117	8
Medicare	1,276	532	493	0	93%	495	2
Workers' Compensation	-	-	216	(0)	-	-	(216)
Personnel Services	142,966	59,569	57,979	2	97%	56,486	(1,493)
Professional Services	4,000	1,667	-	2	0%	1,868	1,868
Technical Services	3,500	1,458	-	1	0%	-	-
Property/Liability Insurance	40,000	40,000	52,422	(12)	131%	58,928	6,506
Communications	6,500	2,708	532	2	20%	514	(17)
Printing & Binding	3,900	1,625	935	1	58%	-	(935)
Travel	11,000	4,583	740	4	16%	791	51
Dues & Fees	4,000	1,667	1,200	0	72%	1,558	358
Education & Training	7,950	4,090	2,990	1	73%	3,305	315
Purchased/ Contracted Services	80,850	57,799	58,819	(1)	102%	66,963	8,144
Supplies	4,000	1,667	396	1	24%	1,484	1,088
Food	4,800	2,233	1,623	1	73%	1,777	154
Books & Periodicals	700	292	-	0	0%	188	188
Small Equipment	4,000	1,667	-	2	0%	1,604	1,604
Supplies and Materials	13,500	5,858	2,019	4	34%	5,053	3,033
Total City Council	237,316	123,226	118,818	4	96%	128,502	9,684

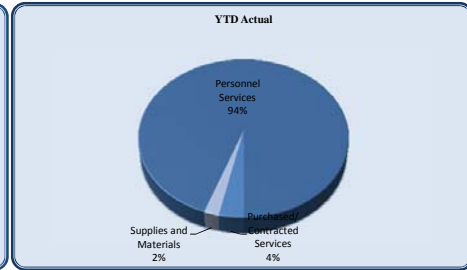
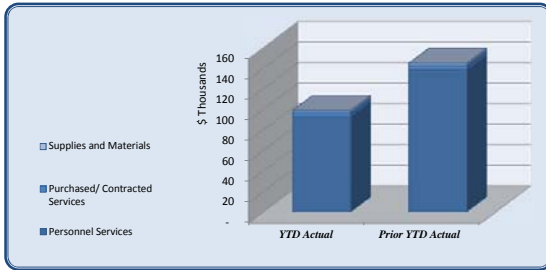
City of Dunwoody
YTD Statement of Revenues and
Expenses Through May 31, 2015

<i>City Council</i>	Davis	Shortal	Nall	Riticher	Deutsch	Thompson	Heneghan	Unallocated	Total
Regular Salaries	6,667	5,000	5,000	5,000	5,000	5,000	5,000		36,667
Group Insurance	2,995		7,692			7,808			18,495
Social Security	413	310	257	310	290	218	310		2,109
Medicare	97	73	60	73	68	51	73		493
Workers' Compensation	31	31	31	31	31	31	31		216
Personnel Services	10,202	5,413	13,040	5,413	5,389	13,108	5,413	-	57,979
Professional Services									-
Technical Services									-
Property/Liability Insurance								52,422	52,422
Communications	190						309	33	532
Printing & Binding	468	468							935
Travel	44							696	740
Dues & Fees	285		415					500	1,200
Education & Training		615	740	1,020	615				2,990
Purchased/ Contracted Services	987	1,083	1,155	1,020	615	-	309	53,651	58,819
Supplies	128	25	16	12	120	12	16	66	396
Food	307							1,316	1,623
Books & Periodicals									-
Small Equipment									-
Supplies and Materials	435	25	16	12	120	12	16	1,382	2,019
Total City Council	11,624	6,521	14,211	6,446	6,124	13,120	5,738	55,033	118,818

Section 2.07 of the Dunwoody Code of Ordinances states, "The mayor shall be provided an annual expense allowance of \$5,000.00 and each councilmember shall be provided an annual expense allowance of \$3,000.00 for the reimbursement of expenses actually and necessarily incurred by the mayor and councilmembers in carrying out their duties as elected officials of the city."

City of Dunwoody
YTD Statement of Revenues and
Expenses Through May 31, 2015

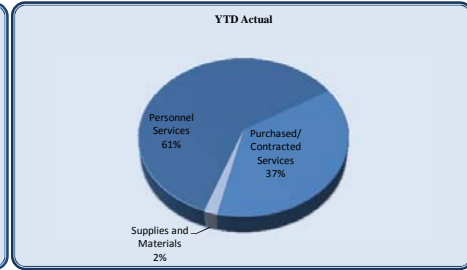
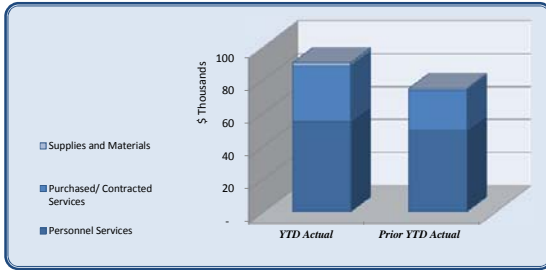
City Manager	Total Annual Budget	YTD Budget	YTD Actual	Variance (\$ '000)	(% of YTD Budget)	Prior YTD Actual	Flux (Diff from Prior Year)
	Personnel Services	344,886	142,541	93,152	49	65%	138,325
Purchased/ Contracted Services	18,710	7,796	3,507	4	45%	4,374	866
Supplies and Materials	3,970	2,306	2,070	0	90%	1,912	(158)
Total City Manager	367,566	152,642	98,729	54	65%	144,610	45,881



City Manager	Total Annual Budget	YTD Budget	YTD Actual	Variance (\$ '000)	(% of YTD Budget)	Prior YTD Actual	Flux (Diff from Prior Year)
	Regular Salaries	257,479	105,612	73,331	32	69%	113,622
Group Insurance	41,971	17,488	6,965	11	40%	9,945	2,980
Medicare	3,661	1,525	926	1	61%	1,405	480
Retirement	40,902	17,043	11,276	6	66%	13,095	1,819
Workers' Compensation	873	873	655	0	75%	258	(397)
Personnel Services	344,886	142,541	93,152	49	65%	138,325	45,173
Technical Services	-	-	450	(0)	-	-	(450)
Repairs & Maintenance	-	-	146	(0)	-	-	(146)
Communications	3,110	1,296	687	1	53%	1,148	461
Printing & Binding	625	260	768	(1)	295%	788	20
Travel	7,000	2,917	14	3	0%	589	575
Dues & Fees	2,875	1,198	600	1	50%	325	(275)
Education & Training	5,100	2,125	843	1	40%	1,524	681
Purchased/ Contracted Services	18,710	7,796	3,507	4	45%	4,374	866
Supplies	1,700	1,360	1,550	(0)	114%	875	(675)
Food	1,500	625	320	0	51%	477	158
Books & Periodicals	320	133	-	0	0%	245	245
Small Equipment	450	188	200	(0)	107%	314	114
Supplies and Materials	3,970	2,306	2,070	0	90%	1,912	(158)
Total City Manager	367,566	152,642	98,729	54	65%	144,610	45,881

City of Dunwoody
YTD Statement of Revenues and
Expenses Through May 31, 2015

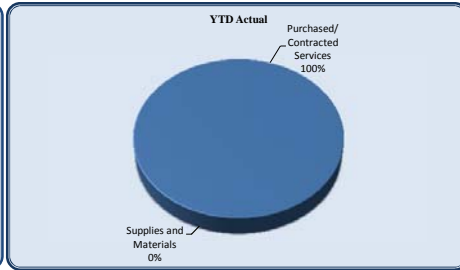
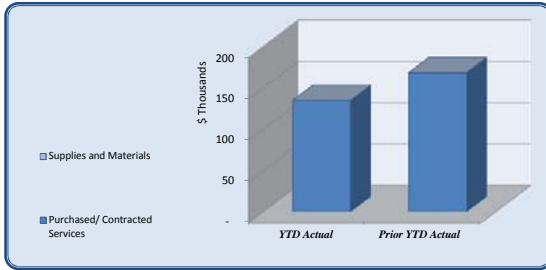
City Clerk	Total Annual Budget	YTD Budget	YTD Actual	Variance (\$ '000)	(% of YTD Budget)	Prior YTD Actual	Flux (Diff from Prior Year)
Personnel Services	124,638	51,211	54,833	(4)	107%	49,329	(5,504)
Purchased/ Contracted Services	96,640	52,343	33,782	19	65%	24,487	(9,295)
Supplies and Materials	19,500	8,125	1,684	6	21%	814	(870)
Transfers Out	-	-	-	-	-	-	-
Total City Clerk	240,778	111,679	90,298	21	81%	74,629	(15,669)



City Clerk	Total Annual Budget	YTD Budget	YTD Actual	Variance (\$ '000)	(% of YTD Budget)	Prior YTD Actual	Flux (Diff from Prior Year)
Salaries	92,791	37,851	41,695	(4)	110%	37,329	(4,366)
Group Insurance	15,313	6,380	5,920	0	93%	5,621	(299)
Medicare	1,346	561	569	(0)	102%	507	(62)
Retirement	15,033	6,264	6,421	(0)	103%	5,693	(728)
Workers' Compensation	155	155	228	(0)	147%	179	(49)
Personnel Services	124,638	51,211	54,833	(4)	107%	49,329	(5,504)
Professional Services	60,000	25,000	11,258	14	45%	550	(10,708)
Technical Services	800	333	-	0	0%	400	400
Repairs and Maintenance	23,800	21,805	19,801	2	91%	20,556	755
Communications	2,040	850	530	0	62%	521	(9)
Advertising	2,000	833	457	0	55%	-	(457)
Printing & Binding	500	208	30	0	14%	-	(30)
Travel	3,750	1,750	425	1	24%	1,726	1,301
Dues & Fees	267	111	75	0	67%	134	59
Education & Training	3,483	1,451	1,205	0	83%	600	(605)
Purchased/ Contracted Services	96,640	52,343	33,782	19	65%	24,487	(9,295)
Supplies	1,700	708	177	1	25%	814	637
Food	400	167	65	0	39%	-	(65)
Books & Periodicals	400	167	-	0	0%	-	-
Small Equipment	17,000	7,083	1,442	6	20%	-	(1,442)
Supplies and Materials	19,500	8,125	1,684	6	21%	814	(870)
Total City Clerk	240,778	111,679	90,298	21	81%	74,629	(15,669)

City of Dunwoody
YTD Statement of Revenues and
Expenses Through May 31, 2015

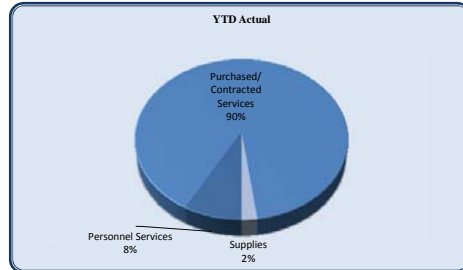
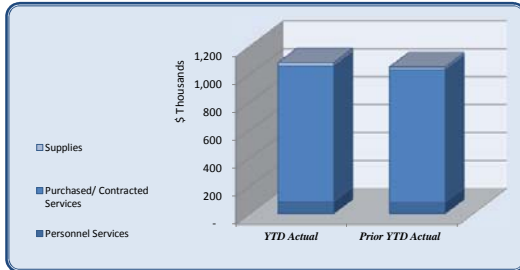
<i>Legal</i>	Total Annual Budget	YTD Budget	YTD Actual	Variance (\$ '000)	(% of YTD Budget)	Prior YTD Actual	Flux (Diff from Prior Year)
Purchased/ Contracted Services	385,000	195,417	134,500	61	69%	167,762	33,262
Supplies and Materials	-	-	-	-	-	317	317
Total Legal	385,000	195,417	134,500	61	69%	168,079	33,579



<i>Legal</i>	Total Annual Budget	YTD Budget	YTD Actual	Variance (\$ '000)	(% of YTD Budget)	Prior YTD Actual	Flux (Diff from Prior Year)
Professional Services	385,000	195,417	134,438	61	69%	167,747	33,309
Communications	-	-	52	(0)	-	2	(50)
Travel	-	-	10	(0)	-	13	3
Purchased/ Contracted Services	385,000	195,417	134,500	61	69%	167,762	33,262
Food	-	-	-	-	-	17	17
Supplies and Materials	-	-	-	-	-	317	317
Total Legal	385,000	195,417	134,500	61	69%	168,079	33,579

City of Dunwoody
YTD Statement of Revenues and
Expenses Through May 31, 2015

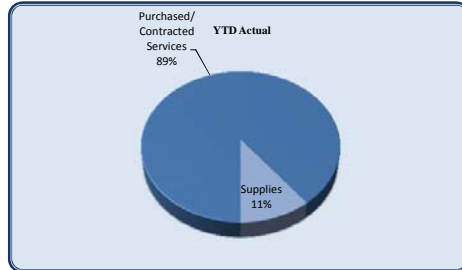
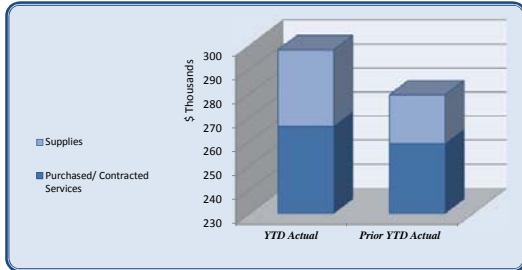
<i>Finance and Administration</i>							
	Total Annual Budget	YTD Budget	YTD Actual	Variance (\$ '000)	(% of YTD Budget)	Prior YTD Actual	Flux (Diff from Prior Year)
Personnel Services	235,721	97,258	87,828	9	90%	81,952	(5,876)
Purchased/ Contracted Services	2,374,425	1,071,356	969,230	102	90%	947,245	(21,985)
Supplies	79,190	37,274	23,426	14	63%	19,826	(3,600)
Transfers Out	250,000	62,500	62,500	-	100%	70,375	7,875
Total Finance and Administration	2,939,336	1,268,388	1,142,983	125	90%	1,119,399	(23,585)



<i>Finance and Administration</i>							
	Total Annual Budget	YTD Budget	YTD Actual	Variance (\$ '000)	(% of YTD Budget)	Prior YTD Actual	Flux (Diff from Prior Year)
Regular Salaries	140,634	57,548	57,661	(0)	100%	55,444	(2,218)
Group Insurance	22,609	9,420	8,563	1	91%	8,134	(429)
Medicare	2,040	850	750	0	88%	721	(29)
Retirement	22,783	9,493	9,398	0	99%	8,231	(1,168)
Workers' Compensation	155	155	345	(0)	223%	179	(166)
Other Employee Benefits	47,500	19,792	11,110	9	56%	9,244	(1,865)
Personnel Services	235,721	97,258	87,828	9	90%	81,952	(5,876)
Official/Admin Services	1,349,997	562,499	561,833	1	100%	520,832	(41,001)
Professional Services	148,916	62,048	39,919	22	64%	40,412	493
Technical Services	40,900	32,208	28,783	3	89%	33,548	4,765
Repairs & Maintenance	97,313	40,547	31,048	9	77%	38,911	7,862
Rentals	523,419	218,091	174,627	43	80%	175,823	1,195
Insurance	55,000	55,000	57,396	(2)	104%	51,966	(5,430)
Communications	9,160	3,817	4,374	(1)	115%	4,177	(197)
Advertising	3,900	1,625	-	2	0%	-	-
Printing & Binding	8,400	3,500	1,029	2	29%	2,179	1,150
Travel	3,500	1,458	2,185	(1)	150%	2,229	44
Dues & Fees	63,920	61,396	47,999	13	78%	60,835	12,836
Education & Training	41,200	17,167	7,442	10	43%	4,175	(3,267)
Other Charges	28,800	12,000	12,595	(1)	105%	12,160	(436)
Purchased/ Contracted Services	2,374,425	1,071,356	969,230	102	90%	947,245	(21,985)
Supplies	17,500	7,292	3,816	3	52%	5,484	1,668
Electricity	24,000	13,111	13,050	0	100%	10,408	(2,643)
Diesel	10,000	4,167	-	4	0%	-	-
Food	22,290	9,288	3,296	6	35%	1,860	(1,436)
Books & Periodicals	1,500	625	-	1	0%	-	-
Small Equipment	3,900	2,792	3,263	(0)	117%	2,075	-
Supplies	79,190	37,274	23,426	14	63%	19,826	(3,600)
Transfers to Capital	250,000	62,500	62,500	-	100%	-	7,875
Transfers Out	250,000	62,500	62,500	-	100%	70,375	7,875
Total Finance and Administration	2,939,336	1,268,388	1,142,983	125	90%	1,119,399	(23,585)

City of Dunwoody
YTD Statement of Revenues and
Expenses Through May 31, 2015

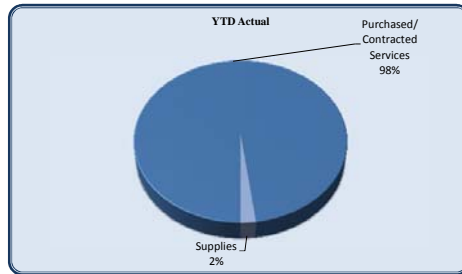
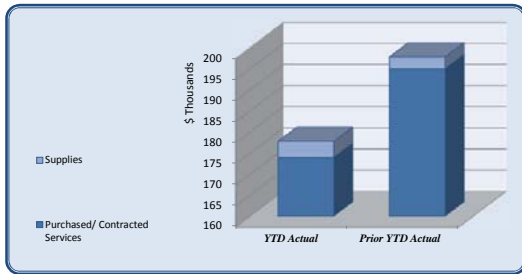
Information Technology	Total Annual Budget	YTD Budget	YTD Actual	Variance (\$ '000)	(% of YTD Budget)	Prior YTD Actual	Flux (Diff from Prior Year)
Purchased/ Contracted Services	696,988	300,717	266,321	34	89%	259,059	(7,262)
Supplies	55,465	32,930	31,606	1	96%	20,232	(11,374)
Transfers Out	105,620	26,405	26,405	-	100%	44,844	18,439
Total Information Technology	858,073	360,052	324,332	36	90%	324,135	(197)



Information Technology	Total Annual Budget	YTD Budget	YTD Actual	Variance (\$ '000)	(% of YTD Budget)	Prior YTD Actual	Flux (Diff from Prior Year)
Official/Admin Svcs	458,082	190,868	168,840	22	88%	129,026	(39,815)
Professional Services	-	-	-	-	-	40	40
Technical Services	11,000	6,139	10,189	(4)	166%	7,178	(3,011)
Repairs & Maintenance	165,847	69,103	50,265	19	73%	105,001	54,736
Communications	58,559	33,150	35,527	(2)	107%	17,815	(17,712)
Printing & Binding	500	208	-	0	0%	-	-
Education & Training	3,000	1,250	1,500	(0)	120%	-	(1,500)
Purchased/ Contracted Services	696,988	300,717	266,321	34	89%	259,059	(7,262)
Supplies	650	271	167	0	62%	478	311
Small Equipment	54,815	32,659	31,439	1	96%	19,755	-
Supplies	55,465	32,930	31,606	1	96%	20,232	(11,374)
Transfers to Capital	105,620	26,405	26,405	-	100%	44,844	18,439
Transfers Out	105,620	26,405	26,405	-	100%	44,844	18,439
Total Information Technology	858,073	360,052	324,332	36	90%	324,135	(197)

City of Dunwoody
YTD Statement of Revenues and
Expenses Through May 31, 2015

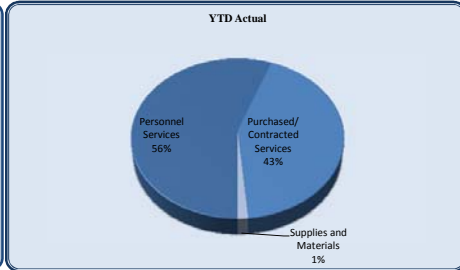
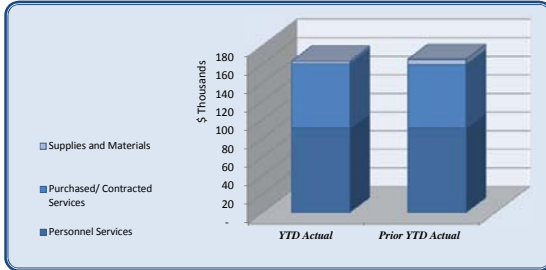
Marketing	Total Annual Budget	YTD Budget	YTD Actual	Variance (\$ '000)	Prior YTD Actual	Flux (Diff from Prior Year)	
							(% of YTD Budget)
Purchased/ Contracted Services	472,494	196,873	174,038	23	88%	195,102	21,065
Supplies	17,800	7,417	3,725	4	50%	2,710	(1,015)
Total Marketing	490,294	204,289	177,762	27	87%	197,813	20,050



Marketing	Total Annual Budget	YTD Budget	YTD Actual	Variance (\$ '000)	Prior YTD Actual	Flux (Diff from Prior Year)	
							(% of YTD Budget)
Official/Admin Services	307,954	128,314	128,314	0	100%	124,576	(3,738)
Professional Services	60,040	25,017	7,705	17	31%	21,650	13,945
Technical Services	14,000	5,833	4,655	1	80%	6,326	1,671
Communications	7,500	3,125	137	3	4%	77	(61)
Advertising	55,000	22,917	20,551	2	90%	27,702	7,151
Printing & Binding	25,000	10,417	10,895	(0)	105%	10,146	(749)
Dues & Fees	3,000	1,250	1,780	(1)	142%	4,625	2,845
Purchased/ Contracted Services	472,494	196,873	174,038	23	88%	195,102	21,065
Supplies	10,000	4,167	3,558	1	85%	1,750	(1,808)
Food	7,000	2,917	167	3	6%	171	5
Books & Periodicals	800	333	-	0	0%	-	-
Small Equipment	-	-	-	-	-	789	-
Supplies	17,800	7,417	3,725	4	50%	2,710	(1,015)
Total Marketing	490,294	204,289	177,762	27	87%	197,813	20,050

City of Dunwoody
YTD Statement of Revenues and
Expenses Through May 31, 2015

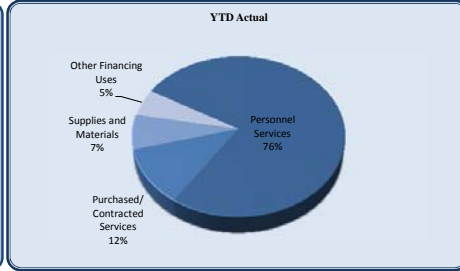
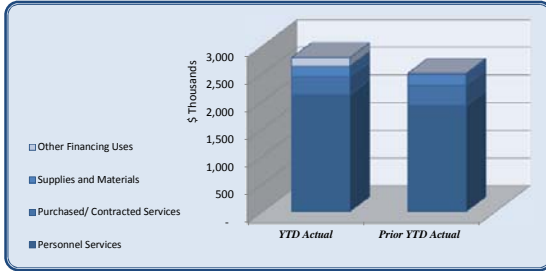
Municipal Court	Total Annual Budget	YTD Budget	YTD Actual	Variance	Prior YTD Actual		Flux
					(% of YTD Budget)	(Diff from Prior Year)	
				(\$ '000)			
Personnel Services	292,092	120,713	90,758	30	75%	91,093	335
Purchased/ Contracted Services	297,850	124,104	69,852	54	56%	68,305	(1,547)
Supplies and Materials	14,080	5,867	2,358	4	40%	5,675	3,318
Other Financing Uses	-	-	-	-	-	-	-
Total Municipal Court	604,022	250,684	162,968	88	65%	165,073	2,106



Municipal Court	Total Annual Budget	YTD Budget	YTD Actual	Variance	Prior YTD Actual		Flux
					(% of YTD Budget)	(Diff from Prior Year)	
				(\$ '000)			
Regular Salaries	189,442	77,580	64,082	13	83%	65,023	940
Overtime Salaries	22,909	9,545	450	9	5%	3,486	3,036
Group Insurance	45,684	19,035	12,807	6	67%	11,291	(1,516)
Medicare	2,747	1,145	907	0	79%	914	7
Retirement	30,690	12,788	12,046	1	94%	9,842	(2,204)
Workers' Compensation	620	620	465	0	75%	537	72
Personnel Services	292,092	120,713	90,758	30	75%	91,093	335
Professional Services	220,230	91,763	52,470	39	57%	54,329	1,859
Technical Services	36,735	15,306	6,258	9	41%	8,884	2,626
Repairs & Maintenance	17,390	7,246	2,444	5	34%	1,000	(1,444)
Rentals	4,000	1,667	228	1	14%	275	48
Communications	7,710	3,213	1,364	2	42%	1,565	201
Printing & Binding	1,100	458	451	0	98%	1,008	556
Travel	5,000	2,083	991	1	48%	256	(735)
Dues & Fees	685	285	450	(0)	158%	87	(363)
Education & Training	5,000	2,083	5,195	(3)	249%	900	(4,295)
Purchased/ Contracted Services	297,850	124,104	69,852	54	56%	68,305	(1,547)
Supplies	5,250	2,188	1,963	0	90%	2,014	51
Food	2,300	958	394	1	41%	355	(39)
Books & Periodicals	600	250	-	0	0%	-	-
Small Equipment	5,930	2,471	-	2	0%	3,306	3,306
Supplies and Materials	14,080	5,867	2,358	4	40%	5,675	3,318
Total Municipal Court	604,022	250,684	162,968	88	65%	165,073	2,106

City of Dunwoody
YTD Statement of Revenues and
Expenses Through May 31, 2015

Police	Total Annual Budget	YTD Budget	YTD Actual	Variance (\$ '000)	(% of YTD Budget)	Prior YTD Actual	Flux (Diff from Prior Year)
	Personnel Services	5,674,887	2,383,131	2,119,724	263	89%	1,921,005
Purchased/ Contracted Services	617,388	333,886	318,547	15	95%	363,013	44,466
Supplies and Materials	502,091	260,351	194,910	65	75%	198,619	3,709
Other Financing Uses	604,500	151,125	151,125	-	100%	21,100	(130,026)
Total Police	7,398,866	3,128,493	2,784,305	344	89%	2,503,737	(280,568)



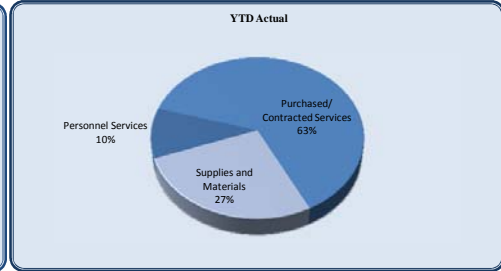
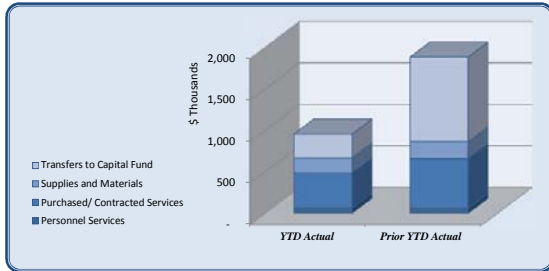
Police	Total Annual Budget	YTD Budget	YTD Actual	Variance (\$ '000)	(% of YTD Budget)	Prior YTD Actual	Flux (Diff from Prior Year)
	Regular Salaries	3,596,581	1,475,827	1,377,903	98	93%	1,264,211
Overtime Salaries	352,040	146,683	30,630	116	21%	42,432	11,802
Total Salaries	3,948,621	1,622,511	1,408,533	214	87%	1,306,643	(101,890)
Group Insurance	868,242	361,768	341,302	20	94%	289,279	(52,023)
Medicare	57,256	23,857	18,647	5	78%	17,374	(1,273)
Retirement	599,990	249,996	226,255	24	91%	186,718	(39,538)
Workers' Compensation	200,778	125,000	124,987	0	100%	120,992	(3,995)
Personnel Services	1,726,266	760,620	711,191	49	94%	614,362	(96,829)
Professional Services	17,000	7,083	6,882	0	97%	9,034	2,152
Technical Services	23,840	9,933	2,454	7	25%	8,963	6,509
Repairs & Maintenance	293,495	132,290	122,846	9	93%	172,219	49,373
Rentals	15,700	6,542	6,038	1	92%	4,393	(1,645)
Insurance	100,909	100,909	102,888	(2)	102%	106,975	4,086
Claims	-	-	1,783	(2)	-	3,387	1,605
Communications	61,800	33,528	37,639	(4)	112%	28,333	(9,306)
Advertising	2,500	1,042	-	1	0%	-	-
Printing & Binding	6,160	2,567	1,428	1	56%	2,379	951
Travel	39,000	16,250	14,460	2	89%	13,129	(1,331)
Dues & Fees	18,799	7,833	5,081	3	65%	3,346	(1,735)
Education & Training	38,185	15,910	17,047	(1)	107%	10,855	(6,192)
Purchased/ Contracted Services	617,388	333,886	318,547	15	95%	363,013	44,466
Supplies	102,950	42,896	38,846	4	91%	38,524	(322)
Supplies-Explorer Program	6,000	2,500	3,673	(1)	147%	2,013	(1,660)
Gasoline	275,000	114,583	47,960	67	42%	95,641	47,681
Food	6,000	2,500	929	2	37%	709	(219)
Books & Periodicals	2,500	1,042	388	1	37%	1,318	930
Small Equipment	109,641	96,830	103,114	(6)	106%	60,414	(42,700)
Supplies and Materials	502,091	260,351	194,910	65	75%	198,619	3,709
Transfers to Capital Fund	604,500	151,125	151,125	-	100%	21,100	(130,026)
Other Financing Uses	604,500	151,125	151,125	-	100%	21,100	(130,026)
Total Police	7,398,866	3,128,493	2,784,305	344	89%	2,503,737	(280,568)

City of Dunwoody
 YTD Statement of Revenues and
 Expenses Through May 31, 2015

<i>E-911</i>	Total Annual Budget	YTD Budget	YTD Actual	Variance (% of YTD Budget) (\$ '000)	Prior YTD Actual	Flux (Diff from Prior Year)
Transfers to E-911 Fund	73,300	30,542	46,276	(16)	152%	- (46,276)
Total E-911	73,300	30,542	46,276	(16)	152%	- (46,276)

City of Dunwoody
YTD Statement of Revenues and
Expenses Through May 31, 2015

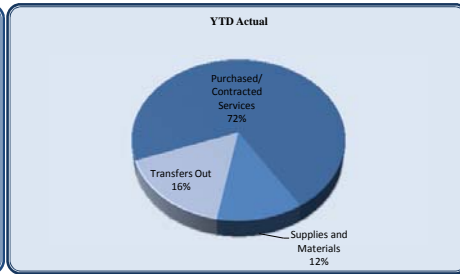
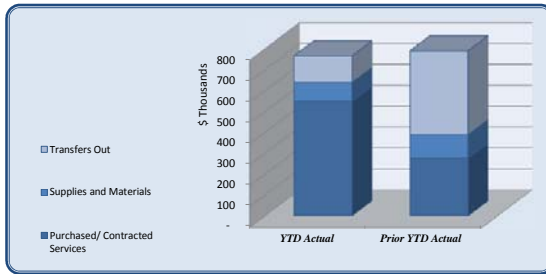
<i>Public Works</i>	Total Annual Budget	YTD Budget	YTD Actual	Variance	Prior YTD Actual	Flux
				(% of YTD Budget)		(Diff from Prior Year)
				(\$ '000)		
Personnel Services	160,034	66,084	67,326	(1)	102%	62,325 (5,002)
Purchased/ Contracted Services	1,429,955	595,815	422,920	173	71%	599,490 176,570
Supplies and Materials	546,450	227,688	180,359	47	79%	202,628 22,269
Transfers to Capital Fund	1,145,000	286,250	286,250	-	100%	1,021,250 735,000
Total Public Works	3,281,439	1,175,837	956,855	219	81%	1,885,693 928,837



<i>Public Works</i>	Total Annual Budget	YTD Budget	YTD Actual	Variance	Prior YTD Actual	Flux
				(% of YTD Budget)		(Diff from Prior Year)
				(\$ '000)		
Salaries	117,371	48,218	48,313	(0)	100%	46,521 (1,792)
Group Insurance	21,792	9,080	8,433	1	93%	8,010 (423)
Medicare	1,702	709	641	0	90%	621 (20)
Retirement	19,014	7,923	7,920	0	100%	6,994 (925)
Workers' Compensation	155	155	2,020	(2)	1303%	179 (1,841)
Personnel Services	160,034	66,084	67,326	(1)	102%	62,325 (5,002)
Official/Admin Svcs	225,000	93,750	93,749	0	100%	106,250 12,501
Professional Services	120,000	50,000	3,359	47	7%	63,918 60,559
Tree Fund Expenses	93,000	38,750	3,640	35	9%	72,428 68,788
Professional Services	-	-	-	-	-	- -
Technical Services	2,400	1,000	1,000	-	100%	1,000 -
Repairs & Maintenance	23,300	9,708	-	10	0%	- -
R&M - Storm Damage Removal	40,000	16,667	-	17	0%	71,319 71,319
R&M - Street Maintenance	671,000	279,583	250,160	29	89%	186,393 (63,767)
R&M - Traffic Signals	196,000	81,667	56,090	26	69%	80,968 24,878
R&M - Right of Way Maint	45,000	18,750	11,900	7	63%	15,379 3,479
Claims	1,000	417	171	0	0%	- (171)
Communications	1,700	708	2,030	(1)	287%	639 (1,391)
Advertising	2,500	1,042	-	1	0%	801 801
Printing & Binding	1,500	625	750	(0)	120%	- (750)
Travel	4,280	1,783	71	2	4%	396 325
Purchased/ Contracted Services	1,429,955	595,815	422,920	173	71%	599,490 176,570
Supplies-Office	1,200	500	1,134	(1)	227%	205 (929)
Supplies-Road Materials	60,000	25,000	25,801	(1)	103%	17,760 (8,131)
Electricity	485,000	202,083	151,752	50	75%	184,753 33,000
Small Equipment	-	-	1,672	(2)	-	- (1,672)
Supplies and Materials	546,450	227,688	180,359	47	79%	202,628 22,269
Transfers to Capital Fund	1,145,000	286,250	286,250	-	100%	1,021,250 735,000
Transfers to Capital Fund	1,145,000	286,250	286,250	-	100%	1,021,250 735,000
Total Public Works	3,281,439	1,175,837	956,855	219	81%	1,885,693 928,837

City of Dunwoody
YTD Statement of Revenues and
Expenses Through May 31, 2015

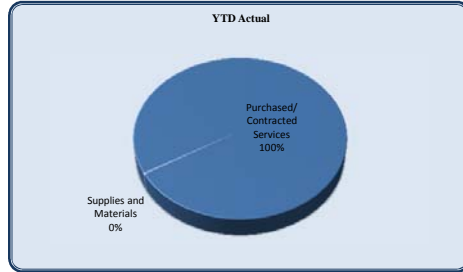
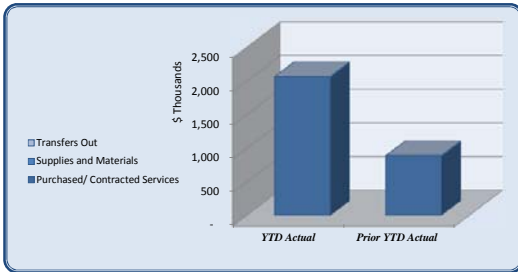
Parks and Recreation							
	Total Annual Budget	YTD Budget	YTD Actual	Variance		Prior YTD Actual	Flux
				(\$ '000)	(% of YTD Budget)		(Diff from Prior Year)
Purchased/ Contracted Services	908,800	550,600	548,801	2	100%	277,079	(271,722)
Supplies and Materials	270,000	112,500	91,634	21	81%	112,896	21,263
Transfers Out	433,367	126,403	126,403	0	100%	401,403	275,000
Total Parks and Recreation	1,612,167	789,503	766,837	23	97%	791,377	24,540



Parks and Recreation							
	Total Annual Budget	YTD Budget	YTD Actual	Variance		Prior YTD Actual	Flux
				(\$ '000)	(% of YTD Budget)		(Diff from Prior Year)
Official/Admin Svcs	202,800	84,500	84,500	-	100%	52,083	(32,417)
Professional Services	10,000	7,375	7,725	(9)	105%	3,701	(4,024)
R&M-Parks	660,000	425,000	434,423	(9)	102%	189,579	(244,844)
Rentals	2,000	833	-	1	0%	-	-
Property/Liability Insurance	32,100	32,100	21,688	10	68%	31,715	10,028
Communications	1,500	625	465	0	74%	473	8
Dues & Fees	400	167	-	0	0%	50	50
Purchased/ Contracted Services	908,800	550,600	548,801	2	100%	277,079	(271,722)
Supplies	102,000	42,500	51,479	(9)	121%	42,129	(9,350)
Utilities	168,000	70,000	40,093	30	57%	70,767	30,674
Supplies and Materials	270,000	112,500	91,634	21	81%	112,896	21,263
Transfers to Debt Service Fund	108,367	45,153	45,153	0	100%	45,153	(0)
Transfers to Capital Fund	325,000	81,250	81,250	-	100%	356,250	275,000
Transfers Out	433,367	126,403	126,403	0	100%	401,403	275,000
Total Parks and Recreation	1,612,167	789,503	766,837	23	97%	791,377	24,540

City of Dunwoody
YTD Statement of Revenues and
Expenses Through May 31, 2015

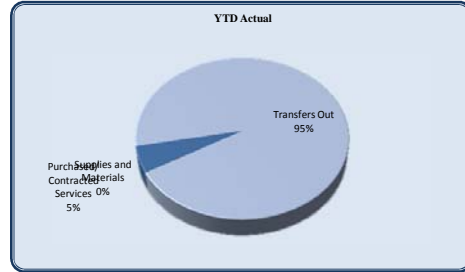
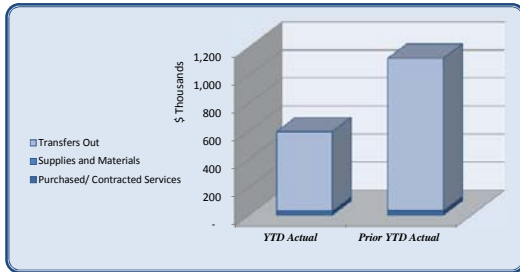
<i>Community Development</i>	Total Annual Budget	YTD Budget	YTD Actual	Variance (\$ '000)	(% of YTD Budget)	Prior YTD Actual	Flux (Diff from Prior Year)
Purchased/ Contracted Services	2,641,344	1,100,560	2,055,070	(955)	187%	875,865	(1,179,205)
Supplies and Materials	15,800	7,863	7,408	0	94%	6,338	(1,070)
Transfers Out	-	-	-	-	-	3,250	3,250
Total Community Development	2,657,144	1,108,423	2,062,478	(954)	186%	885,453	(1,177,025)



<i>Community Development</i>	Total Annual Budget	YTD Budget	YTD Actual	Variance (\$ '000)	(% of YTD Budget)	Prior YTD Actual	Flux (Diff from Prior Year)
Official/Admin Svcs	1,937,000	807,083	1,886,678	(1,080)	234%	833,884	(1,052,793)
Professional Services	447,945	186,644	137,696	49	74%	11,072	(126,624)
Technical Services	124,602	51,918	11,069	41	21%	16,347	5,279
Repairs & Maintenance	101,397	42,249	9,365	33	22%	1,734	(7,632)
Rentals	-	-	2,162	(2)	-	-	(2,162)
Communications	4,500	1,875	1,130	1	60%	5,345	4,215
Advertising	15,000	6,250	6,273	(0)	100%	3,567	(2,707)
Printing & Binding	5,000	2,083	427	2	21%	56	(371)
Travel	1,000	417	20	0	5%	250	230
Dues & Fees	1,900	792	250	1	32%	2,525	2,275
Education & Training	3,000	1,250	-	1	0%	-	-
Purchased/ Contracted Services	2,641,344	1,100,560	2,055,070	(955)	187%	875,865	(1,179,205)
Supplies	11,500	4,792	3,556	1	74%	6,207	2,651
Food	1,000	617	1,308	(1)	212%	72	(1,235)
Books & Periodicals	1,000	417	180	0	43%	59	(121)
Small Equipment	2,300	2,038	2,365	(0)	116%	-	(2,365)
Supplies and Materials	15,800	7,863	7,408	0	94%	6,338	(1,070)
Transfers to Capital Fund	-	-	-	-	-	3,250	3,250
Transfers Out	-	-	-	-	-	3,250	3,250
Total Community Development	2,657,144	1,108,423	2,062,478	(954)	186%	885,453	(1,177,025)

City of Dunwoody
YTD Statement of Revenues and
Expenses Through May 31, 2015

<i>Economic Development</i>	Total Annual Budget	YTD Budget	YTD Actual	Variance (\$ '000)	(% of YTD Budget)	Prior YTD Actual	Flux (Diff from Prior Year)
Purchased/ Contracted Services	91,468	39,112	31,266	8	80%	32,610	1,343
Supplies and Materials	1,500	625	596	0	95%	1,144	548
Transfers Out	1,356,000	565,000	565,000	-	100%	1,085,833	520,833
Total Economic Development	1,448,968	604,737	596,862	8	99%	1,119,587	522,725



<i>Economic Development</i>	Total Annual Budget	YTD Budget	YTD Actual	Variance (\$ '000)	(% of YTD Budget)	Prior YTD Actual	Flux (Diff from Prior Year)
Professional Services	40,000	16,667	15,500	1	93%	15,000	(500)
Technical Services	7,800	3,250	-	3	0%	-	-
Communications	968	403	-	5	1%	-	(5)
Advertising	34,200	14,250	13,260	1	93%	15,550	2,290
Printing & Binding	3,500	1,458	-	1	0%	51	51
Travel	1,500	625	22	1	4%	14	(8)
Dues & Fees	3,500	2,458	2,479	(0)	101%	1,300	(1,179)
Education & Training	-	-	-	-	-	695	695
Purchased/ Contracted Services	91,468	39,112	31,266	8	80%	32,610	1,343
Supplies	-	-	-	-	-	1,144	1,144
Food	1,500	625	201	(0)	32%	-	(201)
Small Equipment	-	-	395	(0)	-	-	(395)
Supplies and Materials	1,500	625	596	0	95%	1,144	548
Transfers to Debt Service Fund	1,356,000	565,000	565,000	-	100%	1,085,833	520,833
Transfers Out	1,356,000	565,000	565,000	-	99%	1,119,587	522,725
Total Economic Development	1,448,968	604,737	596,862	8	99%	1,119,587	522,725

<i>Contingency</i>	Total Annual Budget	YTD Budget	YTD Actual	Variance (\$ '000)	(% of YTD Budget)	Prior YTD Actual	Flux (Diff from Prior Year)
Contingency	400,000	166,667	-	167	0%	-	-
Total Contingency	400,000	166,667	-	167	0%	-	-
Total General Fund Expenditures	22,994,269	9,670,575	9,464,005	207	98%	9,508,087	44,082
Total Revenues over/(under) Expenditures	446,830	(2,876,060)	(192,054)	2,684	7%	(3,547,118)	3,355,064

City of Dunwoody
YTD Statement of
Expenses Through May 31, 2015

<i>Capital Projects Fund</i>	Original Budget	Adjustments/ Amendments	Total Project Budget	Spent in Prior Years	Spent in Current Year	Total Spent to Date	Project Balance
Expenditures							
Courtroom and Council AV	140,400	-	140,400	(127,191)	-	(127,191)	13,209
Emergency BackUp/Disaster Recovery System COMPLETE 2014	35,000	1,880	36,880	(34,290)	-	(34,290)	2,589
Off-site Replication of Servers for Disaster Recovery COMPLETE 2014	51,875	-	51,875	(47,251)	-	(47,251)	4,624
Unified Communications Upgrade to provide for Redundancy COMPLETED 2014	47,500	-	47,500	(47,159)	-	(47,159)	341
Website Redesign and Replacement	65,000	-	65,000	(55,854)	-	(55,854)	9,146
Data Center Power Protection	25,620	-	25,620	-	-	-	25,620
Physical Access and Video Control Management System	50,000	-	50,000	-	-	-	50,000
Unified Threat Management System	30,000	-	30,000	-	-	-	30,000
Information Technology	445,395	1,880	447,275	(311,746)	-	(311,746)	135,529
City Hall Design & Engineering Prefunding	100,000	-	100,000	-	-	-	100,000
Programming Study for Future City Hall	50,000	-	50,000	(1,200)	-	(1,200)	48,800
Facilities Improvement Partnership Program (2014 FIPP)	250,000	(29,275)	220,725	(75,376)	(121,321)	(196,697)	24,028
City Hall Reconfiguration for Efficiency	31,500	-	31,500	(17,084)	-	(17,084)	14,416
Facilities Improvement Partnership Program (2015 FIPP)	250,000	-	250,000	-	-	-	250,000
Facilities	681,500	(29,275)	652,225	(93,660)	(121,321)	(214,981)	437,244
Fixed LPR & Mobile LPR	119,875	-	119,875	(49,459)	-	(49,459)	70,416
Code Red	24,500	-	24,500	(18,875)	-	(18,875)	5,625
Vehicle Replacement	2,000,000	34,500	2,034,500	(483,284)	(632,991)	(1,116,275)	918,225
Daily Report Software	12,400	-	12,400	-	-	-	12,400
Surveillance System	113,000	180,375	293,375	(198,362)	-	(198,362)	95,013
New Position-Detective Machinery & Equipment	30,000	-	30,000	(26,057)	-	(26,057)	3,943
AFIS Automated Fingerprint Identification System	54,398	-	54,398	-	-	-	54,398
Lieutenant Capital	30,500	-	30,500	-	(7,851)	(7,851)	22,649
Major Capital (2)	61,000	-	61,000	-	(15,552)	(15,552)	45,448
Sergeant Promotional Assessment	13,000	-	13,000	-	-	-	13,000
Police Department	2,458,673	214,875	2,673,548	(776,037)	(656,395)	(1,432,432)	1,241,116
Dunwoody Village TE Project	2,100,000	(525,103)	1,574,897	(1,127,854)	(3,960)	(1,131,814)	443,083
Road Resurfacing	10,631,000	83,697	10,714,697	(7,051,103)	(4,025)	(7,055,128)	3,659,570
New Sidewalks and ADA Ramps	2,970,000	45,000	3,015,000	(1,891,063)	(314,396)	(2,205,459)	809,541
Traffic Calming Radar Signs	100,000	-	100,000	(11,650)	-	(11,650)	88,350
N. Peachtree Rd/Tilly Mill Intersection Improvement	2,850,000	-	2,850,000	(420,330)	(154,289)	(574,619)	2,275,381
Mt. Vernon Rd/Vermack Intersection Improvement	325,000	106,000	431,000	(97,451)	(10,273)	(107,724)	323,276
Womack/Vermack Intersection Improvement	200,000	-	200,000	(69,912)	-	(69,912)	130,088
Wayfinding	150,000	-	150,000	(79,516)	(8,474)	(87,990)	62,010
Chamblee Dunwoody & Spalding Drive	370,000	55,000	425,000	(102,535)	-	(102,535)	322,465
School Pedestrian Safety Improvements	-	40,000	40,000	(37,816)	(4,100)	(41,916)	(1,916)
Concept Funding-Tilly Mill at Mt. Vernon Place	25,000	-	25,000	-	-	-	25,000
Concept Funding-Mt. Vernon at Tilly Mill	25,000	-	25,000	-	(5,000)	(5,000)	20,000
Concept Funding-Chamblee Dunwoody at Peeler	50,000	-	50,000	-	-	-	50,000
Citywide Traffic Signal Communications (ITS)	265,000	-	265,000	-	-	-	265,000
Chamblee Dunwoody Rd Bicycle & Pedestrian Imprv (Cambridge to VV)	1,650,000	-	1,650,000	(51,977)	(34,333)	(86,311)	1,563,689
Chesnut Elementary Pedestrian Project	-	60,000	60,000	(13,915)	-	(13,915)	46,085
Kingsley Safe Routes to School-retaining walls	-	50,000	50,000	(43,439)	(3,624)	(47,063)	2,937
Construction Funding Mt. Vernon/Womack Pedestrian Crossing Improvements	-	150,000	150,000	-	-	-	150,000
Chamblee Dunwoody Georgetown Corridor	275,000	150,000	425,000	-	(38,489)	(38,489)	386,511
Winters Chapel (WalMart contribution)	-	30,000	30,000	-	-	-	30,000
Public Works	21,986,000	244,595	22,230,595	(10,998,561)	(580,962)	(11,579,523)	10,651,072
Pernoshal Park	1,025,000	2,225,000	3,250,000	(6,315)	(94,623)	(100,938)	3,149,062
Brook Run Demo	400,000	-	400,000	(217,767)	(200,957)	(418,724)	(18,724)
Brook Run Park Improvements	150,000	-	150,000	(111,114)	-	(111,114)	38,886
Brook Run Trail	572,010	841,777	1,413,787	(1,129,580)	(38,706)	(1,168,286)	245,500
Nancy Creek Greenway	25,000	-	25,000	(17,463)	-	(17,463)	7,538
Dunwoody Gateway Market Installation	150,000	-	150,000	(9,618)	-	(9,618)	140,382
Donaldson Chesnut Facility Stabilization	226,000	-	226,000	-	(4,590)	(4,590)	221,410
Design for Future Parks Trails Projects	25,000	-	25,000	-	-	-	25,000
Brook Run Dog Park Relocation	195,000	-	195,000	(35,268)	(121,121)	(156,389)	38,611
Dunwoody Park Parking Lot Resurfacing	100,000	-	100,000	(82,431)	-	(82,431)	17,569
Windwood Hollow Park Playground Replacement COMPLETED 2014	125,000	65,000	190,000	(190,000)	-	(190,000)	-
Emergency Notification System for Brook Run Park and Dunwoody Park	85,000	-	85,000	(72,012)	-	(72,012)	12,988
Georgetown Park-Shade Structure	-	75,000	75,000	-	-	-	75,000
Georgetown Park-Play Structure	-	25,000	25,000	-	-	-	25,000
Dunwoody Nature Center Parking Lot Resurfacing	100,000	-	100,000	-	-	-	100,000
Dunwoody Park Playground Replacement COMPLETED 2015	225,000	-	225,000	-	(225,000)	(225,000)	-
Parks	3,403,010	3,231,777	6,634,787	(1,871,569)	(684,997)	(2,556,566)	4,078,221
GIS Webviewer COMPLETED 2014	75,000	-	75,000	(41,857)	-	(41,857)	33,143
Plotter Purchase	20,000	-	20,000	(6,096)	(1,270)	(7,366)	12,634
GIS Mobile Collection Unit COMPLETED 2014	13,000	-	13,000	(11,510)	-	(11,510)	1,490
Community Development	108,000	-	108,000	(59,463)	(1,270)	(60,733)	47,267
Completed/Abandoned Projects Closed Out	-	144,573	144,573	-	-	-	144,573
Unallocated	-	144,573	144,573	-	-	-	144,573
Total	29,082,578	3,808,424	32,891,002	(14,111,035)	(2,044,945)	(16,155,980)	16,735,022

City of Dunwoody
YTD Statement of Revenues and
Expenses Through May 31, 2015

<i>E911 Fund</i>	Total Annual Budget	YTD Budget	YTD Actual	Variance (\$ '000)	(% of YTD Budget)	Prior YTD Actual	Flux (Diff from Prior Year)
Revenues							
E911 Revenue	1,200,000	450,000	448,731	(1)	100%	506,548	57,817
Transfers In	73,300	50,542	46,276	(4)	92%	-	(46,276)
Total Revenues	1,273,300	500,542	495,007	(6)	99%	506,548	11,541
Expenditures							
Communications	148,300	31,792	25,440	6	80%	98,133	72,694
Intergovernmental-E911 (Chatcomm)	1,125,000	468,750	468,750	-	100%	537,500	68,750
Total Expenditures	1,273,300	500,542	495,007	6	99%	635,633	140,626
Total Revenues over/(under) Expenditures	-	(0)	0	0	-12%	(129,085)	(129,085)

City of Dunwoody
YTD Statement of Revenues and
Expenses Through May 31, 2015

<i>Hotel Excise Tax Fund</i>	Total Annual Budget	YTD Budget	YTD Actual	Variance	Prior YTD Actual	Flux
				(\$ '000)	(% of YTD Budget)	(Difference from Prior Year)
Revenues						
Hotel/Motel Tax	2,300,000	958,333	1,096,581	138	114%	1,013,911 (82,670)
Interest Revenue	-	-	9	0		11 2
Total Revenues	2,300,000	958,333	1,096,590	138	114%	1,013,922 (82,668)
Expenditures						
Transfers to General Fund	1,380,000	575,000	657,949	(83)	114%	608,347 (49,602)
Transfers to Component Unit - CVBD	920,000	383,333	438,632	(55)	114%	405,565 (33,068)
Total Expenditures	2,300,000	958,333	1,096,581	(138)	114%	1,013,911 (82,670)
Total Revenues over/(under) Expenditures	-	-	9	0		11 2

City of Dunwoody
YTD Statement of Revenues and
Expenses Through May 31, 2015

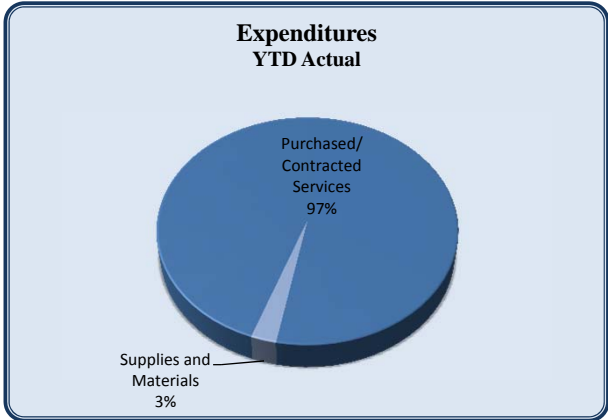
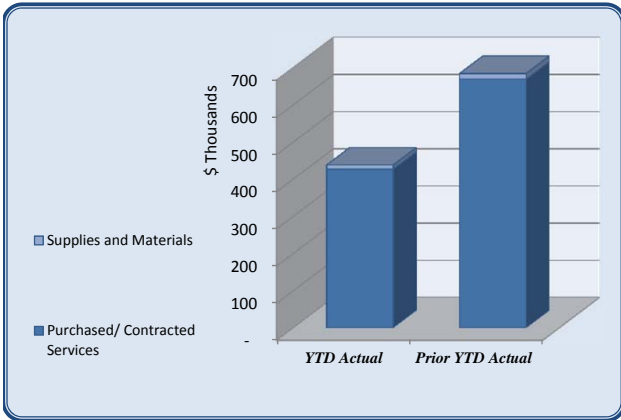
<i>HOST Fund</i>	Total Annual Budget	YTD Budget	YTD Actual	Variance	Prior YTD Actual	Flux
				(\$ '000)	(% of YTD Budget)	(Difference from Prior Year)
Revenues						
Homestead Option Sales Tax	4,000,000	-	-	-	-	-
Interest Revenue	4,500	1,875	865	(1)	46%	(865)
Total Revenues	4,004,500	1,875	865	(1)	46%	- 1,000,000
Expenditures						
Transfers Out - Capital (PW)	4,000,000	1,000,000	1,000,000	-	100%	(1,000,000)
Total Expenditures	4,000,000	1,000,000	1,000,000	-	100%	- (1,000,000)
Total Revenues over/(under) Expenditures	4,500	(998,125)	(999,135)	(1)	100%	- 1,000,000

City of Dunwoody
YTD Statement of Revenues and
Expenses Through May 31, 2015

<i>Debt Service Fund</i>	Total Annual Budget	YTD Budget	YTD Actual	Variance (\$ '000)	Prior YTD Actual	Flux (Difference from Prior Year)	
				(% of YTD Budget)			
Revenues							
Transfers from General Fund	1,464,367	610,153	610,153	(0)	100%	1,130,986	520,833
Total Revenues	1,464,367	610,153	610,153	(0)	100%	1,130,986	520,833
Expenditures							
Lease Principal	-	-	-	-	-	-	-
Lease Interest	-	-	-	-	-	1,096,711	1,096,711
Transfers Out - CU	1,464,088	130,870	130,870	0	100%	34,159	(96,711)
Total Expenditures	1,464,088	130,870	130,870	0	100%	1,130,870	1,000,000
Total Revenues over/(under) Expenditures	279	479,283	479,283	0	100%	116	(479,167)

City of Dunwoody
YTD Statement of Revenues and
Expenses Through May 31, 2015

<i>Stormwater fund</i>	Total Annual Budget	YTD Budget	YTD Actual	Variance		Prior YTD Actual	Flux
				(\$ '000)	(% of YTD Budget)		(Difference from Prior Year)
Revenues							
Stormwater Utility Charges	1,851,622	-	-	-		2,708	2,708
Interest Revenue	800	333	268	(0)	80%	541	273
Residual Equity Transfer In	269,078	269,078	269,078	-	100%	-	(269,078)
Total Revenues	2,121,500	269,411	269,346	(0)	100%	3,249	(266,097)
Expenditures							
Official/Admin Svcs	120,000	50,000	41,666	8	83%	50,000	8,334
Professional Services-Stormwater	160,000	66,667	15,971	51	24%	405	(15,566)
Repairs & Maintenance	1,785,000	645,000	365,231	280	53%	618,283	253,052
Rep & Maint-Riprap Program	5,000	2,083	3,663	(2)	176%	-	(3,663)
Printing & Binding	500	208	-	0	0%	-	-
Dues & Fees	500	208	-	0	0%	-	-
Purchased/ Contracted Services	2,071,000	764,167	426,531	338	56%	668,687	242,156
Supplies	50,000	20,833	10,969	10	53%	15,041	4,072
Books & Periodicals	500	208	-	0	0%	-	-
Supplies and Materials	50,500	21,042	10,969	10	52%	15,041	4,072
Total Expenditures	2,121,500	785,208	437,500	348	56%	683,728	246,228
Total Revenues over/(under) Expenditures	-	(515,797)	(168,154)	348	33%	(680,479)	(512,325)



Convention Visitors' Bureau of Dunwoody
Monthly Statement of Revenues and Expenses
May 31, 2015

CVB of Dunwoody			Variance		Prior YTD Actual
	Total Annual Budget	YTD Budget	YTD Actual	(% of YTD Budget)	
Fund Balance	-	-	-		
Revenues					
Interest Revenue	1,152	480	214	44%	506
Other Revenue	8,442	3,518	-	0%	-
Tax Revenue	1,033,449	430,604	438,632	102%	405,565
Residual Equity Transfer (Promotional Reser	20,000	10,000	5,000	50%	-
Total Revenues	1,043,043	434,601	438,846	101%	406,071
Expenditures					
<i>Employees/Personnel</i>					
Salaries	288,757	96,955	110,006	113%	80,726
Benefits	35,554	13,600	12,667	93%	6,887
Payroll Taxes	28,876	9,695	8,336	86%	6,978
Unemployment	-	-	-		(810)
Medic	-	-	-		-
<i>Total Employees/Personnel Expenditures</i>	353,187	120,250	131,010	109%	93,781
<i>Administrative</i>					
Depreciation Expense	-	-	-		-
Legal & Professional Fees	18,140	11,550	8,950	77%	4,764
Rent	44,047	18,097	28,989	160%	17,285
Employee Development	6,320	4,520	4,277	95%	2,665
Equipment Lease	1,920	775	748	97%	729
IT Support	6,960	2,900	3,254	112%	1,989
Insurance	3,900	700	718	103%	1,507
Postage/Courier/Ovenight Mail	-	-	163		11
Telephone/Internet	8,400	3,500	2,414	69%	2,773
Licenses & Fees	3,050	1,300	-	0%	305
Miscellaneous	1,200	500	266	53%	253
Office Expense	2,400	1,000	1,604	160%	629
Vehicle Expenses	-	-	-		-
Meals & Meeting Expenses	3,600	1,650	1,046	63%	1,451
Travel	7,200	3,000	925	31%	1,641
Small Equipment	2,000	-	1,853		7,270
Furniture & Fixtures	10,000	10,000	-	0%	-
<i>Total Administrative Expenditures</i>	119,137	59,492	55,208	93%	43,273
<i>Marketing</i>					
Research	40,000	20,000	20,474	102%	-
Graphic Design	30,800	13,400	15,150	113%	13,500
Public Relations	12,000	6,000	7,500	125%	950
Website Management	72,579	38,377	16,923	44%	9,654
Website Marketing	59,000	27,500	10,405	38%	19,000
Advertising - Print	96,000	40,000	54,967	137%	28,574
Advertising - Digital	78,000	32,500	16,593	51%	36,630
Printing	23,800	11,900	1,435	12%	15,898
Postage/Courier/Ovenight Mail	2,400	1,000	9	1%	134
Dues & Subscriptions	9,483	545	11,597	2128%	554
Memberships	12,259	10,559	6,015	57%	10,825
Customer Relationship Management Tool	13,500	-	-		-
Photography	9,000	6,000	3,351	56%	800
Miscellaneous	1,800	750	-	0%	6
<i>Total Marketing Expenditures</i>	460,621	208,531	164,419	79%	136,525
<i>Promotional</i>					
Community Development	-	-	-		9,427
Conventions and Trade Shows	20,569	15,129	9,896	65%	6,451
Event Hosting & Site Visits	24,500	17,350	6,619	38%	(1,887)
Sponsorships	-	-	9,600		2,000
Group Sales Show Sponsorships	33,500	13,000	-	0%	-
Meals and Business Development	3,600	1,500	2,523	168%	822
Meeting Bids and Incentives	10,000	5,000	-	0%	-
Promotions	24,800	9,250	8,220	89%	8,639
Travel	13,200	5,500	5,412	98%	3,032
Promotional Materials	12,000	5,000	6,451	129%	2,381
<i>Total Promotional Expenditures</i>	142,169	71,729	48,721	68%	30,866
Total Expenditures	1,075,114	460,002	399,358	87%	304,444
Total Revenues over/(under) Expenditures	(32,071)	(25,401)	39,488		101,626

VENDOR SET: 01 City of Dunwoody, GA
 BANK: 01 Suntrust Concentration
 DATE RANGE: 5/01/2015 THRU 5/31/2015

VENDOR I.D.	NAME	STATUS	CHECK DATE	AMOUNT	DISCOUNT	CHECK NO	CHECK STATUS	CHECK AMOUNT
001145	ETS Corporation							
I-May 2015	ETS Corporation	D	5/31/2015			000000		
100 1516.523900.00	Merchant Services	ETS Corporation		1,905.92				1,905.92
001615	PNC Bank, N. A.							
I-June 2015	PNC Bank, N. A.	D	5/12/2015			000000		
405 8000.581200.01	Lease Principal	PNC Bank, N. A.		14,527.10				
405 8000.582200.01	Lease Interest	PNC Bank, N. A.		2,616.34				17,143.44
001615	PNC Bank, N. A.							
I-Jun 2015	PNC Bank, N. A.	D	5/21/2015			000000		
405 8000.581200.01	Lease Principal	PNC Bank, N. A.		6,397.43				
405 8000.582200.01	Lease Interest	PNC Bank, N. A.		2,633.09				9,030.52

* * T O T A L S * *	NO	INVOICE AMOUNT	DISCOUNTS	CHECK AMOUNT
REGULAR CHECKS:	0	0.00	0.00	0.00
HAND CHECKS:	0	0.00	0.00	0.00
DRAFTS:	3	28,079.88	0.00	28,079.88
EFT:	0	0.00	0.00	0.00
NON CHECKS:	0	0.00	0.00	0.00
VOID CHECKS:	0	VOID DEBITS 0.00		
		VOID CREDITS 0.00	0.00	0.00

TOTAL ERRORS: 0

** G/L ACCOUNT TOTALS **

G/L ACCOUNT	NAME	AMOUNT
100 1516.523900.00	Merchant Services	1,905.92
	*** FUND TOTAL ***	1,905.92
405 8000.581200.01	Lease Principal	20,924.53
405 8000.582200.01	Lease Interest	5,249.43
	*** FUND TOTAL ***	26,173.96

VENDOR SET: 01	BANK: 01	TOTALS:	NO	INVOICE AMOUNT	DISCOUNTS	CHECK AMOUNT
			3	28,079.88	0.00	28,079.88
BANK: 01	TOTALS:		3	28,079.88	0.00	28,079.88

VENDOR SET: 01 City of Dunwoody, GA
 BANK: 03 Suntrust Disbursement Acc
 DATE RANGE: 5/01/2015 THRU 5/31/2015

VENDOR I.D.	NAME	STATUS	CHECK DATE	AMOUNT	DISCOUNT	CHECK NO	CHECK STATUS	CHECK AMOUNT
000022	ADP							
I-454190930	ADP	D	5/08/2015			000000		
100 1512.521200.00	Professional Services	ADP		489.34				489.34
000022	ADP							
I-455032464	ADP	D	5/22/2015			000000		
100 1512.521200.00	Professional Services	ADP		527.86				527.86
000025	Clark Patterson Lee							
I-52	Clark Patterson Lee	D	5/26/2015			000000		
100 7000.521100.01	Official/Admin Svcs	Clark Patterson Lee		132,250.00				132,250.00
000029	Lowe Engineers, LLC							
I-15463	Lowe Engineers, LLC	D	5/31/2015			000000		
100 4100.521100.01	Official/Admin Svcs	Lowe Engineers, LLC		18,750.00				
100 6200.521100.01	Official/Admin Svcs	Lowe Engineers, LLC		16,900.00				
560 4320.521100.01	Official/Admin Svcs	Lowe Engineers, LLC		8,333.17				43,983.17
000073	JAT Consulting Services, Inc							
I-41	JAT Consulting Services, Inc	D	5/01/2015			000000		
100 1511.521100.01	Official/Admin Svcs	JAT Consulting Servi		112,366.58				112,366.58
000094	WEX BANK							
I-40837148	WEX BANK	D	5/06/2015			000000		
100 3200.531270.00	Gasoline	WEX BANK		1,117.99				1,117.99
000137	Medcom Services, Inc							
I-5/2/2015	Medcom Services, Inc	D	5/02/2015			000000		
100 0000.121300.16	Flex Spending Ded Payable	Medcom Services, Inc		611.70				611.70
000137	Medcom Services, Inc							
I-5/9/2015	Medcom Services, Inc	D	5/09/2015			000000		
100 0000.121300.16	Flex Spending Ded Payable	Medcom Services, Inc		664.05				664.05
000137	Medcom Services, Inc							
I-5/16/2015	Medcom Services, Inc	D	5/16/2015			000000		
100 0000.121300.16	Flex Spending Ded Payable	Medcom Services, Inc		307.70				307.70
000137	Medcom Services, Inc							
I-5/23/2015	Medcom Services, Inc	D	5/23/2015			000000		
100 0000.121300.16	Flex Spending Ded Payable	Medcom Services, Inc		918.41				918.41
000137	Medcom Services, Inc							
I-5/30/2015	Medcom Services, Inc	D	5/30/2015			000000		
100 0000.121300.16	Flex Spending Ded Payable	Medcom Services, Inc		632.59				632.59

VENDOR SET: 01 City of Dunwoody, GA
 BANK: 03 Suntrust Disbursement Acc
 DATE RANGE: 5/01/2015 THRU 5/31/2015

VENDOR I.D.	NAME	STATUS	CHECK DATE	AMOUNT	DISCOUNT	CHECK NO	CHECK STATUS	CHECK AMOUNT
001419	Mulcahy Accounting & Risk Cons							
I-2015-4	Mulcahy Accounting & Risk Cons	D	5/02/2015			000000		
100 1511.521200.00	Professional Services	Mulcahy Accounting &		1,291.66				
I-2015-5	Mulcahy Accounting & Risk Cons	D	5/02/2015			000000		
100 1511.521200.00	Professional Services	Mulcahy Accounting &		1,291.66				2,583.32
001421	Chattahoochee River 911 Author							
I-May 2015	Chattahoochee River 911 Author	D	5/01/2015			000000		
215 3800.571000.00	Intergovernmental-E911	Chattahoochee River		93,750.00				93,750.00
001480	Interdev, LLC							
I-1004406	Interdev, LLC	D	5/31/2015			000000		
100 1535.521100.01	Official/Admin Svcs	Interdev, LLC		38,173.50				38,173.50
001551	Jacobs							
I-EEXF9503-JUN15	Jacobs	D	5/01/2015			000000		
100 1570.521100.01	Official/Admin Svcs	Jacobs		25,662.75				25,662.75
001685	J.P. Morgan Chase Commercial C							
I-May 2015	J.P. Morgan Chase Commercial C	D	5/26/2015			000000		
100 0000.121110.00	PCard A/P Control	J.P. Morgan Chase Co		78,461.31				78,461.31
000008	CIT Technology Fin Serv Inc							
I-26815551	CIT Technology Fin Serv Inc	R	5/01/2015			019383		
100 1565.522300.00	Rentals	CIT Technology Fin S		733.00				733.00
000029	Lowe Engineers, LLC							
I-15384	Lowe Engineers, LLC	R	5/01/2015			019384		
350 4200.541400.00	Infrastructure	Lowe Engineers, LLC		7,700.40				
350 4200.541400.00	Infrastructure	Lowe Engineers, LLC		1,785.60				
350 6200.522200.00	Repairs & Maintenance	Lowe Engineers, LLC		2,120.40				
350 6200.541200.00	Site improvements	Lowe Engineers, LLC		2,343.60				
560 4320.522200.00	Repairs & Maintenance	Lowe Engineers, LLC		2,120.40				16,070.40
000074	Standard Insurance							
I-May 2015	Standard Insurance	R	5/01/2015			019385		
100 1320.512100.00	Group Insurance	Standard Insurance		201.98				
100 1330.512100.00	Group Insurance	Standard Insurance		106.99				
100 1511.512100.00	Group Insurance	Standard Insurance		162.68				
100 2650.512100.00	Group Insurance	Standard Insurance		173.12				
100 3200.512100.00	Group Insurance	Standard Insurance		4,113.85				
100 4100.512100.00	Group Insurance	Standard Insurance		136.34				4,894.96

VENDOR SET: 01 City of Dunwoody, GA
 BANK: 03 Suntrust Disbursement Acc
 DATE RANGE: 5/01/2015 THRU 5/31/2015

VENDOR I.D.	NAME	STATUS	CHECK DATE	AMOUNT	DISCOUNT	CHECK NO	CHECK STATUS	CHECK AMOUNT
000089	APeal Agency, Inc.							
I-267	APeal Agency, Inc.	R	5/01/2015			019386		
100 3200.521200.00	Prof Svcs	APeal Agency, Inc.		276.00				276.00
000129	Verizon Wireless Services LLC							
I-9743939731	Verizon Wireless Services LLC	R	5/01/2015			019387		
100 1110.523200.00	Communications	Verizon Wireless Ser		64.97				
100 1110.523200.00	Communications	Verizon Wireless Ser		38.01				
100 1320.523200.00	Communications	Verizon Wireless Ser		136.74				
100 1330.523200.00	Communications	Verizon Wireless Ser		90.99				
100 1511.523200.00	Communications	Verizon Wireless Ser		97.20				
100 2650.523200.00	Communications	Verizon Wireless Ser		60.72				
100 3200.523200.00	Communications	Verizon Wireless Ser		6,044.50				
100 4100.523200.00	Communications	Verizon Wireless Ser		98.73				
100 6200.523200.00	Communications	Verizon Wireless Ser		38.01				6,669.87
000138	Riley McLendon, LLC							
I-62682	Riley McLendon, LLC	R	5/01/2015			019388		
100 2650.521200.03	Prof Svcs-Court Solicitor	Riley McLendon, LLC		7,650.00				7,650.00
000149	AT&T							
I-May 2015	AT&T	R	5/01/2015			019389		
100 1535.523200.00	Communications	AT&T		135.84				135.84
000160	Georgia Technology Authority							
I-924-660880415	Georgia Technology Authority	R	5/01/2015			019390		
100 3200.521300.00	Technical Svcs	Georgia Technology A		24.63				24.63
000163	Metro Materials Inc.							
I-38902	Metro Materials Inc.	R	5/01/2015			019391		
100 4200.531100.00	Supplies	Metro Materials Inc.		198.92				
I-38957	Metro Materials Inc.	R	5/01/2015			019391		
100 4200.531100.00	Supplies	Metro Materials Inc.		132.82				
I-39034	Metro Materials Inc.	R	5/01/2015			019391		
100 4200.531100.00	Supplies	Metro Materials Inc.		866.62				1,198.36
000165	Vulcan Materials Company							
I-11180680	Vulcan Materials Company	R	5/01/2015			019392		
100 6200.531100.00	Supplies	Vulcan Materials Com		956.55				
I-11180681	Vulcan Materials Company	R	5/01/2015			019392		
100 6200.531100.00	Supplies	Vulcan Materials Com		752.39				
I-11185853	Vulcan Materials Company	R	5/01/2015			019392		
100 4200.531100.00	Supplies	Vulcan Materials Com		588.35				
I-21212015841	Vulcan Materials Company	R	5/01/2015			019392		
560 4320.531100.00	Supplies	Vulcan Materials Com		436.75				2,734.04

VENDOR SET: 01 City of Dunwoody, GA
 BANK: 03 Suntrust Disbursement Acc
 DATE RANGE: 5/01/2015 THRU 5/31/2015

VENDOR I.D.	NAME	STATUS	CHECK DATE	AMOUNT	DISCOUNT	CHECK NO	CHECK STATUS	CHECK AMOUNT
000187	Georgia City/County Managers A							
I-GGCMA 2015	Georgia City/County Managers A	R	5/01/2015			019393		
100 3200.523600.00	Dues & Fees		Georgia City/County	125.00				125.00
000196	Georgia Management Agency, Inc							
I-58994	Georgia Management Agency, Inc	R	5/01/2015			019394		
560 4320.522200.00	Repairs & Maintenance		Georgia Management A	25,552.80				
100 4100.522200.00	Repairs & Maintenance		Georgia Management A	34,356.60				
I-58995	Georgia Management Agency, Inc	R	5/01/2015			019394		
100 4200.522200.03	R&M - Traffic Signals		Georgia Management A	13,676.63				
100 4100.522200.00	Repairs & Maintenance		Georgia Management A	1,779.15				
100 4200.531100.00	Supplies		Georgia Management A	279.10				75,644.28
000206	Georgia Power							
I-09153-15043/Apr15	Georgia Power	R	5/01/2015			019395		
100 6200.531230.00	Utilities		Georgia Power	24.50				24.50
000206	Georgia Power							
I-26354-99019/Apr 15	Georgia Power	R	5/01/2015			019396		
100 6200.531230.00	Utilities		Georgia Power	24.30				24.30
000210	Rotary Club of Dunwoody, GA In							
I-2015 State of City	Rotary Club of Dunwoody, GA In	R	5/01/2015			019397		
100 0000.115300.01	State of the City		Rotary Club of Dunwo	1,344.47				
I-3331	Rotary Club of Dunwoody, GA In	R	5/01/2015			019397		
100 3200.523600.00	Dues & Fees		Rotary Club of Dunwo	300.00				1,644.47
000262	Dunwoody Chamber of Commerce I							
I-State of City 2015	Dunwoody Chamber of Commerce I	R	5/01/2015			019398		
100 0000.115300.01	State of the City		Dunwoody Chamber of	544.47				544.47
000269	DeKalb County Georgia							
I-6563314/Apr 2015	DeKalb County Georgia	R	5/01/2015			019399		
100 6200.531230.00	Utilities		DeKalb County Georgi	18.54				18.54
000331	Tyler Technologies, Inc							
I-025-121272	Tyler Technologies, Inc	R	5/01/2015			019400		
100 1512.522200.00	Repairs & Maintenance		Tyler Technologies,	20,579.90				
I-025-121810	Tyler Technologies, Inc	R	5/01/2015			019400		
100 2650.522200.00	Repairs & Maintenance		Tyler Technologies,	200.00				20,779.90
001026	Guardian - Appleton							
I-May 2015	Guardian - Appleton	R	5/01/2015			019401		
100 1110.512100.00	Group Insurance		Guardian - Appleton	296.40				
100 1320.512100.00	Group Insurance		Guardian - Appleton	131.09				
100 1330.512100.00	Group Insurance		Guardian - Appleton	71.67				
100 1511.512100.00	Group Insurance		Guardian - Appleton	131.09				
100 2650.512100.00	Group Insurance		Guardian - Appleton	127.88				

VENDOR SET: 01 City of Dunwoody, GA
 BANK: 03 Suntrust Disbursement Acc
 DATE RANGE: 5/01/2015 THRU 5/31/2015

VENDOR I.D.	NAME	STATUS	CHECK DATE	AMOUNT	DISCOUNT	CHECK NO	CHECK STATUS	CHECK AMOUNT
001026	Guardian - Appleton	CONT						
I-May 2015	Guardian - Appleton	R	5/01/2015			019401		
100 3200.512100.00	Group Insurance	Guardian - Appleton		4,707.54				
100 4100.512100.00	Group Insurance	Guardian - Appleton		131.09				5,596.76
001027	Traffic Data Collection, Inc							
I-15509-02	Traffic Data Collection, Inc	R	5/01/2015			019402		
350 4200.541400.00	Infrastructure	Traffic Data Collect		119.00				
I-15510-01	Traffic Data Collection, Inc	R	5/01/2015			019402		
100 4100.521200.00	Prof Svcs	Traffic Data Collect		225.00				344.00
001045	Specialty Engraving, Inc							
I-242690	Specialty Engraving, Inc	R	5/01/2015			019403		
100 3200.531100.00	Supplies-General	Specialty Engraving,		28.50				28.50
001097	US Department of Homeland Secu							
I-SAVE-346947	US Department of Homeland Secu	R	5/01/2015			019404		
100 1516.521300.00	Technical Services	US Department of Hom		25.00				25.00
001187	APG PCE, LLC							
I-PC41-100/May 2015	APG PCE, LLC	R	5/01/2015			019405		
100 1565.531230.00	Electricity	APG PCE, LLC		1,080.32				
100 1565.531230.00	Electricity	APG PCE, LLC		650.04				
100 0000.123310.00	Abated Rent	APG PCE, LLC		43,724.87				45,455.23
001316	Lose and Associates							
I-20150388	Lose and Associates	R	5/01/2015			019406		
350 6200.541200.00	Site improvements	Lose and Associates		250.00				250.00
001333	E. Harriman Construction, Inc.							
I-0416-15	E. Harriman Construction, Inc.	R	5/01/2015			019407		
100 6200.522200.06	R&M-Parks	E. Harriman Construc		4,032.00				
I-0426-15	E. Harriman Construction, Inc.	R	5/01/2015			019407		
100 6200.522200.06	R&M-Parks	E. Harriman Construc		11,100.00				
I-0427-15	E. Harriman Construction, Inc.	R	5/01/2015			019407		
100 6200.522200.06	R&M-Parks	E. Harriman Construc		11,765.00				26,897.00
001430	John Deere Landscapes, Inc							
I-71171221	John Deere Landscapes, Inc	R	5/01/2015			019408		
350 4200.541400.00	Infrastructure	John Deere Landscape		789.50				
I-71171246	John Deere Landscapes, Inc	R	5/01/2015			019408		
100 4200.522200.05	R&M - Right of Way Maint	John Deere Landscape		820.50				1,610.00

VENDOR SET: 01 City of Dunwoody, GA

BANK: 03 Suntrust Disbursement Acc

DATE RANGE: 5/01/2015 THRU 5/31/2015

VENDOR I.D.	NAME	STATUS	CHECK DATE	AMOUNT	DISCOUNT	CHECK NO	CHECK STATUS	CHECK AMOUNT
001434	Michael M. Hawkins							
I-Feb-April 2015	Michael M. Hawkins	R	5/01/2015			019409		
100 2650.521200.00	Prof Svcs	Michael M. Hawkins		2,000.00				2,000.00
001443	Arborgaurd							
I-IATL69772	Arborgaurd	R	5/01/2015			019410		
100 4100.521200.10	Tree Fund Expenses	Arborgaurd		490.00				490.00
001444	Kenneth Wickham							
I-4/22/2015	Kenneth Wickham	R	5/01/2015			019411		
100 2650.521200.00	Prof Svcs	Kenneth Wickham		400.00				400.00
001477	Gresham, Smith and Partners							
I-26 - Reissue	Gresham, Smith and Partners	R	5/01/2015			019412		
350 4200.541400.00	Infrastructure	Gresham, Smith and P		141.04				141.04
001484	URS Corporation							
I-6246376	URS Corporation	R	5/01/2015			019413		
350 4200.541400.00	Infrastructure	URS Corporation		42,919.37				42,919.37
001493	Entek							
I-28102	Entek	R	5/01/2015			019414		
100 1565.522200.00	Repairs & Maintenance	Entek		422.50				422.50
001496	Fisher Broyles							
I-59677	Fisher Broyles	R	5/01/2015			019415		
960 6200.541200.00	Site improvements	Fisher Broyles		3,440.25				3,440.25
001517	Southern Premier Contractors,							
I-DUN-238	4713 & 4739 Shadow Bend	R	5/01/2015			019416		
560 4320.522200.00	Repairs & Maintenance	4713 & 4739 Shadow B		1,972.00				
I-DUN-239	5514 & 5561 Woodsong Trl	R	5/01/2015			019416		
560 4320.522200.00	Repairs & Maintenance	5514 & 5561 Woodsong		1,949.18				
I-DUN-240	4965 Hidden Branches Dr.	R	5/01/2015			019416		
560 4320.522200.00	Repairs & Maintenance	4965 Hidden Branches		234.83				
I-DUN-241	4861 Hidden Branches Dr.	R	5/01/2015			019416		
560 4320.522200.00	Repairs & Maintenance	4861 Hidden Branches		1,712.10				
I-DUN-242	4754 Holly Oak Place	R	5/01/2015			019416		
560 4320.522200.00	Repairs & Maintenance	4754 Holly Oak Place		1,707.90				
I-DUN-243	1827 & 1867 Indp. Square	R	5/01/2015			019416		
560 4320.522200.00	Repairs & Maintenance	1827 & 1867 Indp. Sq		451.30				
I-DUN-244	5030 Hidden Branches Dr.	R	5/01/2015			019416		
560 4320.522200.00	Repairs & Maintenance	5030 Hidden Branches		2,331.30				
I-DUN-245	4885 & 4893 Hidden Branch	R	5/01/2015			019416		
560 4320.522200.00	Repairs & Maintenance	4885 & 4893 Hidden B		1,466.05				
I-DUN-246	5080 Hidden Branch, 5010	R	5/01/2015			019416		
560 4320.522200.00	Repairs & Maintenance	5080 Hidden Branch,		1,846.80				
I-DUN-248	5062 Vermack Rd., 1748 Va	R	5/01/2015			019416		

VENDOR SET: 01 City of Dunwoody, GA
 BANK: 03 Suntrust Disbursement Acc
 DATE RANGE: 5/01/2015 THRU 5/31/2015

VENDOR I.D.	NAME	STATUS	CHECK DATE	AMOUNT	DISCOUNT	CHECK NO	CHECK STATUS	CHECK AMOUNT
001517	Southern Premier Contr	CONT						
I-DUN-248	5062 Vermack Rd., 1748 Va	R	5/01/2015			019416		
560 4320.522200.00	Repairs & Maintenance		5062 Vermack Rd., 17	5,880.03				
I-DUN-249	5136 & 5110 Hidden Branch	R	5/01/2015			019416		
560 4320.522200.00	Repairs & Maintenance		5136 & 5110 Hidden B	3,437.15				
I-DUN-250	5609 & 3708 Woodsong	R	5/01/2015			019416		
560 4320.522200.00	Repairs & Maintenance		5609 & 3708 Woodsong	2,731.80				
I-DUN-251	5088 & 5098 Vermack Rd	R	5/01/2015			019416		
560 4320.522200.00	Repairs & Maintenance		5088 & 5098 Vermack	2,735.20				
I-DUN-252	5639 Woodsong Drive	R	5/01/2015			019416		
560 4320.522200.00	Repairs & Maintenance		5639 Woodsong Drive	1,015.23				
I-DUN-253	4752 Pine Acres Ct.	R	5/01/2015			019416		
560 4320.522200.00	Repairs & Maintenance		4752 Pine Acres Ct.	671.80				
I-DUN-254	1802 Vanderlyn Drive	R	5/01/2015			019416		
560 4320.522200.00	Repairs & Maintenance		1802 Vanderlyn Drive	2,146.90				
I-DUN-255	5163 Vermack Rd.	R	5/01/2015			019416		
560 4320.522200.00	Repairs & Maintenance		5163 Vermack Rd.	4,102.70				
I-DUN-258	1510 Vernon North Drive	R	5/01/2015			019416		
560 4320.522200.00	Repairs & Maintenance		1510 Vernon North Dr	4,264.95				
I-DUN-259	5250 Wyntercreek Way	R	5/01/2015			019416		
560 4320.522200.00	Repairs & Maintenance		5250 Wyntercreek Way	7,752.35				48,409.57
001542	Southeastern Engineering Inc (
I-15567	Southeastern Engineering Inc (R	5/01/2015			019417		
350 4200.541400.00	Infrastructure		Southeastern Enginee	5,525.00				
I-15978	Southeastern Engineering Inc (R	5/01/2015			019417		
350 4200.541400.00	Infrastructure		Southeastern Enginee	3,750.00				9,275.00
001551	Jacobs							
I-F7X73700-01	Jacobs	R	5/01/2015			019418		
100 7000.521200.00	Prof Svcs		Jacobs	72,973.88				72,973.88
001616	Cobb Chamber of Commerce							
I-2015 HCAA Dues	Cobb Chamber of Commerce	R	5/01/2015			019419		
100 3200.523600.00	Dues & Fees		Cobb Chamber of Comm	50.00				50.00
001624	Penn-Fence, Inc.							
I-Deposit 2	Penn-Fence, Inc.	R	5/01/2015			019420		
100 6200.522200.06	R&M-Parks		Penn-Fence, Inc.	1,533.00				1,533.00
001656	De Lage Landen							
I-45445796	De Lage Landen	R	5/01/2015			019421		
100 3200.522300.00	Rentals		De Lage Landen	304.00				304.00

VENDOR SET: 01 City of Dunwoody, GA

BANK: 03 Suntrust Disbursement Acc

DATE RANGE: 5/01/2015 THRU 5/31/2015

VENDOR I.D.	NAME	STATUS	CHECK DATE	AMOUNT	DISCOUNT	CHECK NO	CHECK STATUS	CHECK AMOUNT
001712	Mulkey, Inc.							
I-2014066.00-8	Mulkey, Inc.	R	5/01/2015			019422		
350 4200.541400.00	Infrastructure	Mulkey, Inc.		360.00				360.00
001732	AT&T Mobility II LLC							
I-070155-0115	AT&T Mobility II LLC	R	5/01/2015			019423		
215 3800.523200.00	Communications	AT&T Mobility II LLC		6,505.20				6,505.20
001796	IPR Southeast LLC							
I-52600300CB-001	2348 Sandell Drive	R	5/01/2015			019424		
560 4320.522200.00	Repairs & Maintenance	2348 Sandell Drive		60,267.10				60,267.10
001825	Randstad US LP							
I-R17639694	Randstad US LP	R	5/01/2015			019425		
100 7000.522200.00	Repairs & Maintenance	Randstad US LP		438.28				
I-R17671818	Randstad US LP	R	5/01/2015			019425		
100 7000.522200.00	Repairs & Maintenance	Randstad US LP		518.45				956.73
001831	CDI-Infrastructure, LLC dba L.							
I-529474	CDI-Infrastructure, LLC dba L.	R	5/01/2015			019426		
215 3800.523200.00	Communications	CDI-Infrastructure,		296.00				296.00
001833	Marny Heit							
I-Carl Davis	Marny Heit	R	5/01/2015			019427		
100 2650.521200.04	Prof Svcs-Public Defender	Marny Heit		120.00				
I-Jonathan Hemphill	Marny Heit	R	5/01/2015			019427		
100 2650.521200.04	Prof Svcs-Public Defender	Marny Heit		170.00				
I-Newon Jarrett	Marny Heit	R	5/01/2015			019427		
100 2650.521200.04	Prof Svcs-Public Defender	Marny Heit		190.00				
I-Quinton Richardson	Marny Heit	R	5/01/2015			019427		
100 2650.521200.04	Prof Svcs-Public Defender	Marny Heit		260.00				
I-Shanta Wheeler	Marny Heit	R	5/01/2015			019427		
100 2650.521200.04	Prof Svcs-Public Defender	Marny Heit		120.00				860.00
001852	Ahlberg Engineering, Inc.							
I-17642	Ahlberg Engineering, Inc.	R	5/01/2015			019428		
560 4320.531100.00	Supplies	Ahlberg Engineering,		2,920.00				2,920.00
001861	EmpowerD Wellness							
I-April 2015	EmpowerD Wellness	R	5/01/2015			019429		
100 1540.512900.00	Other Employment Benefits	EmpowerD Wellness		1,565.42				1,565.42
001868	American Heritage Life Insuran							
I-19795/April 2015	American Heritage Life Insuran	R	5/01/2015			019430		
100 0000.121300.18	AFLAC Deductions Payable	American Heritage Li		1,894.68				1,894.68

VENDOR SET: 01 City of Dunwoody, GA
 BANK: 03 Suntrust Disbursement Acc
 DATE RANGE: 5/01/2015 THRU 5/31/2015

VENDOR I.D.	NAME	STATUS	CHECK DATE	AMOUNT	DISCOUNT	CHECK NO	CHECK STATUS	CHECK AMOUNT
001873	Evans Acquisition Services							
I-001	Evans Acquisition Services	R	5/01/2015			019431		
350 4200.541400.00	Infrastructure	Evans Acquisition Se		2,625.00				2,625.00
001877	tyco SimplexGrinnell							
I-77157292	tyco SimplexGrinnell	R	5/01/2015			019432		
100 1565.522200.00	Repairs & Maintenance	tyco SimplexGrinnell		398.00				398.00
001880	Autaco Development, LLC							
I-1190	Autaco Development, LLC	R	5/01/2015			019433		
100 4200.522200.02	R&M - Street Maintenance	Autaco Development,		2,368.00				
I-1192	Autaco Development, LLC	R	5/01/2015			019433		
100 4200.522200.02	R&M - Street Maintenance	Autaco Development,		1,217.25				
I-1208	Autaco Development, LLC	R	5/01/2015			019433		
100 6200.522200.06	R&M-Parks	Autaco Development,		3,771.60				7,356.85
001888	GS Construction, Inc.							
I-Pay App #1 Road	GS Construction, Inc.	R	5/01/2015			019434		
350 4200.541400.00	Infrastructure	GS Construction, Inc		13,050.00				13,050.00
001889	Carr, Sigsbee & Associates, In							
I-10803.00R	Carr, Sigsbee & Associates, In	R	5/01/2015			019435		
350 4200.541400.00	Infrastructure	Carr, Sigsbee & Asso		1,500.00				1,500.00
001890	Jason's Deli							
I-150413075120002	Jason's Deli	R	5/01/2015			019436		
100 1511.531300.00	Food	Jason's Deli		120.00				120.00
001891	The City of Brookhaven							
I-INV-2015-00005	The City of Brookhaven	R	5/01/2015			019437		
100 1110.523600.00	Dues & Fees	The City of Brookhav		500.00				500.00
1	Oncore PT, Inc							
I-Bus Occ Tax	Oncore PT, Inc:	R	5/01/2015			019438		
100 0000.316100.00	Business & Occupation Tax	Oncore PT, Inc:		44.25				44.25
1	Norlaundra Huntington							
I-Clerks-Athens	Norlaundra Huntington:	R	5/01/2015			019439		
100 2650.523500.00	Travel	Norlaundra Huntingto		198.95				198.95
1	City of Goose Creek							
I-IIMC Region III	City of Goose Creek:	R	5/01/2015			019440		
100 1330.523500.00	Travel	City of Goose Creek:		37.84				37.84

VENDOR SET: 01 City of Dunwoody, GA
 BANK: 03 Suntrust Disbursement Acc
 DATE RANGE: 5/01/2015 THRU 5/31/2015

VENDOR I.D.	NAME	STATUS	CHECK DATE	AMOUNT	DISCOUNT	CHECK NO	CHECK STATUS	CHECK AMOUNT
1	Norlaundra Huntington							
I-Tyler Connect Conf	Norlaundra Huntington:	R	5/01/2015			019441		
100 2650.523500.00	Travel	Norlaundra Huntingto		186.44				186.44
001834	Pyramid Printing, Inc. dba Mou							
I-38348	Pyramid Printing, Inc. dba Mou	R	5/05/2015			019442		
100 1570.523400.00	Printing and Binding	Pyramid Printing, In		3,889.46				3,889.46
000206	Georgia Power							
I-April 2015	Georgia Power	R	5/07/2015			019443		
100 4100.531230.00	Electricity	Georgia Power		37,528.48				
100 6200.531230.00	Utilities	Georgia Power		6,823.29				44,351.77
000021	Employment Screening Services							
I-246903	Employment Screening Services	R	5/15/2015			019444		
100 1540.521300.00	Technical Services	Employment Screening		464.00				464.00
000061	Blue Cross Blue Shield							
I-000594071G	Blue Cross Blue Shield	R	5/15/2015			019445		
100 1110.512100.00	Group Insurance	Blue Cross Blue Shie		3,847.73				
100 1320.512100.00	Group Insurance	Blue Cross Blue Shie		1,560.65				
100 1330.512100.00	Group Insurance	Blue Cross Blue Shie		1,074.54				
100 1511.512100.00	Group Insurance	Blue Cross Blue Shie		1,560.65				
100 2650.512100.00	Group Insurance	Blue Cross Blue Shie		1,562.50				
100 3200.512100.00	Group Insurance	Blue Cross Blue Shie		64,162.75				
100 4100.512100.00	Group Insurance	Blue Cross Blue Shie		1,560.65				75,329.47
000118	Peace Officers'							
I-May 2015	Peace Officers'	R	5/15/2015			019446		
100 0000.121300.15	POAB Deduction Payable	Peace Officers'		640.00				640.00
000138	Riley McLendon, LLC							
I-62723	Riley McLendon, LLC	R	5/15/2015			019447		
100 1530.521200.01	Prof Svcs-Legal	Riley McLendon, LLC		12,500.00				
I-62724	Riley McLendon, LLC	R	5/15/2015			019447		
100 1530.521200.02	Prof Svcs-Litigation	Riley McLendon, LLC		4,530.00				
I-62726	Riley McLendon, LLC	R	5/15/2015			019447		
350 4200.541400.00	Infrastructure	Riley McLendon, LLC		19.38				
I-62727	Riley McLendon, LLC	R	5/15/2015			019447		
350 4200.541400.00	Infrastructure	Riley McLendon, LLC		18.00				17,067.38
000149	AT&T							
I-May 15	AT&T	R	5/15/2015			019448		
100 1535.523200.00	Communications	AT&T		139.96				139.96

VENDOR SET: 01 City of Dunwoody, GA

BANK: 03 Suntrust Disbursement Acc

DATE RANGE: 5/01/2015 THRU 5/31/2015

VENDOR I.D.	NAME	STATUS	CHECK DATE	AMOUNT	DISCOUNT	CHECK NO	CHECK STATUS	CHECK AMOUNT
000150	Fidelity Security Life Insuran							
I-3087402	Fidelity Security Life Insuran	R	5/15/2015			019449		
100 0000.121300.12	EE-Vision Payable		Fidelity Security Li	465.11				465.11
000151	Wolfe, Timothy W.							
I-March-April 2015	Wolfe, Timothy W.	R	5/15/2015			019450		
100 2650.521200.00	Prof Svcs		Wolfe, Timothy W.	2,000.00				2,000.00
000156	Powell, Hugh R							
I-2010	Powell, Hugh R	R	5/15/2015			019451		
100 2650.521200.00	Prof Svcs		Powell, Hugh R	1,800.00				1,800.00
000159	Purchase Power							
I-April 2015	Purchase Power	R	5/15/2015			019452		
100 1110.523200.00	Communications		Purchase Power	13.59				
100 1330.523200.00	Communications		Purchase Power	31.66				
100 1512.523200.00	Communications		Purchase Power	223.48				
100 1516.523200.00	Communications		Purchase Power	1,080.89				
100 1517.523200.00	Communications		Purchase Power	36.65				
100 1530.523200.00	Communications		Purchase Power	13.65				
100 1540.523200.00	Communications		Purchase Power	7.20				
100 2650.523200.00	Communications		Purchase Power	384.10				
100 3200.523200.00	Communications		Purchase Power	128.50				
100 4100.523200.00	Communications		Purchase Power	268.98				
100 7000.523200.00	Communications		Purchase Power	360.98				
100 7500.523200.00	Communications		Purchase Power	5.32				2,555.00
000163	Metro Materials Inc.							
I-39098	Metro Materials Inc.	R	5/15/2015			019453		
100 4200.531100.00	Supplies		Metro Materials Inc.	134.71				
I-39189	Metro Materials Inc.	R	5/15/2015			019453		
100 4200.531100.00	Supplies		Metro Materials Inc.	573.48				708.19
000165	Vulcan Materials Company							
I-21212017678	Vulcan Materials Company	R	5/15/2015			019454		
560 4320.531100.00	Supplies		Vulcan Materials Com	639.75				639.75
000196	Georgia Management Agency, Inc							
I-59008	Georgia Management Agency, Inc	R	5/15/2015			019455		
560 4320.522200.04	Repairs & Maintenance		Georgia Management A	25,552.80				
100 4200.531100.00	Supplies		Georgia Management A	527.59				
100 4100.522200.00	Repairs & Maintenance		Georgia Management A	33,906.60				59,986.99

VENDOR SET: 01 City of Dunwoody, GA
 BANK: 03 Suntrust Disbursement Acc
 DATE RANGE: 5/01/2015 THRU 5/31/2015

VENDOR I.D.	NAME	STATUS	CHECK DATE	AMOUNT	DISCOUNT	CHECK NO	CHECK STATUS	CHECK AMOUNT
000206	Georgia Power							
I-10230-32056/Apr15	Georgia Power	R	5/15/2015			019456		
100 6200.531230.00	Utilities	Georgia Power		100.00				100.00
000206	Georgia Power							
I-12030-46085/April	Georgia Power	R	5/15/2015			019457		
100 6200.531230.00	Utilities	Georgia Power		100.00				100.00
000206	Georgia Power							
I-15158-51225/Apr15	Georgia Power	R	5/15/2015			019458		
100 6200.531230.00	Utilities	Georgia Power		249.49				249.49
000211	GIRMA							
I-224314	GIRMA	R	5/15/2015			019459		
100 0000.113800.00	Prepaid Items	GIRMA		85,173.33				
100 3200.523100.00	Property/Liability Insurance	GIRMA		74,506.00				
100 6200.523100.00	Property/Liability Insurance	GIRMA		13,988.00				
100 1110.523100.00	Property/Liability Insurance	GIRMA		36,417.33				
100 1511.523100.00	Property/Liability Insurance	GIRMA		45,435.34				255,520.00
000228	Wildcat Striping and Sealing C							
I-53369	Wildcat Striping and Sealing C	R	5/15/2015			019460		
350 4200.522200.00	Repairs & Maintenance	Wildcat Striping and		450.00				
I-53403	Wildcat Striping and Sealing C	R	5/15/2015			019460		
350 4200.541400.00	Infrastructure	Wildcat Striping and		1,000.00				1,450.00
000249	Municipal Code Corporation							
I-00255206	Municipal Code Corporation	R	5/15/2015			019461		
100 1330.521200.00	Prof Svcs	Municipal Code Corpo		8,941.09				8,941.09
000269	DeKalb County Georgia							
I-20139132	DeKalb County Georgia	R	5/15/2015			019462		
100 1516.521300.00	Technical Services	DeKalb County Georgi		26,000.00				
I-6305611/April 2015	DeKalb County Georgia	R	5/15/2015			019462		
100 6200.531230.00	Utilities	DeKalb County Georgi		6.49				
I-6305622/April 2015	DeKalb County Georgia	R	5/15/2015			019462		
100 6200.531230.00	Utilities	DeKalb County Georgi		13.84				
I-6305677/April 2015	DeKalb County Georgia	R	5/15/2015			019462		
100 6200.531230.00	Utilities	DeKalb County Georgi		163.13				
I-6668039/May 2015	DeKalb County Georgia	R	5/15/2015			019462		
100 6200.522200.06	R&M-Parks	DeKalb County Georgi		50.00				26,233.46
001023	Victoria Clearfield							
I-April 2015	Victoria Clearfield	R	5/15/2015			019463		
100 2650.521300.00	Technical Svcs	Victoria Clearfield		1,590.00				1,590.00

VENDOR SET: 01 City of Dunwoody, GA
 BANK: 03 Suntrust Disbursement Acc
 DATE RANGE: 5/01/2015 THRU 5/31/2015

VENDOR I.D.	NAME	STATUS	CHECK DATE	AMOUNT	DISCOUNT	CHECK NO	CHECK STATUS	CHECK AMOUNT
001037	Mauldin & Jenkins, LLC							
I-571740	Mauldin & Jenkins, LLC	R	5/15/2015			019464		
100 1512.521200.00	Professional Services	Mauldin & Jenkins,		1,500.00				1,500.00
001086	Schiff Hardin LLP							
I-1998977	Schiff Hardin LLP	R	5/15/2015			019465		
100 1530.521200.01	Prof Svcs-Legal	Schiff Hardin LLP		3,723.40				3,723.40
001097	US Department of Homeland Secu							
I-SAVE-348398	US Department of Homeland Secu	R	5/15/2015			019466		
100 1516.521300.00	Technical Services	US Department of Hom		25.00				25.00
001107	TerraMark							
I-T2015-067-8286	TerraMark	R	5/15/2015			019467		
350 4200.541400.00	Infrastructure	TerraMark		4,100.00				4,100.00
001177	HR Direct GNeil							
I-INV3011822	HR Direct GNeil	R	5/15/2015			019468		
100 1540.531100.00	Supplies	HR Direct GNeil		69.99				
I-INV3011823	HR Direct GNeil	R	5/15/2015			019468		
100 1540.531100.00	Supplies	HR Direct GNeil		69.99				139.98
001229	Miracle Recreation Equipment C							
I-760061	Miracle Recreation Equipment C	R	5/15/2015			019469		
350 6200.541200.00	Site improvements	Miracle Recreation E		225,000.00				225,000.00
001275	LMI Systems, Inc							
I-1059213	LMI Systems, Inc	R	5/15/2015			019470		
100 6200.531100.00	Supplies	LMI Systems, Inc		809.59				
I-1059421	LMI Systems, Inc	R	5/15/2015			019470		
100 6200.522200.06	R&M-Parks	LMI Systems, Inc		19,855.05				
I-1059425	LMI Systems, Inc	R	5/15/2015			019470		
100 6200.531100.00	Supplies	LMI Systems, Inc		757.89				21,422.53
001282	United Maintenance, Inc.							
I-224835	United Maintenance, Inc.	R	5/15/2015			019471		
100 6200.522200.06	R&M-Parks	United Maintenance,		443.77				443.77
001282	United Maintenance, Inc.							
I-224836	United Maintenance, Inc.	R	5/15/2015			019472		
100 6200.522200.06	R&M-Parks	United Maintenance,		200.00				200.00
001282	United Maintenance, Inc.							
I-225163	United Maintenance, Inc.	R	5/15/2015			019473		
100 6200.522200.06	R&M-Parks	United Maintenance,		330.00				330.00

VENDOR SET: 01 City of Dunwoody, GA
 BANK: 03 Suntrust Disbursement Acc
 DATE RANGE: 5/01/2015 THRU 5/31/2015

VENDOR I.D.	NAME	STATUS	CHECK DATE	AMOUNT	DISCOUNT	CHECK NO	CHECK STATUS	CHECK AMOUNT
001316	Lose and Associates							
I-20150428	Lose and Associates	R	5/15/2015			019474		
350 6200.541200.00	Site improvements	Lose and Associates		427.75				427.75
001328	LexisNexis Risk Data Managemen							
I-1502895-20150430	LexisNexis Risk Data Managemen	R	5/15/2015			019475		
100 1511.521300.00	Technical Services	LexisNexis Risk Data		50.00				50.00
001345	JEL Consulting Group, LLC							
I-222	JEL Consulting Group, LLC	R	5/15/2015			019476		
100 7500.521200.00	Professional Services	JEL Consulting Group		2,500.00				2,500.00
001385	Wolverton and Associates, Inc.							
I-40648	Wolverton and Associates, Inc.	R	5/15/2015			019477		
350 4200.541400.00	Infrastructure	Wolverton and Associ		4,956.44				4,956.44
001415	Rite Way							
I-369497	Rite Way	R	5/15/2015			019478		
100 6200.522200.06	R&M-Parks	Rite Way		1,621.32				1,621.32
001430	John Deere Landscapes, Inc							
I-71163697	John Deere Landscapes, Inc	R	5/15/2015			019479		
100 6200.531100.00	Supplies	John Deere Landscape		839.50				
I-71163737	John Deere Landscapes, Inc	R	5/15/2015			019479		
100 6200.522200.06	R&M-Parks	John Deere Landscape		184.50				1,024.00
001444	Kenneth Wickham							
I-5/6/2015	Kenneth Wickham	R	5/15/2015			019480		
100 2650.521200.00	Prof Svcs	Kenneth Wickham		400.00				400.00
001477	Gresham, Smith and Partners							
I-30	Gresham, Smith and Partners	R	5/15/2015			019481		
350 4200.541400.00	Infrastructure	Gresham, Smith and P		8,786.18				8,786.18
001489	Trend Publications, LLC dba Ge							
I-IN-02166	Trend Publications, LLC dba Ge	R	5/15/2015			019482		
100 1570.523300.00	Advertising	Trend Publications,		5,798.00				5,798.00
001492	James Duncan and Associates, I							
I-386-14-09	James Duncan and Associates, I	R	5/15/2015			019483		
100 7000.521200.00	Prof Svcs	James Duncan and Ass		8,363.00				8,363.00
001528	GRT Systems Inc dba N American							
I-109734	GRT Systems Inc dba N American	R	5/15/2015			019484		
100 6200.522200.06	R&M-Parks	GRT Systems Inc dba		207.90				207.90

VENDOR SET: 01 City of Dunwoody, GA
 BANK: 03 Suntrust Disbursement Acc
 DATE RANGE: 5/01/2015 THRU 5/31/2015

VENDOR I.D.	NAME	STATUS	CHECK DATE	AMOUNT	DISCOUNT	CHECK NO	CHECK STATUS	CHECK AMOUNT
001549	Gas South, LLC							
I-May 2015	Gas South, LLC	R	5/15/2015			019485		
100 6200.531230.00	Utilities	Gas South, LLC		979.97				979.97
001565	Georgia Development Partners,							
I-GD169-002	Georgia Development Partners,	R	5/15/2015			019486		
350 4200.541400.00	Infrastructure	Georgia Development		26,234.04				
I-WQ-046-01	Dunwoody Hollow	R	5/15/2015			019486		
560 4320.522200.00	Repairs & Maintenance	Dunwoody Hollow		34,290.28				60,524.32
001597	Joshua B. Crosby							
I-2015 Acctg Conf	Joshua B. Crosby	R	5/15/2015			019487		
100 0000.122500.03	Deferred Rev-Conference	Joshua B. Crosby		3,393.00				3,393.00
001706	F.M. Shelton, Inc.							
I-15805	F.M. Shelton, Inc.	R	5/15/2015			019488		
560 4320.531100.00	Supplies	F.M. Shelton, Inc.		1,831.38				1,831.38
001718	Bisnow LLC							
I-SI-01309	Bisnow LLC	R	5/15/2015			019489		
100 7500.523300.00	Advertising	Bisnow LLC		3,650.00				3,650.00
001719	Perimeter Community Improvemen							
I-PCID 10853 (11)	Perimeter Community Improvemen	R	5/15/2015			019490		
250 4002.522200.12	Repairs & Maintenance - PTO	Perimeter Community		32,640.33				
I-PCID 12876 (2)	Perimeter Community Improvemen	R	5/15/2015			019490		
250 4005.541400.14	Commuter Trail-Infrastructure	Perimeter Community		2,168.79				34,809.12
001724	Testing Engineering & Consulti							
I-6348	Testing Engineering & Consulti	R	5/15/2015			019491		
350 6200.522200.00	Repairs & Maintenance	Testing Engineering		4,590.00				4,590.00
001728	Smith Real Estate							
I-CDR003	Smith Real Estate	R	5/15/2015			019492		
350 4200.541400.00	Infrastructure	Smith Real Estate		3,400.00				3,400.00
001760	IMS Infrastructure Management							
I-14213-5	IMS Infrastructure Management	R	5/15/2015			019493		
100 4200.521200.00	Prof Services	IMS Infrastructure M		3,003.80				3,003.80
001797	Layne Inliner, LLC							
I-1	2777 Fluer De Lis Way	R	5/15/2015			019494		
560 4320.522200.00	Repairs & Maintenance	2777 Fluer De Lis Wa		7,541.22				
I-2	2759 Fountainbleau	R	5/15/2015			019494		
560 4320.522200.00	Repairs & Maintenance	2759 Fountainbleau		41,221.54				
I-3	4677 Sharon Valley Ct	R	5/15/2015			019494		
560 4320.522200.00	Repairs & Maintenance	4677 Sharon Valley C		11,136.30				59,899.06

VENDOR SET: 01 City of Dunwoody, GA

BANK: 03 Suntrust Disbursement Acc

DATE RANGE: 5/01/2015 THRU 5/31/2015

VENDOR I.D.	NAME	STATUS	CHECK DATE	AMOUNT	DISCOUNT	CHECK NO	CHECK STATUS	CHECK AMOUNT
001799	Colliers International - Atlan							
I-May 2015	Colliers International - Atlan	R	5/15/2015			019495		
100 0000.381100.00	Rental Commissions	Colliers Internation		368.67				368.67
001807	Atlanta Paint Disposal, LLC							
I-15182	Atlanta Paint Disposal, LLC	R	5/15/2015			019496		
100 7000.521300.00	Technical Svcs	Atlanta Paint Dispos		5,435.00				5,435.00
001814	PROSHOT CONCRETE, INC.							
I-PS-14-053	4871 COLDSTREAM DRIVE	R	5/15/2015			019497		
560 4320.522200.00	Repairs & Maintenance	4871 COLDSTREAM DRIV		30,111.00				30,111.00
001820	Sharon Dickson, LLC							
I-April 2015	Sharon Dickson, LLC	R	5/15/2015			019498		
100 2650.521200.00	Prof Svcs	Sharon Dickson, LLC		400.00				400.00
001824	Veith Traffic Services, LLC							
I-3011-12	Veith Traffic Services, LLC	R	5/15/2015			019499		
100 4200.522200.03	R&M - Traffic Signals	Veith Traffic Servic		440.00				
I-3030-1	Veith Traffic Services, LLC	R	5/15/2015			019499		
100 4200.522200.03	R&M - Traffic Signals	Veith Traffic Servic		3,300.00				3,740.00
001825	Randstad US LP							
I-R17705606	Randstad US LP	R	5/15/2015			019500		
100 7000.522200.00	Repairs & Maintenance	Randstad US LP		421.58				
100 1517.521300.00	Technical Services	Randstad US LP		325.00				746.58
001841	Ed Castro Landscape, Inc.							
I-Pay App 5	Ed Castro Landscape, Inc.	R	5/15/2015			019501		
350 4200.541400.00	Infrastructure	Ed Castro Landscape,		22,386.00				22,386.00
001861	EmpowerD Wellness							
I-Fit City April 15	EmpowerD Wellness	R	5/15/2015			019502		
100 1540.512900.00	Other Employment Benefits	EmpowerD Wellness		88.88				88.88
001870	Health Point Chiropractic & We							
I-47839267/April 15	Health Point Chiropractic & We	R	5/15/2015			019503		
100 1540.512900.00	Other Employment Benefits	Health Point Chiropr		385.00				385.00
001880	Autaco Development, LLC							
I-1196	Autaco Development, LLC	R	5/15/2015			019504		
100 4200.522200.02	R&M - Street Maintenance	Autaco Development,		1,177.25				
I-1197	Autaco Development, LLC	R	5/15/2015			019504		
100 4200.522200.02	R&M - Street Maintenance	Autaco Development,		2,781.85				
I-1198	Autaco Development, LLC	R	5/15/2015			019504		
100 4200.522200.02	R&M - Street Maintenance	Autaco Development,		5,787.71				
I-1199	Autaco Development, LLC	R	5/15/2015			019504		
100 4200.522200.02	R&M - Street Maintenance	Autaco Development,		1,222.75				
I-1200	Autaco Development, LLC	R	5/15/2015			019504		

VENDOR SET: 01 City of Dunwoody, GA
 BANK: 03 Suntrust Disbursement Acc
 DATE RANGE: 5/01/2015 THRU 5/31/2015

VENDOR I.D.	NAME	STATUS	CHECK DATE	AMOUNT	DISCOUNT	CHECK NO	CHECK STATUS	CHECK AMOUNT
001880	Autaco Development, LLC							
I-1200	Autaco Development, LLC	R	5/15/2015			019504		
100 4200.522200.02	R&M - Street Maintenance	Autaco Development,		9,117.79				
I-1216	Autaco Development, LLC	R	5/15/2015			019504		
100 6200.522200.06	R&M-Parks	Autaco Development,		1,507.29				
I-1217	Autaco Development, LLC	R	5/15/2015			019504		
100 6200.522200.06	R&M-Parks	Autaco Development,		1,503.14				
I-1218	Autaco Development, LLC	R	5/15/2015			019504		
100 6200.522200.06	R&M-Parks	Autaco Development,		24,975.93				
I-1221	Autaco Development, LLC	R	5/15/2015			019504		
100 6200.522200.06	R&M-Parks	Autaco Development,		43,512.00				
I-1222	Autaco Development, LLC	R	5/15/2015			019504		
100 6200.522200.06	R&M-Parks	Autaco Development,		21,504.00				
I-1223	Autaco Development, LLC	R	5/15/2015			019504		
100 6200.522200.06	R&M-Parks	Autaco Development,		3,346.00				116,435.71
001893	Sharp Training & Consulting							
I-5019	Sharp Training & Consulting	R	5/15/2015			019505		
100 3200.523700.00	Education & Training	Sharp Training & Con		850.00				850.00
001897	Jeremy Baker							
I-T-5262494090177	Jeremy Baker	R	5/15/2015			019506		
100 0000.122500.03	Deferred Rev-Conference	Jeremy Baker		188.00				188.00
001898	Integrated Construction & Nobis							
I-Pay App 1	Integrated Construction & Nobis	R	5/15/2015			019507		
350 6200.541200.00	Site improvements	Integrated Construct		16,987.50				
350 6200.541200.00	Site improvements	Integrated Construct		30,217.50				47,205.00
1	Hines Interest, LP							
I-2015 Bus Tax	Hines Interest, LP:	R	5/15/2015			019508		
100 0000.316100.00	Business & Occupation Tax	Hines Interest, LP:		988.53				988.53
1	Atlanta Marriott Perimeter							
I-2015 Bus. Tax	Atlanta Marriott Perimeter:	R	5/15/2015			019509		
100 0000.316100.00	Business & Occupation Tax	Atlanta Marriott Per		90.00				90.00
1	Courtroom Connect Corp							
I-2015 Bus..Tax	Courtroom Connect Corp:	R	5/15/2015			019510		
100 0000.316100.00	Business & Occupation Tax	Courtroom Connect Co		610.09				610.09
1	Sodexo at State Farm-Dunwoody							
I-2015 Occ Tax	Sodexo at State Farm-Dunwoody:	R	5/15/2015			019511		
100 0000.316100.00	Business & Occupation Tax	Sodexo at State Farm		706.21				706.21

VENDOR SET: 01 City of Dunwoody, GA
 BANK: 03 Suntrust Disbursement Acc
 DATE RANGE: 5/01/2015 THRU 5/31/2015

VENDOR I.D.	NAME	STATUS	CHECK DATE	AMOUNT	DISCOUNT	CHECK NO	CHECK STATUS	CHECK AMOUNT
1	Infants of Dunwoody							
I-2015 Occ. Tax.	Infants of Dunwoody:	R	5/15/2015			019512		
100 0000.316100.00	Business & Occupation Tax	Infants of Dunwoody:		104.42				104.42
1	Louis Geneos							
I-Atlanta Dog Jog 5k	Louis Geneos:	R	5/15/2015			019513		
100 0000.127103.00	Special Event Sign Dep Payable	Louis Geneos:		100.00				100.00
1	Bob Mullen							
I-Bob Mullen (2)	Bob Mullen:	R	5/15/2015			019514		
350 4200.541400.00	Infrastructure	Bob Mullen:		30.80				30.80
1	The Coca Cola Company							
I-Bus, Tax 2015	The Coca Cola Company:	R	5/15/2015			019515		
100 0000.316100.00	Business & Occupation Tax	The Coca Cola Compan		54.00				54.00
1	Dana Gravedoni							
I-Dana Gravedoni	Dana Gravedoni:	R	5/15/2015			019516		
100 6200.531100.00	Supplies	Dana Gravedoni:		40.44				40.44
1	Dunwoody Preservation Trust							
I-Lemonade Days	Dunwoody Preservation Trust:	R	5/15/2015			019517		
100 0000.127103.00	Special Event Sign Dep Payable	Debbie Fuse:		400.00				400.00
1	Michael Martynov							
I-Rental Refund	Michael Martynov:	R	5/15/2015			019518		
100 0000.347900.00	Pavilion Rentals	Michael Martynov:		200.00				200.00
1	Marscha Vacirca							
I-Viva La Margarita	Marscha Vacirca:	R	5/15/2015			019519		
100 0000.127103.00	Special Event Sign Dep Payable	Marscha Vacirca:		100.00				100.00
000074	Standard Insurance							
I-June 2015	Standard Insurance	R	5/29/2015			019520		
100 1320.512100.00	Group Insurance	Standard Insurance		207.62				
100 1330.512100.00	Group Insurance	Standard Insurance		106.99				
100 1511.512100.00	Group Insurance	Standard Insurance		162.68				
100 2650.512100.00	Group Insurance	Standard Insurance		173.12				
100 3200.512100.00	Group Insurance	Standard Insurance		4,157.68				
100 4100.512100.00	Group Insurance	Standard Insurance		136.34				4,944.43
000138	Riley McLendon, LLC							
I-62725	Riley McLendon, LLC	R	5/29/2015			019521		
100 2650.521200.03	Prof Svcs-Court Solicitor	Riley McLendon, LLC		8,597.50				8,597.50

VENDOR SET: 01 City of Dunwoody, GA
 BANK: 03 Suntrust Disbursement Acc
 DATE RANGE: 5/01/2015 THRU 5/31/2015

VENDOR I.D.	NAME	STATUS	CHECK DATE	AMOUNT	DISCOUNT	CHECK NO	CHECK STATUS	CHECK AMOUNT
000163	Metro Materials Inc.							
I-39275	Metro Materials Inc.	R	5/29/2015			019522		
100 4200.531100.00	Supplies		Metro Materials Inc.	1,354.06				
I-39418	Metro Materials Inc.	R	5/29/2015			019522		
100 4200.531100.00	Supplies		Metro Materials Inc.	2,409.10				3,763.16
000165	Vulcan Materials Company							
I-21212018358	Vulcan Materials Company	R	5/29/2015			019523		
560 4320.531100.00	Supplies		Vulcan Materials Com	694.25				
I-21212018443	Vulcan Materials Company	R	5/29/2015			019523		
560 4320.531100.00	Supplies		Vulcan Materials Com	694.25				1,388.50
000196	Georgia Management Agency, Inc							
I-59007	Georgia Management Agency, Inc	R	5/29/2015			019524		
100 4200.522200.02	R&M - Street Maintenance		Georgia Management A	300.00				
I-59009	Georgia Management Agency, Inc	R	5/29/2015			019524		
100 4200.522200.02	R&M - Street Maintenance		Georgia Management A	2,649.98				2,949.98
000228	Wildcat Striping and Sealing C							
I-53497	Wildcat Striping and Sealing C	R	5/29/2015			019525		
350 4200.541400.00	Infrastructure		Wildcat Striping and	1,342.00				1,342.00
000229	Sungard Public Sector Inc							
I-99561	Sungard Public Sector Inc	R	5/29/2015			019526		
100 3200.522200.01	Repairs & Maintenance-Software		Sungard Public Secto	57,073.92				57,073.92
000269	DeKalb County Georgia							
I-5986738/Apr 15	DeKalb County Georgia	R	5/29/2015			019527		
100 6200.531230.00	Utilities		DeKalb County Georgi	10.03				
I-6178709/Apr 15	DeKalb County Georgia	R	5/29/2015			019527		
100 6200.531230.00	Utilities		DeKalb County Georgi	48.53				
I-6563314/Apr 15	DeKalb County Georgia	R	5/29/2015			019527		
100 6200.531230.00	Utilities		DeKalb County Georgi	28.99				
I-6563314/May 15	DeKalb County Georgia	R	5/29/2015			019527		
100 4100.531230.00	Electricity		DeKalb County Georgi	10.45				98.00
000300	Smyrna Police Distributors, In							
I-16822	Smyrna Police Distributors, In	R	5/29/2015			019528		
100 3200.531100.03	Supplies-Uniforms		Smyrna Police Distri	825.00				
I-16995	Smyrna Police Distributors, In	R	5/29/2015			019528		
100 3200.531100.03	Supplies-Uniforms		Smyrna Police Distri	362.60				
I-18939	Smyrna Police Distributors, In	R	5/29/2015			019528		
100 3200.531100.03	Supplies-Uniforms		Smyrna Police Distri	103.60				1,291.20

VENDOR SET: 01 City of Dunwoody, GA
 BANK: 03 Suntrust Disbursement Acc
 DATE RANGE: 5/01/2015 THRU 5/31/2015

VENDOR I.D.	NAME	STATUS	CHECK DATE	AMOUNT	DISCOUNT	CHECK NO	CHECK STATUS	CHECK AMOUNT
000331	Tyler Technologies, Inc							
I-025-123565	Tyler Technologies, Inc	R	5/29/2015			019529		
100 1512.522200.00	Repairs & Maintenance	Tyler Technologies,		13,770.34				
I-025-123566	Tyler Technologies, Inc	R	5/29/2015			019529		
100 1512.522200.00	Repairs & Maintenance	Tyler Technologies,		250.00				
I-025-124806	Tyler Technologies, Inc	R	5/29/2015			019529		
100 2650.522200.00	Repairs & Maintenance	Tyler Technologies,		200.00				14,220.34
001045	Specialty Engraving, Inc							
I-245107	Specialty Engraving, Inc	R	5/29/2015			019530		
100 3200.531100.01	Supplies-Explorer Program	Specialty Engraving,		25.00				
I-245769	Specialty Engraving, Inc	R	5/29/2015			019530		
100 3200.531100.01	Supplies-Explorer Program	Specialty Engraving,		75.00				100.00
001187	APG PCE, LLC							
I-PC41-100/June 2015	APG PCE, LLC	R	5/29/2015			019531		
100 0000.123310.00	Abated Rent	APG PCE, LLC		43,724.87				43,724.87
001333	E. Harriman Construction, Inc.							
I-0514-15	E. Harriman Construction, Inc.	R	5/29/2015			019532		
100 6200.522200.06	R&M-Parks	E. Harriman Construc		32,200.00				
I-0518-15	E. Harriman Construction, Inc.	R	5/29/2015			019532		
100 6200.522200.06	R&M-Parks	E. Harriman Construc		1,073.00				33,273.00
001415	Rite Way							
I-370591	Rite Way	R	5/29/2015			019533		
100 6200.522200.06	R&M-Parks	Rite Way		1,621.32				1,621.32
001426	A&A Plumbing							
I-540	A&A Plumbing	R	5/29/2015			019534		
100 6200.522200.06	R&M-Parks	A&A Plumbing		3,780.00				3,780.00
001429	Hardy Chevrolet							
I-119976	Hardy Chevrolet	R	5/29/2015			019535		
350 3200.542000.00	Machinery & Equipment	Hardy Chevrolet		29,005.00				
I-119982	Hardy Chevrolet	R	5/29/2015			019535		
350 3200.542000.00	Machinery & Equipment	Hardy Chevrolet		29,005.00				
I-119983	Hardy Chevrolet	R	5/29/2015			019535		
350 3200.542000.00	Machinery & Equipment	Hardy Chevrolet		29,005.00				
I-119984	Hardy Chevrolet	R	5/29/2015			019535		
350 3200.542000.00	Machinery & Equipment	Hardy Chevrolet		29,005.00				
I-119985	Hardy Chevrolet	R	5/29/2015			019535		
350 3200.542000.00	Machinery & Equipment	Hardy Chevrolet		29,005.00				
I-119986	Hardy Chevrolet	R	5/29/2015			019535		
350 3200.542000.00	Machinery & Equipment	Hardy Chevrolet		29,005.00				
I-119987	Hardy Chevrolet	R	5/29/2015			019535		
350 3200.542000.00	Machinery & Equipment	Hardy Chevrolet		29,005.00				203,035.00

VENDOR SET: 01 City of Dunwoody, GA
 BANK: 03 Suntrust Disbursement Acc
 DATE RANGE: 5/01/2015 THRU 5/31/2015

VENDOR I.D.	NAME	STATUS	CHECK DATE	AMOUNT	DISCOUNT	CHECK NO	CHECK STATUS	CHECK AMOUNT
001444	Kenneth Wickham							
I-5/20/2015	Kenneth Wickham	R	5/29/2015			019536		
100 2650.521200.00	Prof Svcs	Kenneth Wickham		400.00				400.00
001473	Blount Construction Co., Inc.							
I-15-05-02	Asphalt patch Wyntercreek	R	5/29/2015			019537		
100 4200.522200.02	R&M - Street Maintenance	Asphalt patch Wynter		47,309.40				47,309.40
001493	Entek							
I-28577	Entek	R	5/29/2015			019538		
100 1565.522200.00	Repairs & Maintenance	Entek		422.50				422.50
001496	Fisher Broyles							
I-60567	Fisher Broyles	R	5/29/2015			019539		
960 6200.541200.00	Site improvements	Fisher Broyles		1,641.75				1,641.75
001565	Georgia Development Partners,							
I-Pay App 3	Georgia Development Partners,	R	5/29/2015			019540		
350 4200.541400.00	Infrastructure	Georgia Development		52,780.13				52,780.13
001587	SouthernLINC Wireless							
I-4101	SouthernLINC Wireless	R	5/29/2015			019541		
215 3800.523200.00	Communications	SouthernLINC Wireles		1.35				1.35
001636	Carothers & Mitchell, LLC							
I-25222	Carothers & Mitchell, LLC	R	5/29/2015			019542		
100 1530.521200.01	Prof Svcs-Legal	Carothers & Mitchell		1,481.05				1,481.05
001656	De Lage Landen							
I-45803779	De Lage Landen	R	5/29/2015			019543		
100 3200.522300.00	Rentals	De Lage Landen		304.00				304.00
001673	Aerial Innovations of Ga., Inc							
I-45798	Aerial Innovations of Ga., Inc	R	5/29/2015			019544		
100 7000.521300.00	Technical Svcs	Aerial Innovations o		94.50				
I-45876	Aerial Innovations of Ga., Inc	R	5/29/2015			019544		
100 7000.521300.00	Technical Svcs	Aerial Innovations o		94.50				189.00
001712	Mulkey, Inc.							
I-2013032-16	Mulkey, Inc.	R	5/29/2015			019545		
350 4200.541400.00	Infrastructure	Mulkey, Inc.		618.24				
I-2014066.00-9	Mulkey, Inc.	R	5/29/2015			019545		
350 4200.541400.00	Infrastructure	Mulkey, Inc.		1,845.30				2,463.54

VENDOR SET: 01 City of Dunwoody, GA
 BANK: 03 Suntrust Disbursement Acc
 DATE RANGE: 5/01/2015 THRU 5/31/2015

VENDOR I.D.	NAME	STATUS	CHECK DATE	AMOUNT	DISCOUNT	CHECK NO	CHECK STATUS	CHECK AMOUNT
001732	AT&T Mobility II LLC							
I-070155-0215	AT&T Mobility II LLC	R	5/29/2015			019546		
215 3800.523200.00	Communications	AT&T Mobility II LLC		5,100.60				5,100.60
001756	Georgia Snacks							
I-120	Georgia Snacks	R	5/29/2015			019547		
100 1540.512900.00	Other Employment Benefits	Georgia Snacks		800.00				800.00
001787	Optech RWM, LLC							
I-D0415	Optech RWM, LLC	R	5/29/2015			019548		
100 4200.522200.05	R&M - Right of Way Maint	Optech RWM, LLC		1,666.66				
100 6200.522200.06	R&M-Parks	Optech RWM, LLC		32,304.52				33,971.18
001825	Randstad US LP							
I-R17738409	Randstad US LP	R	5/29/2015			019549		
100 7000.522200.00	Repairs & Maintenance	Randstad US LP		729.11				
I-R17770385	Randstad US LP	R	5/29/2015			019549		
100 7000.522200.00	Repairs & Maintenance	Randstad US LP		322.45				1,051.56
001831	CDI-Infrastructure, LLC dba L.							
I-529993	CDI-Infrastructure, LLC dba L.	R	5/29/2015			019550		
215 3800.523200.00	Communications	CDI-Infrastructure,		1,184.00				1,184.00
001834	Pyramid Printing, Inc. dba Mou							
I-38338	Pyramid Printing, Inc. dba Mou	R	5/29/2015			019551		
100 1570.523400.00	Printing and Binding	Pyramid Printing, In		6,972.72				6,972.72
001861	EmpowerD Wellness							
I-May 2015	EmpowerD Wellness	R	5/29/2015			019552		
100 1540.512900.00	Other Employment Benefits	EmpowerD Wellness		1,565.42				1,565.42
001868	American Heritage Life Insuran							
I-19795/May 2015	American Heritage Life Insuran	R	5/29/2015			019553		
100 0000.121300.18	AFLAC Deductions Payable	American Heritage Li		1,894.68				1,894.68
001881	Complete Demolition Services,							
I-Pay App #2	Complete Demolition Services,	R	5/29/2015			019554		
350 6200.522200.00	Repairs & Maintenance	Complete Demolition		130,013.44				130,013.44
001888	GS Construction, Inc.							
I-Pay App #1 Water	GS Construction, Inc.	R	5/29/2015			019555		
350 4200.541400.00	Infrastructure	GS Construction, Inc		27,000.00				
I-Pay App #2 Road	GS Construction, Inc.	R	5/29/2015			019555		
350 4200.541400.00	Infrastructure	GS Construction, Inc		13,567.50				
I-Pay App #2 Water	GS Construction, Inc.	R	5/29/2015			019555		
350 4200.541400.00	Infrastructure	GS Construction, Inc		121,059.00				161,626.50

VENDOR SET: 01 City of Dunwoody, GA
 BANK: 03 Suntrust Disbursement Acc
 DATE RANGE: 5/01/2015 THRU 5/31/2015

VENDOR I.D.	NAME	STATUS	CHECK DATE	AMOUNT	DISCOUNT	CHECK NO	CHECK STATUS	CHECK AMOUNT
001899	EasyVote Solutions, LLC							
I-INV-15509	EasyVote Solutions, LLC	R	5/29/2015			019556		
100 1330.522200.00	Repairs & Maintenance	EasyVote Solutions,		2,500.00				2,500.00
1	LECC c/o GACP							
I-R. Parsons	LECC c/o GACP:	R	5/29/2015			019557		
100 3200.523700.00	Education & Training	LECC c/o GACP:		25.00				25.00
1	Chinwe Oparaocha							
I-Rent Refund	Chinwe Oparaocha:	R	5/29/2015			019558		
100 0000.347900.00	Pavilion Rentals	Chinwe Oparaocha:		200.00				200.00

* * T O T A L S * *	NO	INVOICE AMOUNT	DISCOUNTS	CHECK AMOUNT
REGULAR CHECKS:	176	2,541,586.53	0.00	2,541,586.53
HAND CHECKS:	0	0.00	0.00	0.00
DRAFTS:	16	532,500.27	0.00	532,500.27
EFT:	0	0.00	0.00	0.00
NON CHECKS:	0	0.00	0.00	0.00
VOID CHECKS:	0	VOID DEBITS 0.00		
		VOID CREDITS 0.00	0.00	0.00

TOTAL ERRORS: 0

** G/L ACCOUNT TOTALS **

G/L ACCOUNT	NAME	AMOUNT
100 0000.113800.00	Prepaid Items	85,173.33
100 0000.115300.01	State of the City	1,888.94
100 0000.121110.00	PCard A/P Control	78,461.31
100 0000.121300.12	EE-Vision Payable	465.11
100 0000.121300.15	POAB Deduction Payable	640.00
100 0000.121300.16	Flex Spending Ded Payable	3,134.45
100 0000.121300.18	AFLAC Deductions Payable	3,789.36
100 0000.122500.03	Deferred Rev-Conference	3,581.00
100 0000.123310.00	Abated Rent	87,449.74
100 0000.127103.00	Special Event Sign Dep Payable	600.00
100 0000.316100.00	Business & Occupation Tax	2,597.50
100 0000.347900.00	Pavilion Rentals	400.00
100 0000.381100.00	Rental Commissions	368.67
100 1110.512100.00	Group Insurance	4,144.13
100 1110.523100.00	Property/Liability Insurance	36,417.33
100 1110.523200.00	Communications	116.57
100 1110.523600.00	Dues & Fees	500.00

VENDOR SET: 01 City of Dunwoody, GA
 BANK: 03 Suntrust Disbursement Acc
 DATE RANGE: 5/01/2015 THRU 5/31/2015

** G/L ACCOUNT TOTALS **

G/L ACCOUNT	NAME	AMOUNT
100 1320.512100.00	Group Insurance	2,101.34
100 1320.523200.00	Communications	136.74
100 1330.512100.00	Group Insurance	1,360.19
100 1330.521200.00	Prof Svcs	8,941.09
100 1330.522200.00	Repairs & Maintenance	2,500.00
100 1330.523200.00	Communications	122.65
100 1330.523500.00	Travel	37.84
100 1511.512100.00	Group Insurance	2,017.10
100 1511.521100.01	Official/Admin Svcs	112,366.58
100 1511.521200.00	Professional Services	2,583.32
100 1511.521300.00	Technical Services	50.00
100 1511.523100.00	Property/Liability Insurance	45,435.34
100 1511.523200.00	Communications	97.20
100 1511.531300.00	Food	120.00
100 1512.521200.00	Professional Services	2,517.20
100 1512.522200.00	Repairs & Maintenance	34,600.24
100 1512.523200.00	Communications	223.48
100 1516.521300.00	Technical Services	26,050.00
100 1516.523200.00	Communications	1,080.89
100 1517.521300.00	Technical Services	325.00
100 1517.523200.00	Communications	36.65
100 1530.521200.01	Prof Svcs-Legal	17,704.45
100 1530.521200.02	Prof Svcs-Litigation	4,530.00
100 1530.523200.00	Communications	13.65
100 1535.521100.01	Official/Admin Svcs	38,173.50
100 1535.523200.00	Communications	275.80
100 1540.512900.00	Other Employment Benefits	4,404.72
100 1540.521300.00	Technical Services	464.00
100 1540.523200.00	Communications	7.20
100 1540.531100.00	Supplies	139.98
100 1565.522200.00	Repairs & Maintenance	1,243.00
100 1565.522300.00	Rentals	733.00
100 1565.531230.00	Electricity	1,730.36
100 1570.521100.01	Official/Admin Svcs	25,662.75
100 1570.523300.00	Advertising	5,798.00
100 1570.523400.00	Printing and Binding	10,862.18
100 2650.512100.00	Group Insurance	2,036.62
100 2650.521200.00	Prof Svcs	7,400.00
100 2650.521200.03	Prof Svcs-Court Solicitor	16,247.50
100 2650.521200.04	Prof Svcs-Public Defender	860.00
100 2650.521300.00	Technical Svcs	1,590.00
100 2650.522200.00	Repairs & Maintenance	400.00
100 2650.523200.00	Communications	444.82
100 2650.523500.00	Travel	385.39
100 3200.512100.00	Group Insurance	77,141.82
100 3200.521200.00	Prof Svcs	276.00

VENDOR SET: 01 City of Dunwoody, GA
 BANK: 03 Suntrust Disbursement Acc
 DATE RANGE: 5/01/2015 THRU 5/31/2015

** G/L ACCOUNT TOTALS **

G/L ACCOUNT	NAME	AMOUNT
100 3200.521300.00	Technical Svcs	24.63
100 3200.522200.01	Repairs & Maintenance-Software	57,073.92
100 3200.522300.00	Rentals	608.00
100 3200.523100.00	Property/Liability Insurance	74,506.00
100 3200.523200.00	Communications	6,173.00
100 3200.523600.00	Dues & Fees	475.00
100 3200.523700.00	Education & Training	875.00
100 3200.531100.00	Supplies-General	28.50
100 3200.531100.01	Supplies-Explorer Program	100.00
100 3200.531100.03	Supplies-Uniforms	1,291.20
100 3200.531270.00	Gasoline	1,117.99
100 4100.512100.00	Group Insurance	1,964.42
100 4100.521100.01	Official/Admin Svcs	18,750.00
100 4100.521200.00	Prof Svcs	225.00
100 4100.521200.10	Tree Fund Expenses	490.00
100 4100.522200.00	Repairs & Maintenance	70,042.35
100 4100.523200.00	Communications	367.71
100 4100.531230.00	Electricity	37,538.93
100 4200.521200.00	Prof Services	3,003.80
100 4200.522200.02	R&M - Street Maintenance	73,931.98
100 4200.522200.03	R&M - Traffic Signals	17,416.63
100 4200.522200.05	R&M - Right of Way Maint	2,487.16
100 4200.531100.00	Supplies	7,064.75
100 6200.521100.01	Official/Admin Svcs	16,900.00
100 6200.522200.06	R&M-Parks	222,421.34
100 6200.523100.00	Property/Liability Insurance	13,988.00
100 6200.523200.00	Communications	38.01
100 6200.531100.00	Supplies	4,156.36
100 6200.531230.00	Utilities	8,591.10
100 7000.521100.01	Official/Admin Svcs	132,250.00
100 7000.521200.00	Prof Svcs	81,336.88
100 7000.521300.00	Technical Svcs	5,624.00
100 7000.522200.00	Repairs & Maintenance	2,429.87
100 7000.523200.00	Communications	360.98
100 7500.521200.00	Professional Services	2,500.00
100 7500.523200.00	Communications	5.32
100 7500.523300.00	Advertising	3,650.00
	*** FUND TOTAL ***	1,640,762.86
215 3800.523200.00	Communications	13,087.15
215 3800.571000.00	Intergovernmental-E911	93,750.00
	*** FUND TOTAL ***	106,837.15
250 4002.522200.12	Repairs & Maintenance - PTO	32,640.33
250 4005.541400.14	Commuter Trail-Infrastructure	2,168.79
	*** FUND TOTAL ***	34,809.12

VENDOR SET: 01 City of Dunwoody, GA
 BANK: 03 Suntrust Disbursement Acc
 DATE RANGE: 5/01/2015 THRU 5/31/2015

** G/L ACCOUNT TOTALS **

G/L ACCOUNT	NAME	AMOUNT
350 3200.542000.00	Machinery & Equipment	203,035.00
350 4200.522200.00	Repairs & Maintenance	450.00
350 4200.541400.00	Infrastructure	369,407.92
350 6200.522200.00	Repairs & Maintenance	136,723.84
350 6200.541200.00	Site improvements	275,226.35
	*** FUND TOTAL ***	984,843.11
560 4320.521100.01	Official/Admin Svcs	8,333.17
560 4320.522200.00	Repairs & Maintenance	260,650.21
560 4320.522200.04	Repairs & Maintenance	25,552.80
560 4320.531100.00	Supplies	7,216.38
	*** FUND TOTAL ***	301,752.56
960 6200.541200.00	Site improvements	5,082.00
	*** FUND TOTAL ***	5,082.00

VENDOR SET:	BANK:	TOTALS:	NO	INVOICE AMOUNT	DISCOUNTS	CHECK AMOUNT
01	03		192	3,074,086.80	0.00	3,074,086.80
	03		192	3,074,086.80	0.00	3,074,086.80

VENDOR SET: 01 City of Dunwoody, GA
 BANK: 05 Suntrust Municipal Court
 DATE RANGE: 5/01/2015 THRU 5/31/2015

VENDOR I.D.	NAME	STATUS	CHECK DATE	AMOUNT	DISCOUNT	CHECK NO	CHECK STATUS	CHECK AMOUNT
000115	DeKalb County Jail							
I-March 2015	DeKalb County Jail	R	5/01/2015			203171		
745 0000.121800.00	Due to State Agencies	DeKalb County Jail		12.32				12.32
000116	DeKalb County Finance Dept.							
I-March 2015	DeKalb County Finance Dept.	R	5/01/2015			203172		
745 0000.121800.00	Due to State Agencies	DeKalb County Financ		6,190.27				6,190.27
000118	Peace Officers'							
I-Mar 2015	Peace Officers'	R	5/01/2015			203173		
745 0000.121800.00	Due to State Agencies	Peace Officers'		6,381.70				6,381.70
000146	GSCCCA							
I-March 2015	GSCCCA	R	5/01/2015			203174		
745 0000.121800.00	Due to State Agencies	GSCCCA		27,162.96				27,162.96
000278	DeKalb State Court							
I-D000042411	DeKalb State Court	R	5/01/2015			203175		
745 0000.121500.01	Jail Bonds Payable	DeKalb State Court		350.00				350.00
000278	DeKalb State Court							
I-D00041053	DeKalb State Court	R	5/01/2015			203176		
745 0000.121500.01	Jail Bonds Payable	DeKalb State Court		400.00				400.00
000278	DeKalb State Court							
I-D00042447-48	DeKalb State Court	R	5/01/2015			203177		
745 0000.121500.01	Jail Bonds Payable	DeKalb State Court		1,580.00				1,580.00
000278	DeKalb State Court							
I-D00042482	DeKalb State Court	R	5/01/2015			203178		
745 0000.121500.01	Jail Bonds Payable	DeKalb State Court		350.00				350.00
000278	DeKalb State Court							
I-D00042850	DeKalb State Court	R	5/01/2015			203179		
745 0000.121500.01	Jail Bonds Payable	DeKalb State Court		400.00				400.00
000278	DeKalb State Court							
I-D00042865	DeKalb State Court	R	5/01/2015			203180		
745 0000.121500.01	Jail Bonds Payable	DeKalb State Court		350.00				350.00
001062	DeKalb Co Drug Abuse Treatment							
I-March 2015	DeKalb Co Drug Abuse Treatment	R	5/01/2015			203181		
745 0000.121800.00	Due to State Agencies	DeKalb Co Drug Abuse		2,272.19				2,272.19

VENDOR SET: 01 City of Dunwoody, GA
 BANK: 05 Suntrust Municipal Court
 DATE RANGE: 5/01/2015 THRU 5/31/2015

VENDOR I.D.	NAME	STATUS	CHECK DATE	AMOUNT	DISCOUNT	CHECK NO	CHECK STATUS	CHECK AMOUNT
1	STOUTAMIRE, WILLIAM DAVID							
I-000201504232817	STOUTAMIRE, WILLIAM DAVID:	R	5/01/2015			203182		
745 0000.121500.01	Jail Bonds Payable	Bond Refund:D0004197		222.00				222.00
1	DIXON, TERRY							
I-000201504232818	DIXON, TERRY:	R	5/01/2015			203183		
745 0000.121500.01	Jail Bonds Payable	Bond Refund:D0003737		730.00				730.00
1	HERRING, NANCY ABERCROMBIE							
I-000201504232819	HERRING, NANCY ABERCROMBIE:	R	5/01/2015			203184		
745 0000.121500.01	Jail Bonds Payable	Bond Refund:D0003867		1,320.00				1,320.00
1	HAMMER, KENNETH J							
I-000201504232820	HAMMER, KENNETH J:	R	5/01/2015			203185		
745 0000.121500.01	Jail Bonds Payable	Bond Refund:D0004093		230.00				230.00
1	VILLELA, MICHAEL JOSEPH							
I-000201504232821	VILLELA, MICHAEL JOSEPH:	R	5/01/2015			203186		
745 0000.121500.01	Jail Bonds Payable	Bond Refund:D0004103		200.00				
745 0000.121500.01	Jail Bonds Payable	Bond Refund:D0004103		730.00				930.00
1	WORTHAM, CHRISTOPHER B							
I-000201504232822	WORTHAM, CHRISTOPHER B:	R	5/01/2015			203187		
745 0000.121500.01	Jail Bonds Payable	Bond Refund:D0004135		290.00				290.00
1	MALDONADO ALMARAL, SANDRA L							
I-000201504232823	MALDONADO ALMARAL, SANDRA L:	R	5/01/2015			203188		
745 0000.121500.01	Jail Bonds Payable	Bond Refund:D0004148		908.00				908.00
1	DURAN-BARROSO, JAVIER							
I-000201504232824	DURAN-BARROSO, JAVIER:	R	5/01/2015			203189		
745 0000.121500.01	Jail Bonds Payable	Bond Refund:D0004169		805.00				805.00
1	BRIGHT, EBONY C							
I-000201504232825	BRIGHT, EBONY C:	R	5/01/2015			203190		
745 0000.121500.01	Jail Bonds Payable	Bond Refund:D0004254		350.00				350.00
1	MITCHELL, GRACE JUNE							
I-000201504232827	MITCHELL, GRACE JUNE:	R	5/01/2015			203191		
745 0000.121500.01	Jail Bonds Payable	Bond Refund:D0004264		1,460.00				1,460.00
1	WHITE, KIMBERLY							
I-000201504232828	WHITE, KIMBERLY:	R	5/01/2015			203192		
745 0000.121500.01	Jail Bonds Payable	Bond Refund:D0004269		350.00				350.00

VENDOR SET: 01 City of Dunwoody, GA
 BANK: 05 Suntrust Municipal Court
 DATE RANGE: 5/01/2015 THRU 5/31/2015

VENDOR I.D.	NAME	STATUS	CHECK DATE	AMOUNT	DISCOUNT	CHECK NO	CHECK STATUS	CHECK AMOUNT
1	FREEMAN, ROBERT M							
I-000201504232829	FREEMAN, ROBERT M:	R	5/01/2015			203193		
745 0000.121500.01	Jail Bonds Payable	Bond Refund:D0004279		100.00				100.00
1	CLAWSON, JOANNESSA ANN							
I-000201504232830	CLAWSON, JOANNESSA ANN:	R	5/01/2015			203194		
745 0000.121500.01	Jail Bonds Payable	Bond Refund:D0004284		350.00				350.00
1	CHAVIS, SARAH E							
I-000201504232831	CHAVIS, SARAH E:	R	5/01/2015			203195		
745 0000.121500.01	Jail Bonds Payable	Bond Refund:D0004292		125.00				
745 0000.121500.01	Jail Bonds Payable	Bond Refund:D0004292		730.00				855.00
1	WOODIE, ANNE REBECCA							
I-000201504232832	WOODIE, ANNE REBECCA:	R	5/01/2015			203196		
745 0000.121500.01	Jail Bonds Payable	Bond Refund:D0004322		350.00				350.00
1	NESBY, EMON							
I-000201504232833	NESBY, EMON:	R	5/01/2015			203197		
745 0000.121500.01	Jail Bonds Payable	Bond Refund:D0004246		350.00				350.00
1	CAMPBELL, STEPHANIE							
I-000201504232834	CAMPBELL, STEPHANIE:	R	5/01/2015			203198		
745 0000.121500.01	Jail Bonds Payable	Bond Refund:D0000537		400.00				400.00
1	ONYEKWU, ADAOBI							
I-000201505082836	ONYEKWU, ADAOBI:	R	5/15/2015			203199		
745 0000.121500.01	Jail Bonds Payable	Bond Refund:D0000835		350.00				350.00
1	MACHA, RAGHAVENDRA R							
I-000201505082837	MACHA, RAGHAVENDRA R:	R	5/15/2015			203200		
745 0000.121500.01	Jail Bonds Payable	Bond Refund:D0004287		178.00				178.00
1	GIANNOKOSTAS, GREGORY G							
I-000201505082838	GIANNOKOSTAS, GREGORY G:	R	5/15/2015			203201		
745 0000.121500.01	Jail Bonds Payable	Bond Refund:D0004283		50.00				50.00
1	MACMASTER, DEBORAH							
I-000201505082839	MACMASTER, DEBORAH:	R	5/15/2015			203202		
745 0000.121500.01	Jail Bonds Payable	Bond Refund:D0003921		750.00				
745 0000.121500.01	Jail Bonds Payable	Bond Refund:D0003921		500.00				
745 0000.121500.01	Jail Bonds Payable	Bond Refund:D0003921		950.00				2,200.00

VENDOR SET: 01 City of Dunwoody, GA
 BANK: 05 Suntrust Municipal Court
 DATE RANGE: 5/01/2015 THRU 5/31/2015

VENDOR I.D.	NAME	STATUS	CHECK DATE	AMOUNT	DISCOUNT	CHECK NO	CHECK STATUS	CHECK AMOUNT
1	DOETZL, JOSEPH							
I-000201505082840	DOETZL, JOSEPH:	R	5/15/2015			203203		
745 0000.121500.01	Jail Bonds Payable	Bond Refund:D0004152		350.00				350.00
1	STEPHENS, CHRISTIE							
I-000201505082841	STEPHENS, CHRISTIE:	R	5/15/2015			203204		
745 0000.121500.01	Jail Bonds Payable	Bond Refund:D0004187		350.00				350.00
1	ANDERSON, MARVIN							
I-000201505082842	ANDERSON, MARVIN:	R	5/15/2015			203205		
745 0000.121500.01	Jail Bonds Payable	Bond Refund:D0004255		350.00				350.00
1	NEWKIRK, LATAYVIA CHARITY							
I-000201505082843	NEWKIRK, LATAYVIA CHARITY:	R	5/15/2015			203206		
745 0000.121500.01	Jail Bonds Payable	Bond Refund:D0004301		350.00				350.00
1	BIZARROQUE, ALISON DIANE							
I-000201505082844	BIZARROQUE, ALISON DIANE:	R	5/15/2015			203207		
745 0000.121500.01	Jail Bonds Payable	Bond Refund:D0004305		1,328.00				1,328.00
1	STROUD, ZACHARY F							
I-000201505082845	STROUD, ZACHARY F:	R	5/15/2015			203208		
745 0000.121500.01	Jail Bonds Payable	Bond Refund:22038		350.00				350.00
1	BURNS, PHYLLIS G							
I-000201505082846	BURNS, PHYLLIS G:	R	5/15/2015			203209		
745 0000.121500.01	Jail Bonds Payable	Bond Refund:D0004326		75.00				75.00
1	POTTER, JAMES DANIEL							
I-000201505082847	POTTER, JAMES DANIEL:	R	5/15/2015			203210		
745 0000.121500.01	Jail Bonds Payable	Bond Refund:D0004335		365.00				365.00
1	SHEFFIELD, KIMBERLY L							
I-000201505082848	SHEFFIELD, KIMBERLY L:	R	5/15/2015			203211		
745 0000.121500.01	Jail Bonds Payable	Bond Refund:D0004344		300.00				300.00
1	Dionne Coer							
I-Dionne Coer	Dionne Coer:	R	5/15/2015			203212		
745 0000.121500.01	Jail Bonds Payable	Dionne Coer:		400.00				400.00
000278	DeKalb State Court							
I-D00038425	DeKalb State Court	R	5/29/2015			203213		
745 0000.121500.01	Jail Bonds Payable	DeKalb State Court		2,200.00				2,200.00

VENDOR SET: 01 City of Dunwoody, GA
 BANK: 05 Suntrust Municipal Court
 DATE RANGE: 5/01/2015 THRU 5/31/2015

VENDOR I.D.	NAME	STATUS	CHECK DATE	AMOUNT	DISCOUNT	CHECK NO	CHECK STATUS	CHECK AMOUNT
000278	DeKalb State Court							
I-D00039450	DeKalb State Court	R	5/29/2015			203214		
745 0000.121500.01	Jail Bonds Payable	DeKalb State Court		350.00				350.00
000278	DeKalb State Court							
I-D00043802	DeKalb State Court	R	5/29/2015			203215		
745 0000.121500.01	Jail Bonds Payable	DeKalb State Court		350.00				350.00
1	CLARK, TAKEYA P							
I-000201505222851	CLARK, TAKEYA P:	R	5/29/2015			203216		
745 0000.121500.01	Jail Bonds Payable	Bond Refund:D0004192		530.00				530.00
1	JONES, CHRISTOPHER MATHIS							
I-000201505222852	JONES, CHRISTOPHER MATHIS:	R	5/29/2015			203217		
745 0000.121500.01	Jail Bonds Payable	Bond Refund:D0004151		350.00				350.00
1	REYES, RAUL A							
I-000201505222853	REYES, RAUL A:	R	5/29/2015			203218		
745 0000.121500.01	Jail Bonds Payable	Bond Refund:D0004196		908.00				
745 0000.121500.01	Jail Bonds Payable	Bond Refund:D0004196		730.00				
745 0000.121500.01	Jail Bonds Payable	Bond Refund:D0004196		730.00CR				908.00
1	HAND, KERRY E							
I-000201505222854	HAND, KERRY E:	R	5/29/2015			203219		
745 0000.121500.01	Jail Bonds Payable	Bond Refund:D0004247		300.00				300.00
1	FRAZIER, LAPORSHA DENAE							
I-000201505222855	FRAZIER, LAPORSHA DENAE:	R	5/29/2015			203220		
745 0000.121500.01	Jail Bonds Payable	Bond Refund:D0004273		350.00				350.00
1	WILLIAMS, DENNIS							
I-000201505222856	WILLIAMS, DENNIS:	R	5/29/2015			203221		
745 0000.121500.01	Jail Bonds Payable	Bond Refund:D0004312		350.00				350.00
1	ANDERSON, KIMBRA							
I-000201505222857	ANDERSON, KIMBRA:	R	5/29/2015			203222		
745 0000.121500.01	Jail Bonds Payable	Bond Refund:D0004353		200.00				200.00
1	BELTRAN, ERASMO							
I-000201505222858	BELTRAN, ERASMO:	R	5/29/2015			203223		
745 0000.121500.01	Jail Bonds Payable	Bond Refund:D0004367		75.00				75.00
1	MURRAIN, DEBRA							
I-000201505222859	MURRAIN, DEBRA:	R	5/29/2015			203224		
745 0000.121500.01	Jail Bonds Payable	Bond Refund:D0004372		350.00				350.00

VENDOR SET: 01 City of Dunwoody, GA
BANK: 05 Suntrust Municipal Court
DATE RANGE: 5/01/2015 THRU 5/31/2015

VENDOR I.D.	NAME	STATUS	CHECK DATE	AMOUNT	DISCOUNT	CHECK NO	CHECK STATUS	CHECK AMOUNT
1	LEIVA FAJARDO, JAIME A							
I-000201505222860	LEIVA FAJARDO, JAIME A:	R	5/29/2015			203225		
745 0000.121500.01	Jail Bonds Payable		Bond Refund:D0004384	75.00				75.00
1	GUTIERREZ NUNEZ, URIEL J							
I-000201505222861	GUTIERREZ NUNEZ, URIEL J:	R	5/29/2015			203226		
745 0000.121500.01	Jail Bonds Payable		Bond Refund:D0004383	330.00				330.00
1	HADERLEIN, ROBERT							
I-000201505222862	HADERLEIN, ROBERT:	R	5/29/2015			203227		
745 0000.121500.01	Jail Bonds Payable		Bond Refund:D0004420	150.00				150.00
1	JOHNSON, SHERRY							
I-000201505222863	JOHNSON, SHERRY:	R	5/29/2015			203228		
745 0000.121500.01	Jail Bonds Payable		Bond Refund:D0000748	730.00				730.00
1	Derek R. Porter							
I-Derek Porter	Derek R. Porter:	R	5/29/2015			203229		
745 0000.121500.01	Jail Bonds Payable		Derek R. Porter:	730.00				730.00

* * T O T A L S * *	NO	INVOICE AMOUNT	DISCOUNTS	CHECK AMOUNT
REGULAR CHECKS:	59	70,773.44	0.00	70,773.44
HAND CHECKS:	0	0.00	0.00	0.00
DRAFTS:	0	0.00	0.00	0.00
EFT:	0	0.00	0.00	0.00
NON CHECKS:	0	0.00	0.00	0.00
VOID CHECKS:	0	VOID DEBITS 0.00		
		VOID CREDITS 0.00	0.00	0.00

TOTAL ERRORS: 0

** G/L ACCOUNT TOTALS **

G/L ACCOUNT	NAME	AMOUNT
745 0000.121500.01	Jail Bonds Payable	28,754.00
745 0000.121800.00	Due to State Agencies	42,019.44
	*** FUND TOTAL ***	70,773.44

VENDOR SET: 01	BANK: 05	TOTALS:	NO	INVOICE AMOUNT	DISCOUNTS	CHECK AMOUNT
			59	70,773.44	0.00	70,773.44
BANK: 05	TOTALS:		59	70,773.44	0.00	70,773.44

VENDOR SET: 01 City of Dunwoody, GA
BANK: 06 PNC Municipal Court Cash
DATE RANGE: 5/01/2015 THRU 5/31/2015

VENDOR I.D.	NAME	STATUS	CHECK DATE	AMOUNT	DISCOUNT	CHECK NO	CHECK STATUS	CHECK AMOUNT
001168	City of Dunwoody							
I-April 2015	City of Dunwoody	R	5/15/2015			000025		
745 0000.121900.01	Due to Other Funds-100 (SYS)	City of Dunwoody		19,272.71				19,272.71

* * T O T A L S * *	NO	INVOICE AMOUNT	DISCOUNTS	CHECK AMOUNT
REGULAR CHECKS:	1	19,272.71	0.00	19,272.71
HAND CHECKS:	0	0.00	0.00	0.00
DRAFTS:	0	0.00	0.00	0.00
EFT:	0	0.00	0.00	0.00
NON CHECKS:	0	0.00	0.00	0.00
VOID CHECKS:	0	VOID DEBITS 0.00		
		VOID CREDITS 0.00	0.00	0.00

TOTAL ERRORS: 0

** G/L ACCOUNT TOTALS **

G/L ACCOUNT	NAME	AMOUNT
745 0000.121900.01	Due to Other Funds-100 (SYS)	19,272.71
	*** FUND TOTAL ***	19,272.71

VENDOR SET: 01	BANK: 06	TOTALS:	NO	INVOICE AMOUNT	DISCOUNTS	CHECK AMOUNT
			1	19,272.71	0.00	19,272.71
BANK: 06	TOTALS:		1	19,272.71	0.00	19,272.71
REPORT TOTALS:			255	3,192,212.83	0.00	3,192,212.83

SELECTION CRITERIA

VENDOR SET: 01-City of Dunwoody
VENDOR: ALL
BANK CODES: All
FUNDS: All

CHECK SELECTION

CHECK RANGE: 000000 THRU 999999
DATE RANGE: 5/01/2015 THRU 5/31/2015
CHECK AMOUNT RANGE: 0.00 THRU 999,999,999.99
INCLUDE ALL VOIDS: YES

PRINT OPTIONS

SEQUENCE: CHECK NUMBER

PRINT TRANSACTIONS: YES
PRINT G/L: YES
UNPOSTED ONLY: NO
EXCLUDE UNPOSTED: YES
MANUAL ONLY: NO
STUB COMMENTS: NO
REPORT FOOTER: NO
CHECK STATUS: NO
PRINT STATUS: * - All
