

MEMORANDUM

To: Mayor and City Council
From: Chris Pike, Finance Director
Date: December 31, 2015
Subject: **YTD Financial Report for November 2015**


Following are the financial highlights for through November 30, 2015. Overall revenues are above budget led by building permits with the State Farm project. Hotel taxes are also strong this year with revenue coming in at a record high for July. On the negative side, occupation taxes (aka business licenses) continue to remain off last year's pace and will likely finish the year there. The digest rose just slightly. The negative year-to-date prior to this month's revenue also reflects the homestead freeze tax refunds. The surplus for the year is attributable to prior year taxes collected in arrears. Court revenues are 84% of year-to-date budget.

Expenses are as expected. Police present a budget surplus do to a tight control on overtime as well as vacancies and attrition savings above the 2% budgeted. DPD is almost back to full employment. The DPD surplus represents 89% of the citywide expenditure surplus.

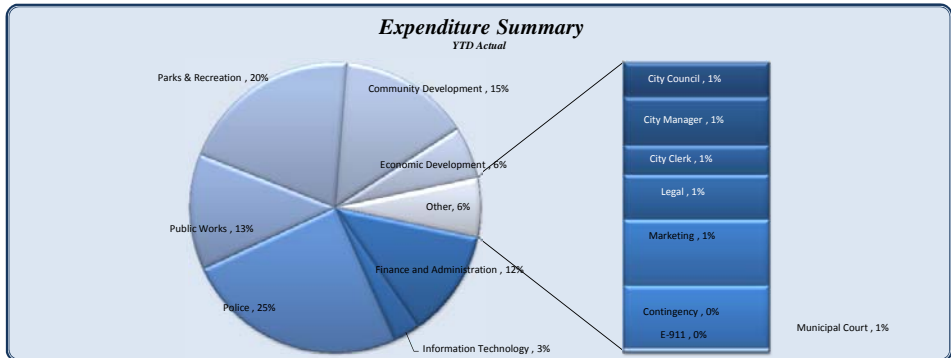
As Finance Director, I have reviewed this report. I am not aware of any material untrue statements or material omission; nor do I consider anything misleading. The financial statements and related information fairly present the financial condition and the results in all material respects. Management is responsible for internal controls and periodically evaluates these internal controls. No deficiencies in internal controls were discovered.

City of Dunwoody
YTD Statement of Revenues and
Expenses Through November 30, 2015

Revenues & Resources	Total Annual			YTD Variance (\$ '000)	YTD Variance (% of YTD Budget)	Prior YTD Actual	Flux (Diff from Prior Year)
	Budget	YTD Budget	YTD Actual				
Taxes	17,465,000	14,553,750	15,234,217	680	105%	14,929,840	304,377
Licenses & Permits	2,470,005	2,299,588	3,778,487	1,479	164%	1,627,078	2,151,409
Intergovernmental Revenues	4,000,000	4,000,000	4,000,000	-	100%	3,000	3,997,000
Other Charges for Services	408,000	402,917	508,678	106	126%	486,402	22,276
Fines & Forfeitures	1,500,000	1,372,500	1,158,937	(214)	84%	1,350,585	(191,649)
Investment Income	20,000	18,333	3,293	(15)	18%	4,417	(1,124)
Contributions & Donations from Private Sources	19,935	15,185	24,069	9	159%	54,814	(30,745)
Miscellaneous Revenue	213,000	195,250	454,887	260	233%	247,910	206,977
Other Financing Sources	1,150,000	1,150,000	1,055,422	(95)	92%	650,000	405,422
Use of Prior Year Reserves	1,240,099	1,070,099	1,220,099	150	114%	-	1,220,099
Total Revenues & Resources	28,486,039	25,077,622	27,438,089	2,360	109%	19,354,046	8,084,043



Expenditures	Total Annual			Variance (\$ '000)	Variance (% of YTD Budget)	Prior YTD Actual	Flux (Diff from Prior Year)
	Budget	YTD Budget	YTD Actual				
City Council	237,316	221,017	199,740	21	90%	192,324	(7,417)
City Manager	367,566	335,877	276,419	59	82%	224,005	(52,414)
City Clerk	247,778	229,777	167,590	62	73%	142,769	(24,821)
Legal	385,000	357,917	256,536	101	72%	298,007	41,471
Finance and Administration	3,483,553	3,209,385	3,041,958	167	95%	2,274,630	(767,328)
Information Technology	866,573	780,339	769,226	11	99%	665,700	(103,526)
Marketing	490,294	449,436	378,146	71	84%	409,700	31,554
Municipal Court	609,022	558,771	361,035	198	65%	404,628	43,593
Police	7,446,801	6,731,706	6,270,469	461	93%	5,341,987	(928,483)
E-911	73,300	72,192	26,678	46	37%	-	(26,678)
Public Works	3,621,439	3,158,890	3,281,600	(123)	104%	4,879,169	1,597,568
Parks & Recreation	5,619,167	5,461,298	5,136,662	325	94%	2,083,544	(3,053,119)
Community Development	2,657,144	2,435,898	3,707,136	(1,271)	152%	2,000,765	(1,706,371)
Economic Development	1,511,473	1,498,660	1,478,378	20	99%	1,254,626	(223,752)
Contingency	400,000	366,667	-	367	0%	-	-
Total Expenditures	28,016,426	25,867,829	25,351,575	516	98%	20,171,854	(5,179,720)



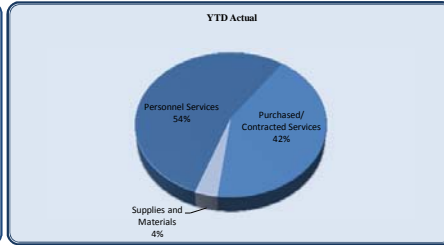
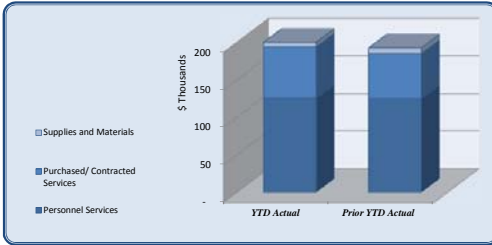
Total Revenues over/(under) Expenditures	469,613	(790,207)	2,086,514	2,876,721	(817,809)	2,904,323
---	----------------	------------------	------------------	------------------	------------------	------------------

City of Dunwoody
YTD Statement of Revenues and
Expenses Through November 30, 2015

Revenues							
	Total Annual Budget	YTD Budget	YTD Actual	Variance		Prior YTD Actual	Flux
				(% of YTD Budget)			(Diff from Prior Year)
				(\$ '000)			
Real Property Tax	5,530,000	5,530,000	5,798,430	268	105%	5,508,465	289,966
Personal Property Tax	400,000	400,000	464,301	64	116%	431,949	32,352
Motor Vehicle	560,000	513,333	487,489	(26)	95%	547,676	60,187
Intangibles (Reg & Recording)	60,000	55,000	132,523	78	241%	85,959	46,565
Franchise Fees	3,500,000	840,000	873,135	33	104%	1,074,210	(201,075)
Hotel/Motel Tax	1,380,000	1,265,000	1,435,718	171	113%	1,365,514	70,204
Alcoholic Beverage Excise Tax	650,000	595,833	567,248	(29)	95%	569,102	(1,854)
MVR Excise Tax	100,000	91,667	104,770	13	114%	104,596	174
Excise Tax on Energy	-	-	36,822	37		35,814	1,008
Business & Occupation Tax	2,750,000	2,730,000	2,543,865	(186)	93%	2,577,117	(33,251)
Insurance Premium Tax	2,400,000	2,400,000	2,665,983	266	111%	2,495,238	170,744
Financial Institutions Tax	110,000	110,000	103,210	(7)	94%	113,441	(10,230)
Penalties & int on delinq tax	5,000	4,583	1,044	(4)	23%	8,709	(7,665)
Pen & Int on delinq taxes-Business	20,000	18,333	19,678	1	107%	12,050	7,627
Taxes	17,465,000	14,553,750	15,234,217	680	105%	14,929,840	304,377
Alcoholic Beverage Licenses	425,000	425,000	306,383	(119)	72%	341,835	(35,452)
Other Licenses and Permits	-	-	11,760	12		3,315	8,445
Planning & Zoning Fees	15,000	13,750	20,382	7	148%	29,310	(8,928)
Bldg Structures & Equipment	2,030,005	1,860,838	3,272,416	1,412	176%	1,172,614	2,099,801
Soil Erosion	-	-	116,376	116		22,204	94,171
Plan Review-Fire	-	-	51,171	51		57,800	(6,629)
Licenses & Permits	2,470,005	2,299,588	3,778,487	1,479	164%	1,627,078	2,151,409
Local Government Grants	4,000,000	4,000,000	4,000,000	-	100%	3,000	3,997,000
Intergovernmental Revenues	4,000,000	4,000,000	4,000,000	-	100%	3,000	3,997,000
Sale of maps and publications	-	-	-	-		311	(311)
Special Police Services	10,000	9,163	17,735	9	194%	15,780	1,955
Fingerprinting Fee	5,000	4,587	6,008	1	131%	8,446	(2,438)
Public Safety-Other	36,000	33,000	87,377	54	265%	100,040	(12,663)
Special Assessments	20,000	20,000	23,549	4	118%	22,539	1,010
Streetlight Fees	327,000	327,000	338,186	11	103%	325,572	12,614
Recreation Program Fees	-	-	17,329	17		249	17,080
Pavilion Rentals	10,000	9,167	14,450	5	158%	13,375	1,075
NSF Fees	-	-	324	0		90	234
Other Charges for Services	408,000	402,917	508,678	106	126%	486,402	22,276
Municipal Court Fines & Forfeitures	1,500,000	1,372,500	1,158,937	(214)	84%	1,350,585	(191,649)
Fines & Forfeitures	1,500,000	1,372,500	1,158,937	(214)	84%	1,350,585	(191,649)
Interest Revenue	20,000	18,333	3,293	(15)	18%	4,417	(1,124)
Investment Income	20,000	18,333	3,293	(15)	18%	4,417	(1,124)
Contr & Don From Priv Sources	10,000	10,000	11,300	1	113%	45,919	(34,619)
Explorer Donations	5,000	250	8,834	9	3534%	8,895	(61)
Donations	4,935	4,935	3,935	(1)	80%	-	3,935
Contributions & Donations from Private Sources	19,935	15,185	24,069	9	159%	54,814	(30,745)
Rents & Royalties	198,000	181,500	224,755	43	124%	211,368	(13,386)
Reimb for damaged property	-	-	9,634	10		35,333	(25,699)
Other Charges For Services	15,000	13,750	1,164	(13)	8%	459	705
Miscellaneous Revenue	-	-	219,335	219		750	218,585
Miscellaneous Revenue	213,000	195,250	454,887	260	233%	247,910	206,977
Proceeds from sale of property	1,150,000	1,150,000	1,049,505	(100)	91%	650,000	399,505
Other Financing Sources	1,150,000	1,150,000	1,055,422	(95)	92%	650,000	405,422
Use of Prior Year Reserves	1,240,099	1,070,099	1,220,099	150	114%	-	1,220,099
Total Revenues	28,486,039	25,077,622	27,438,089	2,360	109%	19,354,046	8,084,043

City of Dunwoody
YTD Statement of Revenues and
Expenses Through November 30, 2015

City Council	Total Annual	YTD Budget	YTD Actual	Variance (\$ '000)	(% of YTD Budget)	Prior YTD Actual	Flux (Diff from Prior Year)
	Budget						
Personnel Services	142,966	131,052	125,344	6	96%	124,585	(759)
Purchased/ Contracted Services	80,850	77,557	68,159	9	88%	59,927	(8,232)
Supplies and Materials	13,500	12,408	6,238	6	50%	7,812	1,574
Total City Council	237,316	221,017	199,740	21	90%	192,324	(7,417)



City Council	Total Annual	YTD Budget	YTD Actual	Variance (\$ '000)	(% of YTD Budget)	Prior YTD Actual	Flux (Diff from Prior Year)
	Budget						
Regular Salaries	88,000	80,667	78,667	2	98%	80,732	2,066
Group Insurance	48,234	44,215	40,897	3	92%	38,113	(2,784)
Social Security	5,456	5,001	4,515	0	90%	4,652	137
Medicare	1,276	1,170	1,056	0	90%	1,088	32
Workers' Compensation	-	-	216	(0)		-	(216)
Personnel Services	142,966	131,052	125,344	6	96%	124,585	(759)
Professional Services	4,000	3,667	2,350	1	64%	1,868	(482)
Technical Services	3,500	3,208	-	3	0%	3,000	3,000
Property/Liability Insurance	40,000	40,000	52,422	(12)	131%	42,923	(9,499)
Communications	6,500	5,958	1,610	4	27%	1,399	(211)
Printing & Binding	3,900	3,575	1,548	2	43%	-	(1,548)
Travel	11,000	10,083	4,194	6	42%	4,760	566
Dues & Fees	4,000	3,667	2,365	1	65%	2,672	307
Education & Training	7,950	7,399	3,670	4	50%	3,305	(365)
Purchased/ Contracted Services	80,850	77,557	68,159	9	88%	59,927	(8,232)
Supplies	4,000	3,667	2,400	1	65%	3,634	1,234
Food	4,800	4,433	1,860	3	42%	2,201	341
Books & Periodicals	700	642	-	1	0%	220	220
Small Equipment	4,000	3,667	1,977	2	54%	1,757	(221)
Supplies and Materials	13,500	12,408	6,238	6	50%	7,812	1,574
Total City Council	237,316	221,017	199,740	21	90%	192,324	(7,417)

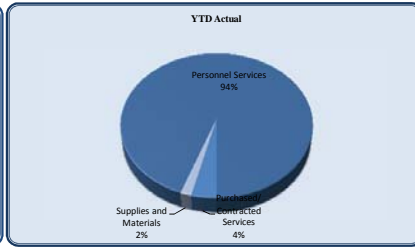
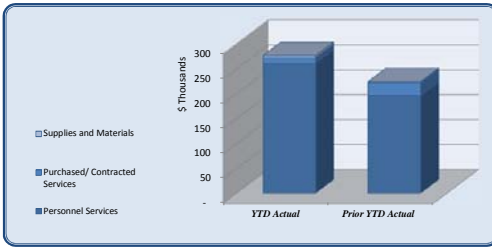
City of Dunwoody
YTD Statement of Revenues and
Expenses Through November 30, 2015

<i>City Council</i>	Davis	Shortal	Tallmadge	Nall	Riticher	Deutsch	Thompson	Heneghan	Unallocated	Total
Regular Salaries	14,667	8,000	1,000	11,000	11,000	11,000	11,000	11,000		78,667
Group Insurance	6,725			16,923			17,249			40,897
Social Security	909	496	62	566	682	638	480	682		4,515
Medicare	213	116	15	132	160	149	112	160		1,056
Workers' Compensation	31	31	-	31	31	31	31	31		216
Personnel Services	22,545	8,643	1,077	28,652	11,872	11,818	28,872	11,872	-	125,350
Professional Services									2,350	2,350
Property/Liability Insurance									52,422	52,422
Communications	418							1,139	52	1,610
Printing & Binding	468	468	612							1,548
Travel	53	1,115		1,119	-	1,190		20	696	4,194
Dues & Fees	488			1,258				120	500	2,365
Education & Training	85	615	595	740	1,020	615				3,670
Purchased/ Contracted Services	1,512	2,198	1,207	3,117	1,020	1,805	-	1,279	56,020	68,159
Supplies	748	95		16	12	120	12	928	468	2,400
Food	413	131							1,316	1,860
Small Equipment	1,977									1,977
Supplies and Materials	3,138	226	-	16	12	120	12	928	1,784	6,238
Total City Council	27,195	11,067	2,284	31,785	12,905	13,743	28,884	14,080	57,805	199,747

Section 2.07 of the Dunwoody Code of Ordinances states, "The mayor shall be provided an annual expense allowance of \$5,000.00 and each councilmember shall be provided an annual expense allowance of \$3,000.00 for the reimbursement of expenses actually and necessarily incurred by the mayor and councilmembers in carrying out their duties as elected officials of the city."

City of Dunwoody
YTD Statement of Revenues and
Expenses Through November 30, 2015

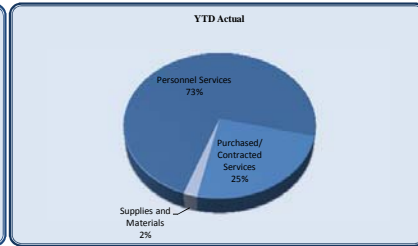
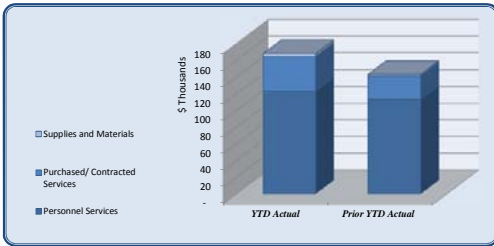
City Manager	Total Annual Budget	YTD Budget	YTD Actual	Variance (\$ '000)	(% of YTD Budget)	Prior YTD Actual	Flux (Diff from Prior Year)
Personnel Services	344,886	315,036	261,033	54	83%	196,444	(64,590)
Purchased/ Contracted Services	17,210	15,776	10,746	5	68%	25,452	14,706
Supplies and Materials	5,470	5,066	4,639	0	92%	2,109	(2,530)
Total City Manager	367,566	335,877	276,419	59	82%	224,005	(52,414)



City Manager	Total Annual Budget	YTD Budget	YTD Actual	Variance (\$ '000)	(% of YTD Budget)	Prior YTD Actual	Flux (Diff from Prior Year)
Regular Salaries	257,479	234,840	201,211	34	86%	162,291	(38,920)
Group Insurance	41,971	38,473	23,764	15	62%	12,837	(10,927)
Medicare	3,661	3,356	2,830	1	84%	1,924	(906)
Retirement	40,902	37,494	32,574	5	87%	19,134	(13,440)
Workers' Compensation	873	873	655	0	75%	258	(397)
Personnel Services	344,886	315,036	261,033	54	83%	196,444	(64,590)
Technical Services	-	-	450	(0)	-	-	(450)
Repairs & Maintenance	-	-	146	(0)	-	-	(146)
Communications	3,110	2,851	1,717	1	60%	1,847	130
Printing & Binding	625	573	1,039	(0)	181%	788	(251)
Travel	5,500	5,042	979	4	19%	3,391	2,413
Dues & Fees	2,875	2,635	2,913	(0)	111%	1,669	(1,244)
Education & Training	5,100	4,675	3,503	1	75%	3,998	495
Purchased/ Contracted Services	17,210	15,776	10,746	5	68%	25,452	14,706
Supplies	3,200	2,985	3,350	(0)	112%	919	(2,431)
Food	1,500	1,375	812	1	59%	523	(289)
Books & Periodicals	320	293	278	0	95%	353	75
Small Equipment	450	413	200	0	48%	314	114
Supplies and Materials	5,470	5,066	4,639	0	92%	2,109	(2,530)
Total City Manager	367,566	335,877	276,419	59	82%	224,005	(52,414)

City of Dunwoody
YTD Statement of Revenues and
Expenses Through November 30, 2015

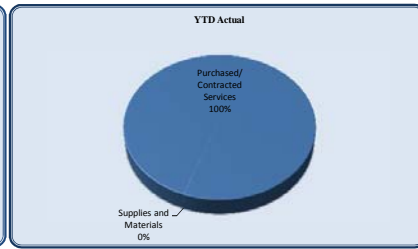
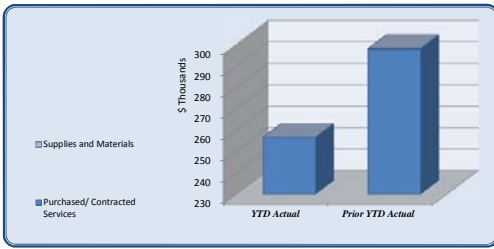
City Clerk	Total Annual Budget	YTD Budget	YTD Actual	Variance (\$ '000)	(% of YTD Budget)	Prior YTD Actual	Flux (Diff from Prior Year)
Personnel Services	131,638	121,419	122,798	(1)	101%	112,950	(9,848)
Purchased/ Contracted Services	96,640	90,483	41,248	49	46%	28,308	(12,940)
Supplies and Materials	19,500	17,875	3,544	14	20%	1,512	(2,032)
Total City Clerk	247,778	229,777	167,590	62	73%	142,769	(24,821)



City Clerk	Total Annual Budget	YTD Budget	YTD Actual	Variance (\$ '000)	(% of YTD Budget)	Prior YTD Actual	Flux (Diff from Prior Year)
Salaries	99,791	92,213	93,951	(2)	102%	86,008	(7,943)
Group Insurance	15,313	14,037	12,989	1	93%	12,333	(656)
Medicare	1,346	1,234	1,289	(0)	104%	1,192	(97)
Retirement	15,033	13,780	14,342	(1)	104%	13,238	(1,104)
Workers' Compensation	155	155	228	(0)	147%	179	(49)
Personnel Services	131,638	121,419	122,798	(1)	101%	112,950	(9,848)
Professional Services	60,000	55,000	14,117	41	26%	2,283	(11,833)
Technical Services	800	733	10	1	1%	400	390
Repairs and Maintenance	23,800	23,515	19,801	4	84%	20,556	755
Communications	2,040	1,870	1,158	1	62%	1,107	(51)
Advertising	2,000	1,833	1,098	1	60%	-	(1,098)
Printing & Binding	500	458	860	(0)	188%	-	(860)
Travel	3,750	3,635	2,691	1	74%	3,003	312
Dues & Fees	267	245	309	(0)	126%	358	49
Education & Training	3,483	3,193	1,205	2	38%	600	(605)
Purchased/ Contracted Services	96,640	90,483	41,248	49	46%	28,308	(12,940)
Supplies	1,700	1,558	543	1	35%	1,092	549
Food	400	367	249	0	68%	142	(107)
Books & Periodicals	400	367	-	0	0%	278	278
Small Equipment	17,000	15,583	2,752	13	18%	-	(2,752)
Supplies and Materials	19,500	17,875	3,544	14	20%	1,512	(2,032)
Total City Clerk	247,778	229,777	167,590	62	73%	142,769	(24,821)

City of Dunwoody
YTD Statement of Revenues and
Expenses Through November 30, 2015

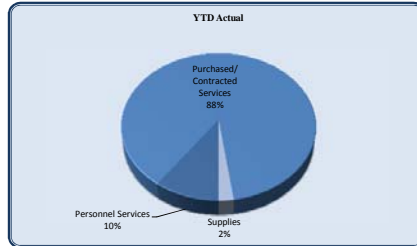
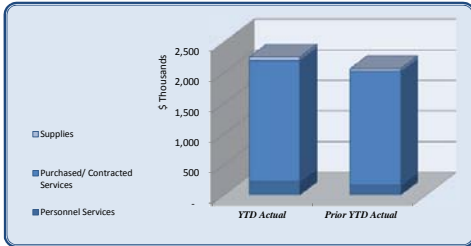
Legal	Total Annual Budget	YTD Budget	YTD Actual	Variance (\$ '000)	(% of YTD Budget)	Prior YTD Actual	Flux (Diff from Prior Year)
Purchased/ Contracted Services	385,000	357,917	256,429	101	72%	297,690	41,261
Supplies and Materials	-	-	107	(0)		317	210
Total Legal	385,000	357,917	256,536	101	72%	298,007	41,471



Legal	Total Annual Budget	YTD Budget	YTD Actual	Variance (\$ '000)	(% of YTD Budget)	Prior YTD Actual	Flux (Diff from Prior Year)
Professional Services	385,000	357,917	256,309	102	72%	297,615	41,306
Communications	-	-	110	(0)		62	(48)
Travel	-	-	10	(0)		13	3
Purchased/ Contracted Services	385,000	357,917	256,429	101	72%	297,690	41,261
Supplies	-	-	107	(0)		300	193
Food	-	-	-	-		17	17
Supplies and Materials	-	-	107	(0)		317	210
Total Legal	385,000	357,917	256,536	101	72%	298,007	41,471

City of Dunwoody
YTD Statement of Revenues and
Expenses Through November 30, 2015

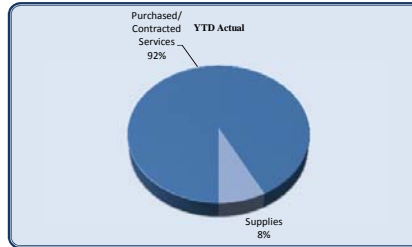
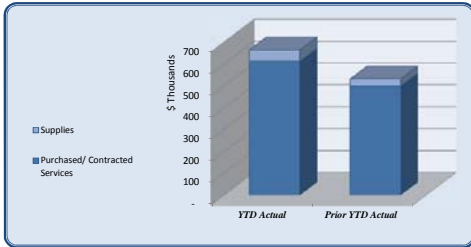
Finance and Administration							
	Total Annual Budget	YTD Budget	YTD Actual	Variance (\$ '000)	(% of YTD Budget)	Prior YTD Actual	Flux (Diff from Prior Year)
Personnel Services	212,938	194,744	223,322	(29)	115%	160,450	(62,872)
Purchased/ Contracted Services	2,401,425	2,214,106	1,977,777	236	89%	1,855,287	(122,489)
Supplies	79,190	73,035	50,860	22	70%	47,768	(3,092)
Transfers Out	790,000	727,500	790,000	(63)	109%	211,125	(578,875)
Total Finance and Administration	3,483,553	3,209,385	3,041,958	167	95%	2,274,630	(767,328)



Finance and Administration							
	Total Annual Budget	YTD Budget	YTD Actual	Variance (\$ '000)	(% of YTD Budget)	Prior YTD Actual	Flux (Diff from Prior Year)
Regular Salaries	141,134	128,910	133,383	(4)	103%	113,197	(20,186)
Group Insurance	22,109	20,267	18,769	1	93%	17,826	(943)
Medicare	2,040	1,870	1,788	0	96%	1,696	(92)
Retirement	-	-	2,516	(3)	-	-	(2,516)
Workers' Compensation	155	155	345	(0)	223%	179	(166)
Other Employee Benefits	47,500	43,542	24,678	19	57%	27,552	2,874
Personnel Services	212,938	194,744	223,322	(29)	115%	160,450	(62,872)
Official/Admin Services	1,349,997	1,237,497	1,215,576	22	98%	1,145,831	(69,745)
Professional Services	148,916	136,506	58,194	78	43%	57,804	(390)
Technical Services	40,900	39,658	38,707	1	98%	38,404	(304)
Repairs & Maintenance	97,313	90,120	59,899	30	66%	64,786	4,888
Rentals	550,419	504,551	407,770	97	81%	388,113	(19,657)
Insurance	55,000	55,000	57,744	(3)	105%	40,005	(17,739)
Communications	9,160	8,397	9,461	(1)	113%	6,792	(2,668)
Advertising	3,900	3,575	1,219	2	34%	1,219	1
Printing & Binding	8,400	7,700	6,356	1	83%	6,813	457
Travel	5,500	5,375	5,804	(0)	108%	6,180	376
Dues & Fees	63,920	63,559	62,502	1	98%	63,644	1,142
Education & Training	39,200	35,767	30,231	6	85%	8,967	(21,264)
Other Charges	28,800	26,400	24,314	2	92%	26,729	2,415
Purchased/ Contracted Services	2,401,425	2,214,106	1,977,777	236	89%	1,855,287	(122,489)
Supplies	15,500	14,208	12,218	2	86%	10,692	(1,526)
Electricity	24,000	22,444	21,835	1	97%	20,131	(1,704)
Diesel	10,000	9,167	-	9	0%	-	-
Food	22,290	20,433	7,755	13	38%	12,801	5,046
Books & Periodicals	1,500	1,375	696	1	51%	314	(382)
Small Equipment	5,900	5,408	8,356	(3)	155%	3,830	-
Supplies	79,190	73,035	50,860	22	70%	47,768	(3,092)
Transfers to Capital	790,000	727,500	790,000	(63)	109%	-	(578,875)
Transfers Out	790,000	727,500	790,000	(63)	109%	211,125	(578,875)
Total Finance and Administration	3,483,553	3,209,385	3,041,958	167	95%	2,274,630	(767,328)

City of Dunwoody
YTD Statement of Revenues and
Expenses Through November 30, 2015

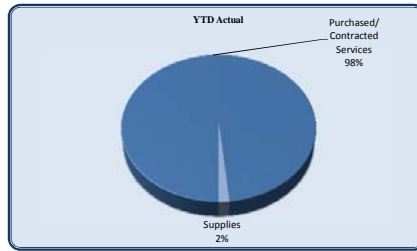
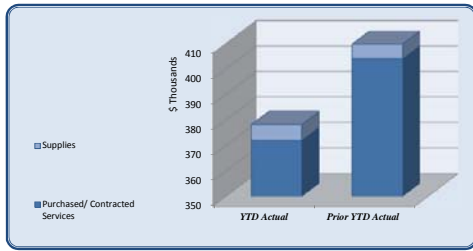
Information Technology	Total Annual Budget	YTD Budget	YTD Actual	Variance (\$ '000)	(% of YTD Budget)	Prior YTD Actual	Flux (Diff from Prior Year)
Purchased/ Contracted Services	696,988	640,378	612,757	28	96%	499,202	(113,554)
Supplies	63,965	60,746	50,849	10	84%	31,936	(18,913)
Transfers Out	105,620	79,215	105,620	(26)	133%	134,561	28,941
Total Information Technology	866,573	780,339	769,226	11	99%	665,700	(103,526)



Information Technology	Total Annual Budget	YTD Budget	YTD Actual	Variance (\$ '000)	(% of YTD Budget)	Prior YTD Actual	Flux (Diff from Prior Year)
Official/Admin Svcs	458,082	419,909	397,881	22	95%	283,856	(114,025)
Professional Services	-	-	-	-	-	40	40
Technical Services	11,000	10,306	10,843	(1)	105%	12,609	1,766
Repairs & Maintenance	165,847	152,026	134,899	17	89%	174,610	39,711
Communications	58,559	54,929	66,477	(12)	121%	28,087	(38,390)
Printing & Binding	500	458	-	0	0%	-	-
Education & Training	3,000	2,750	2,656	0	97%	-	(2,656)
Purchased/ Contracted Services	696,988	640,378	612,757	28	96%	499,202	(113,554)
Supplies	650	596	781	(0)	131%	793	12
Small Equipment	63,315	60,150	50,068	10	83%	31,023	-
Supplies	63,965	60,746	50,849	10	84%	31,936	(18,913)
Transfers to Capital	105,620	79,215	105,620	(26)	133%	134,561	28,941
Transfers Out	105,620	79,215	105,620	(26)	133%	134,561	28,941
Total Information Technology	866,573	780,339	769,226	11	99%	665,700	(103,526)

City of Dunwoody
YTD Statement of Revenues and
Expenses Through November 30, 2015

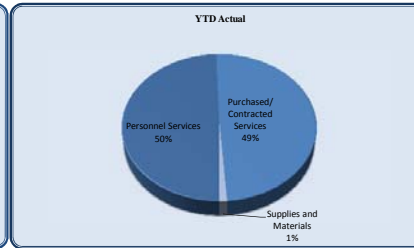
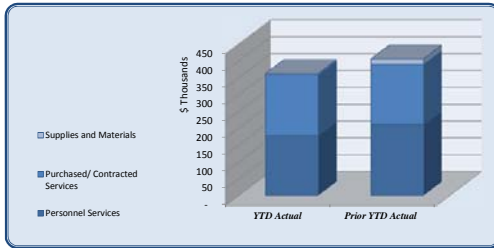
Marketing	Total Annual Budget	YTD Budget	YTD Actual	Variance (\$ '000)	(% of YTD Budget)	Prior YTD Actual	Flux (Diff from Prior Year)
Purchased/ Contracted Services	472,494	433,120	372,047	61	86%	404,049	32,002
Supplies	17,800	16,317	6,099	10	37%	5,651	(448)
Total Marketing	490,294	449,436	378,146	71	84%	409,700	31,554



Marketing	Total Annual Budget	YTD Budget	YTD Actual	Variance (\$ '000)	(% of YTD Budget)	Prior YTD Actual	Flux (Diff from Prior Year)
Official/Admin Services	307,954	282,291	276,515	6	98%	274,068	(2,447)
Professional Services	60,040	55,037	28,029	27	51%	45,122	17,093
Technical Services	14,000	12,833	8,686	4	68%	11,116	2,430
Communications	7,500	6,875	137	7	2%	1,667	1,530
Advertising	55,000	50,417	33,577	17	67%	54,863	21,286
Printing & Binding	25,000	22,917	23,125	(0)	101%	12,588	(10,538)
Dues & Fees	3,000	2,750	1,977	1	72%	4,625	2,648
Purchased/ Contracted Services	472,494	433,120	372,047	61	86%	404,049	32,002
Supplies	10,000	9,167	5,684	3	62%	3,836	(1,848)
Food	7,000	6,417	415	6	6%	785	370
Books & Periodicals	800	733	-	1	0%	-	-
Small Equipment	-	-	-	-	-	1,030	-
Supplies	17,800	16,317	6,099	10	37%	5,651	(448)
Total Marketing	490,294	449,436	378,146	71	84%	409,700	31,554

City of Dunwoody
YTD Statement of Revenues and
Expenses Through November 30, 2015

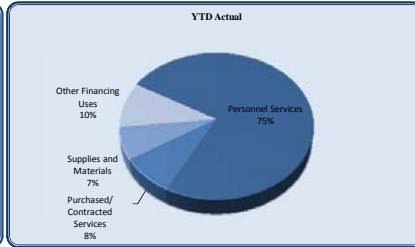
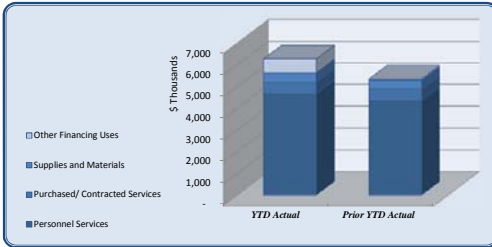
Municipal Court	Total Annual Budget	YTD Budget	YTD Actual	Variance	(% of YTD Budget)	Prior YTD Actual	Flux
				(\$ '000)			(Diff from Prior Year)
Personnel Services	283,092	260,002	178,848	81	69%	210,279	31,431
Purchased/ Contracted Services	311,850	285,863	178,333	108	62%	177,907	(426)
Supplies and Materials	14,080	12,907	4,269	9	33%	16,448	12,179
Other Financing Uses	-	-	(415)	0		(5)	410
Total Municipal Court	609,022	558,771	361,035	198	65%	404,628	43,593



Municipal Court	Total Annual Budget	YTD Budget	YTD Actual	Variance	(% of YTD Budget)	Prior YTD Actual	Flux
				(\$ '000)			(Diff from Prior Year)
Regular Salaries	180,442	165,854	128,412	37	77%	149,937	21,525
Overtime Salaries	22,909	21,000	1,876	19	9%	6,139	4,263
Group Insurance	45,684	41,877	24,299	18	58%	28,135	3,836
Medicare	2,747	2,518	1,865	1	74%	2,206	340
Retirement	30,690	28,133	21,931	6	78%	23,325	1,394
Workers' Compensation	620	620	465	0	75%	537	72
Personnel Services	283,092	260,002	178,848	81	69%	210,279	31,431
Professional Services	220,230	201,878	122,200	80	61%	131,808	9,608
Technical Services	45,735	41,924	23,128	19	55%	20,576	(2,552)
Repairs & Maintenance	17,390	15,941	19,713	(4)	124%	15,722	(3,991)
Rentals	4,000	3,667	524	3	14%	621	97
Communications	7,710	7,068	2,544	5	36%	3,481	938
Printing & Binding	1,100	1,008	1,435	(0)	142%	2,681	1,247
Travel	5,000	4,583	2,595	2	57%	1,341	(1,254)
Dues & Fees	685	628	875	(0)	139%	432	(443)
Education & Training	10,000	9,167	5,320	4	58%	1,245	(4,075)
Purchased/ Contracted Services	311,850	285,863	178,333	108	62%	177,907	(426)
Supplies	5,250	4,813	3,173	2	66%	4,013	840
Food	2,300	2,108	673	1	32%	876	203
Books & Periodicals	600	550	-	1	0%	799	799
Small Equipment	5,930	5,436	423	5	8%	10,760	10,337
Supplies and Materials	14,080	12,907	4,269	9	33%	16,448	12,179
Total Municipal Court	609,022	558,771	361,035	198	65%	404,628	43,593

City of Dunwoody
YTD Statement of Revenues and
Expenses Through November 30, 2015

Police	Total Annual Budget	YTD Budget	YTD Actual	Variance	(% of YTD Budget)	Prior YTD Actual	Flux
				(\$ '000)			(Diff from Prior Year)
Personnel Services	5,674,887	5,182,118	4,669,627	512	90%	4,350,917	(318,709)
Purchased/ Contracted Services	631,388	590,555	522,690	68	89%	526,901	4,211
Supplies and Materials	509,026	478,658	446,652	32	93%	400,870	(45,782)
Other Financing Uses	631,500	480,375	631,500	(151)	131%	63,299	(568,202)
Total Police	7,446,801	6,731,706	6,270,469	461	93%	5,341,987	(928,483)



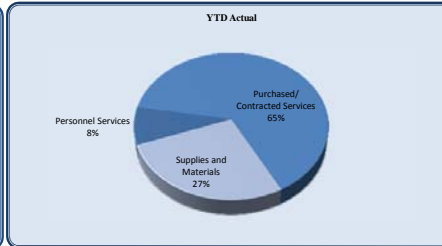
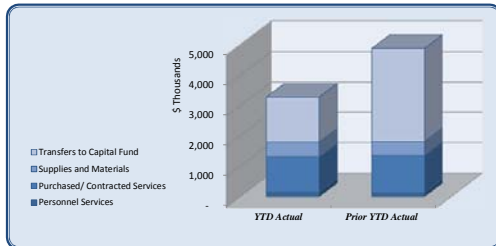
Police	Total Annual Budget	YTD Budget	YTD Actual	Variance	(% of YTD Budget)	Prior YTD Actual	Flux
				(\$ '000)			(Diff from Prior Year)
Regular Salaries	3,596,581	3,260,273	3,133,057	127	96%	2,953,718	(179,339)
Overtime Salaries	352,040	322,703	102,091	221	32%	93,636	(8,456)
Total Salaries	3,948,621	3,582,976	3,235,148	348	90%	3,047,354	(187,794)
Group Insurance	868,242	795,889	758,024	38	95%	664,566	(93,458)
Medicare	57,256	52,485	44,855	8	85%	42,369	(2,487)
Retirement	599,990	549,991	507,792	42	92%	467,123	(40,669)
Workers' Compensation	200,778	200,778	123,814	77	62%	129,506	5,692
Personnel Services	1,726,266	1,599,142	1,434,479	165	90%	1,303,564	(130,915)
Professional Services	17,000	15,583	11,817	4	76%	10,132	(1,685)
Technical Services	46,840	42,937	52,346	(9)	122%	21,418	(30,928)
Repairs & Maintenance	283,495	261,299	170,858	90	65%	238,711	67,853
Rentals	15,700	14,392	15,756	(1)	109%	9,385	(6,371)
Insurance	100,909	100,909	103,129	(2)	102%	78,592	(24,536)
Claims	-	-	7,635	(8)		27,031	19,396
Communications	61,800	58,594	80,107	(22)	137%	75,690	(4,418)
Advertising	2,500	2,292	1,045	1	46%	649	(396)
Printing & Binding	6,160	5,647	4,196	1	74%	4,132	(64)
Travel	39,000	35,750	39,610	(4)	111%	35,303	(4,308)
Dues & Fees	18,799	17,232	8,078	9	47%	5,797	(2,281)
Education & Training	39,185	35,920	28,113	8	78%	20,061	(8,052)
Purchased/ Contracted Services	631,388	590,555	522,690	68	89%	526,901	4,211
Supplies	102,950	94,371	115,056	(21)	122%	85,043	(30,013)
Supplies-Explorer Program	6,000	5,500	15,430	(10)	281%	18,012	2,583
Gasoline	225,000	206,250	145,923	60	71%	218,284	72,361
Food	6,000	5,500	3,022	2	55%	2,081	(941)
Books & Periodicals	2,500	2,292	426	2	19%	1,321	895
Small Equipment	166,576	164,746	166,806	(2)	101%	76,129	(90,677)
Supplies and Materials	509,026	478,658	446,652	32	93%	400,870	(45,782)
Transfers to Capital Fund	631,500	480,375	631,500	(151)	131%	63,299	(568,202)
Other Financing Uses	631,500	480,375	631,500	(151)	131%	63,299	(568,202)
Total Police	7,446,801	6,731,706	6,270,469	461	93%	5,341,987	(928,483)

City of Dunwoody
 YTD Statement of Revenues and
 Expenses Through November 30, 2015

<i>E-911</i>	Total Annual Budget	YTD Budget	YTD Actual	Variance (% of YTD (\$ '000) Budget)	Prior YTD Actual	Flux (Diff from Prior Year)
Transfers to E-911 Fund	73,300	72,192	26,678	46	37%	- (26,678)
Total E-911	73,300	72,192	26,678	46	37%	- (26,678)

City of Dunwoody
YTD Statement of Revenues and
Expenses Through November 30, 2015

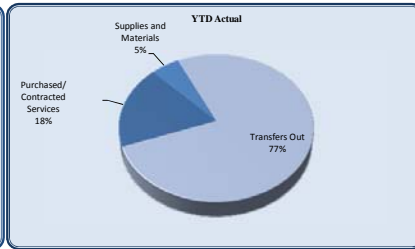
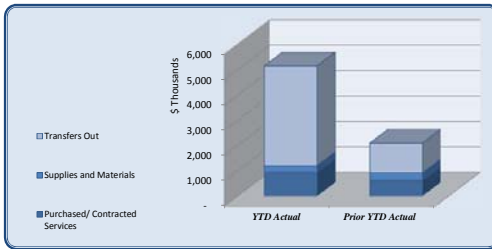
Public Works	Total Annual Budget	YTD Budget	YTD Actual	Variance	Prior YTD Actual	Flux		
							(% of YTD Budget)	(Diff from Prior Year)
				(\$ '000)				
Personnel Services	160,034	148,435	148,958	(1)	100%	138,979	(9,979)	
Purchased/ Contracted Services	1,429,955	1,310,792	1,157,426	153	88%	1,215,516	58,091	
Supplies and Materials	546,450	500,913	490,216	11	98%	460,923	(29,293)	
Transfers to Capital Fund	1,485,000	1,198,750	1,485,000	(286)	124%	3,063,750	1,578,750	
Total Public Works	3,621,439	3,158,890	3,281,600	(123)	104%	4,879,169	1,597,568	



Public Works	Total Annual Budget	YTD Budget	YTD Actual	Variance	Prior YTD Actual	Flux		
							(% of YTD Budget)	(Diff from Prior Year)
				(\$ '000)				
Salaries	117,821	109,727	109,447	0	100%	103,583	(5,864)	
Group Insurance	21,342	19,564	18,481	1	94%	17,553	(929)	
Medicare	1,702	1,560	1,495	0	96%	1,441	(54)	
Retirement	19,014	17,430	17,515	(0)	100%	16,223	(1,292)	
Workers' Compensation	155	155	2,020	(2)	1303%	179	(1,841)	
Personnel Services	160,034	148,435	148,958	(1)	100%	138,979	(9,979)	
Official/Admin Svcs	225,000	206,250	206,249	0	100%	233,750	27,501	
Professional Services	120,000	110,000	75,141	35	68%	68,503	(6,639)	
Tree Fund Expenses	93,000	85,250	70,615	15	83%	99,040	28,425	
Professional Services	-	-	-	-	-	-	-	
Technical Services	2,400	2,200	2,000	0	91%	2,200	200	
Repairs & Maintenance	23,300	21,358	10,000	11	47%	15,542	5,542	
R&M - Storm Damage Removal	40,000	36,667	2,400	34	7%	72,594	70,194	
R&M - Street Maintenance	671,000	615,083	639,944	(25)	104%	507,921	(132,023)	
R&M - Traffic Signals	196,000	179,667	112,432	67	63%	171,990	59,558	
R&M - Right of Way Maint	45,000	41,250	29,457	12	71%	39,092	9,635	
Claims	1,000	917	4,764	(4)	501%	40	(4,724)	
Communications	1,700	1,558	2,726	(1)	175%	2,113	(613)	
Advertising	2,500	2,292	-	2	0%	979	979	
Printing & Binding	1,500	1,375	1,130	0	82%	-	(1,130)	
Travel	4,280	3,923	316	4	8%	492	176	
Purchased/ Contracted Services	1,429,955	1,310,792	1,157,426	153	88%	1,215,516	58,091	
Supplies-Office	1,200	1,100	944	0	86%	714	(230)	
Supplies-Road Materials	60,000	55,000	59,387	(4)	108%	84,337	24,951	
Electricity	485,000	444,583	426,431	18	96%	375,693	(50,737)	
Small Equipment	-	-	3,454	(3)	-	178	(3,276)	
Supplies and Materials	546,450	500,913	490,216	11	98%	460,923	(29,293)	
Transfers to Capital Fund	1,485,000	1,198,750	1,485,000	(286)	124%	3,063,750	1,578,750	
Transfers to Capital Fund	1,485,000	1,198,750	1,485,000	(286)	124%	3,063,750	1,578,750	
Total Public Works	3,621,439	3,158,890	3,281,600	(123)	104%	4,879,169	1,597,568	

City of Dunwoody
YTD Statement of Revenues and
Expenses Through November 30, 2015

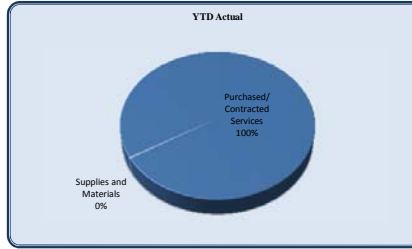
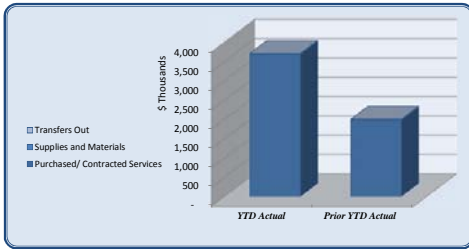
Parks and Recreation	Total Annual Budget	YTD Budget	YTD Actual	Variance	(% of YTD Budget)	Prior YTD Actual	Flux
				(\$ '000)			(Diff from Prior Year)
Purchased/ Contracted Services	1,408,800	1,360,962	935,814	425	69%	613,896	(321,918)
Supplies and Materials	277,000	257,250	267,481	(10)	104%	301,562	34,081
Transfers Out	3,933,367	3,843,086	3,933,367	(90)	102%	1,168,086	(2,765,281)
Total Parks and Recreation	5,619,167	5,461,298	5,136,662	325	94%	2,083,544	(3,053,119)



Parks and Recreation	Total Annual Budget	YTD Budget	YTD Actual	Variance	(% of YTD Budget)	Prior YTD Actual	Flux
				(\$ '000)			(Diff from Prior Year)
Official/Admin Svcs	202,800	185,900	185,900	-	100%	114,583	(71,317)
Professional Services	510,000	509,625	14,336	495	3%	9,012	(5,324)
Technical Services	-	-	2,400	(2)	-	-	(2,400)
R&M-Parks	660,000	629,762	703,952	(74)	112%	461,346	(242,605)
Rentals	2,000	1,833	-	2	0%	-	-
Property/Liability Insurance	32,100	32,100	26,862	5	84%	28,955	2,093
Claims	-	-	1,000	(1)	-	1,000	-
Communications	1,500	1,375	965	0	70%	1,002	37
Dues & Fees	400	367	400	(0)	109%	110	(290)
Purchased/ Contracted Services	1,408,800	1,360,962	935,814	425	69%	613,896	(321,918)
Supplies	102,000	96,833	111,052	(14)	115%	150,842	39,790
Utilities	168,000	154,000	148,716	5	97%	150,407	1,690
Food	-	-	61	(0)	-	313	252
Supplies and Materials	277,000	257,250	267,481	(10)	104%	301,562	34,081
Transfers to Debt Service Fund	108,367	99,336	108,367	(9)	109%	99,336	(9,031)
Transfers to Capital Fund	3,825,000	3,743,750	3,825,000	(81)	102%	1,068,750	(2,756,250)
Transfers Out	3,933,367	3,843,086	3,933,367	(90)	102%	1,168,086	(2,765,281)
Total Parks and Recreation	5,619,167	5,461,298	5,136,662	325	94%	2,083,544	(3,053,119)

City of Dunwoody
YTD Statement of Revenues and
Expenses Through November 30, 2015

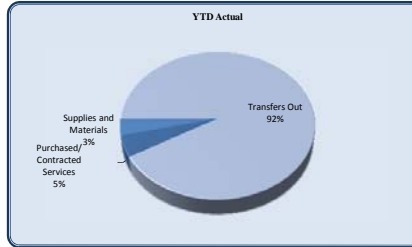
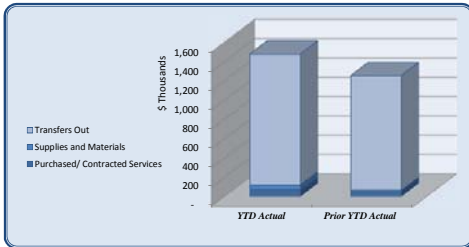
Community Development	Total Annual Budget	YTD Budget	YTD Actual	Variance (\$ '000)	(% of YTD Budget)	Prior YTD Actual	Flux (Diff from Prior Year)
Purchased/ Contracted Services	2,641,344	2,421,232	3,692,018	(1,271)	152%	1,978,946	(1,713,072)
Supplies and Materials	15,800	14,666	15,118	(0)	103%	12,069	(3,049)
Transfers Out	-	-	-	-	-	9,750	9,750
Total Community Development	2,657,144	2,435,898	3,707,136	(1,271)	152%	2,000,765	(1,706,371)



Community Development	Total Annual Budget	YTD Budget	YTD Actual	Variance (\$ '000)	(% of YTD Budget)	Prior YTD Actual	Flux (Diff from Prior Year)
Official/Admin Svcs	1,937,000	1,775,583	3,377,393	(1,602)	190%	1,886,119	(1,491,275)
Professional Services	447,945	410,616	203,081	208	49%	30,697	(172,383)
Technical Services	124,602	114,219	62,543	52	55%	37,664	(24,880)
Repairs & Maintenance	101,397	92,947	26,157	66	28%	4,055	(22,101)
Rentals	-	-	4,620	(5)	-	-	(4,620)
Communications	4,500	4,125	1,887	2	46%	9,831	7,944
Advertising	15,000	13,750	10,147	5	74%	4,705	(5,442)
Printing & Binding	5,000	4,583	1,443	1	31%	67	(1,376)
Travel	1,000	917	23	1	3%	700	677
Dues & Fees	1,900	1,742	730	1	42%	2,975	2,245
Education & Training	3,000	2,750	1,295	1	47%	-	(1,295)
Purchased/ Contracted Services	2,641,344	2,421,232	3,692,018	(1,271)	152%	1,978,946	(1,713,072)
Supplies	11,500	10,542	9,119	1	87%	11,920	2,802
Food	1,000	945	1,513	(1)	160%	90	(1,423)
Books & Periodicals	1,000	917	1,062	(0)	116%	59	(1,003)
Small Equipment	2,300	2,263	3,424	(1)	151%	-	(3,424)
Supplies and Materials	15,800	14,666	15,118	(0)	103%	12,069	(3,049)
Transfers to Capital Fund	-	-	-	-	-	9,750	9,750
Transfers Out	-	-	-	-	-	9,750	9,750
Total Community Development	2,657,144	2,435,898	3,707,136	(1,271)	152%	2,000,765	(1,706,371)

City of Dunwoody
YTD Statement of Revenues and
Expenses Through November 30, 2015

<i>Economic Development</i>	Total Annual Budget	YTD Budget	YTD Actual	Variance (\$ '000)	(% of YTD Budget)	Prior YTD Actual	Flux (Diff from Prior Year)
Purchased/ Contracted Services	91,468	83,989	69,544	14	83%	64,130	(5,414)
Supplies and Materials	64,005	58,671	52,834	6	90%	1,663	(51,171)
Transfers Out	1,356,000	1,356,000	1,356,000	-	100%	1,188,833	(167,167)
Total Economic Development	1,511,473	1,498,660	1,478,378	20	99%	1,254,626	(223,752)



<i>Economic Development</i>	Total Annual Budget	YTD Budget	YTD Actual	Variance (\$ '000)	(% of YTD Budget)	Prior YTD Actual	Flux (Diff from Prior Year)
Professional Services	40,000	36,667	30,500	6	83%	27,500	(3,000)
Technical Services	7,800	7,150	8,214	(1)	115%	7,860	(354)
Communications	968	887	6	1	1%	0	(6)
Advertising	34,200	31,350	25,792	6	82%	25,025	(767)
Printing & Binding	3,500	3,208	-	3	0%	394	394
Travel	1,500	1,375	981	0	71%	49	(931)
Dues & Fees	3,500	3,351	4,051	(1)	121%	2,606	(1,445)
Education & Training	-	-	-	-	-	695	695
Purchased/ Contracted Services	91,468	83,989	69,544	14	83%	64,130	(5,414)
Supplies	-	-	-	-	-	1,663	1,663
Utilities	62,505	57,296	51,305	6	90%	-	(51,305)
Food	1,500	1,375	1,135	0	83%	-	(1,135)
Small Equipment	-	-	395	(0)	-	-	(395)
Supplies and Materials	64,005	58,671	52,834	6	90%	1,663	(51,171)
Transfers to Debt Service Fund	1,356,000	1,356,000	1,356,000	-	100%	1,188,833	(167,167)
Transfers Out	1,356,000	1,356,000	1,356,000	-	99%	1,254,626	(223,752)
Total Economic Development	1,511,473	1,498,660	1,478,378	20	99%	1,254,626	(223,752)

<i>Contingency</i>	Total Annual Budget	YTD Budget	YTD Actual	Variance (\$ '000)	(% of YTD Budget)	Prior YTD Actual	Flux (Diff from Prior Year)
Contingency	400,000	366,667	-	367	0%	-	-
Total Contingency	400,000	366,667	-	367	0%	-	-
Total General Fund Expenditures	28,016,426	25,867,829	25,351,575	516	98%	20,171,854	(5,179,720)
Total Revenues over/(under) Expenditures	469,613	(790,207)	2,086,514	2,877	-264%	(817,809)	2,904,323

City of Dunwoody
YTD Statement of
Expenses Through November 30, 2015

<i>Capital Projects Fund</i>	Original Budget	Adjustments/ Amendments	Total Project Budget	Spent in Prior Years	Spent in Current Year	Total Spent to Date	Project Balance
Expenditures							
Courtroom and Council AV COMPLETED 2015	140,400	-	140,400	(127,191)	(4,714)	(131,905)	8,495
Website Redesign and Replacement COMPLETED 2015	65,000	-	65,000	(55,854)	(12,831)	(68,685)	(3,685)
Data Center Power Protection	25,620	-	25,620	-	(5,675)	(5,675)	19,945
Physical Access and Video Control Management System	50,000	-	50,000	-	-	-	50,000
Unified Threat Management System	30,000	-	30,000	-	(35,792)	(35,792)	(5,792)
Information Technology	311,020	-	311,020	(183,045)	(59,012)	(242,057)	68,963
City Hall Design & Engineering Prefunding	100,000	500,000	600,000	-	-	-	600,000
Programming Study for Future City Hall	50,000	-	50,000	(1,200)	-	(1,200)	48,800
City Hall Reconfiguration for Efficiency	31,500	40,000	71,500	(17,084)	(24,733)	(41,817)	29,683
Facilities Improvement Partnership Program (2015 FIPP)	250,000	-	250,000	-	(22,941)	(22,941)	227,059
Facilities	181,500	551,918	733,418	57,092	115,031	172,123	905,542
Fixed LPR & Mobile LPR	119,875	-	119,875	(49,459)	-	(49,459)	70,416
Code Red	24,500	-	24,500	(18,875)	-	(18,875)	5,625
Vehicle Replacement	2,000,000	59,026	2,059,026	(483,284)	(741,061)	(1,224,345)	834,681
Daily Report Software	12,400	-	12,400	-	-	-	12,400
Surveillance System	113,000	180,375	293,375	(198,362)	(18,089)	(216,451)	76,924
New Position-Detective Machinery & Equipment	30,000	-	30,000	(26,057)	-	(26,057)	3,943
AFIS Automated Fingerprint Identification System	54,398	-	54,398	-	(48,325)	(48,325)	6,073
Gated Community Access Controls	-	40,000	40,000	-	(25,523)	(25,523)	14,477
Police Department	2,354,173	279,401	2,633,574	(776,037)	(832,998)	(1,609,035)	1,024,539
Dunwoody Village TE Project	2,100,000	(525,103)	1,574,897	(1,127,854)	(35,982)	(1,163,836)	411,061
Road Resurfacing	10,631,000	83,697	10,714,697	(7,051,103)	(1,841,336)	(8,892,439)	1,822,259
New Sidewalks and ADA Ramps	2,970,000	75,000	3,045,000	(1,891,063)	(765,197)	(2,656,260)	388,740
New Sidewalks and ADA Ramps (2010) COMPLETED 2011	100,000	-	100,000	(100,000)	-	(100,000)	-
New Sidewalks and ADA Ramps (2011) COMPLETED 2013	850,000	(135,000)	715,000	(715,000)	-	(715,000)	-
New Sidewalks and ADA Ramps (2012) COMPLETED 2014	650,000	(80,000)	570,000	(570,000)	-	(570,000)	-
New Sidewalks and ADA Ramps (2013) COMPLETED 2014	200,000	260,000	460,000	(460,000)	-	(460,000)	-
New Sidewalks and ADA Ramps (2014) COMPLETED 2015	230,000	-	230,000	(46,063)	(183,937)	(230,000)	-
Winters Chapel (WalMart contribution) COMPLETED 2015	-	7,338	7,338	(7,338)	-	(7,338)	-
Tilly Mill sidewalk design-Womack to North Peachtree	-	-	-	-	(23,373)	(23,373)	(23,373)
Sidewalk Construction (2015)	940,000	22,662	962,662	7,338	(557,887)	(550,549)	412,113
Traffic Calming Radar Signs	100,000	-	100,000	(11,650)	-	(11,650)	88,350
Traffic Calming (2010)	25,000	-	25,000	(11,650)	-	(11,650)	13,350
Traffic Calming Radar Signs (2013)	75,000	-	75,000	-	-	-	75,000
N. Peachtree Rd/Tilly Mill Intersection Improvement	2,850,000	-	2,850,000	(420,330)	(183,532)	(603,862)	2,246,138
N. Peachtree Rd/Tilly Mill Intersection Improvements (2010) COMPLETED 2012	75,000	-	75,000	(75,000)	-	(75,000)	-
N. Peachtree Rd/Tilly Mill Intersection Improvements (2011) COMPLETED 2014	100,000	-	100,000	(100,000)	-	(100,000)	-
Tilly Mill/N. Peachtree Construction (partial funding)	750,000	70,576	820,576	-	(56,786)	(56,786)	763,790
Tilly Mill/N. Peachtree Intersection Improvements-ROW Acquisition	300,000	-	300,000	(240,906)	(126,746)	(367,652)	(67,652)
Partial Construction Funding-Tilly Mill at North P'tree	800,000	-	800,000	-	-	-	800,000
Tilly Mill/N. Peachtree/Peeler Intersection D&E COMPLETED 2015	75,000	(70,576)	4,424	(4,424)	-	(4,424)	(0)
Construction funding for Tilly Mill at N. P'tree Intersection Improvements (2015)	750,000	-	750,000	-	-	-	750,000
Mt. Vernon Rd/Vermack Intersection Improvement	325,000	106,000	431,000	(97,451)	(58,093)	(155,543)	275,457
Mt. Vernon Rd/Vermack Intersection Improvements (2010) COMPLETED 2013	25,000	-	25,000	(25,000)	-	(25,000)	-
Mt. Vernon Rd/Vermack Intersection Improvements (2013)	-	106,000	106,000	(72,451)	(5,738)	(78,189)	27,811
ROW Funding-Mt. Vernon at Vermack	150,000	-	150,000	-	(52,355)	(52,355)	97,645
D&E for Mt. Vernon Road at Vermack	150,000	-	150,000	-	-	-	150,000
Womack/Vermack Intersection Improvement	200,000	200,000	400,000	(69,912)	-	(69,912)	330,088
Womack/Vermack Intersection Improvement (2011)	100,000	200,000	300,000	(69,912)	-	(69,912)	230,088
Womack/Vermack Intersection Improvement (2012)	100,000	-	100,000	-	-	-	100,000
Wayfinding	150,000	-	150,000	(79,516)	(42,178)	(121,695)	28,305
Chamblee Dunwoody & Spalding Drive	370,000	55,000	425,000	(102,535)	(14,400)	(116,935)	308,065
Chamblee Dunwoody & Spalding Drive (2013) COMPLETED 2014	-	55,000	55,000	(55,000)	-	(55,000)	-
Chamblee Dunwoody & Spalding Drive (2014)	120,000	-	120,000	(47,535)	-	(47,535)	72,465
ROW acquisition for Chamblee Dunwoody at Spalding Intersection Improvements (2015)	250,000	-	250,000	-	(14,400)	(14,400)	235,600
School Pedestrian Safety Improvements	-	40,000	40,000	(37,816)	(4,100)	(41,916)	(1,916)
Concept Funding-Tilly Mill at Mt. Vernon Place	25,000	-	25,000	-	(2,500)	(2,500)	22,500
Concept Funding-Mt. Vernon at Tilly Mill	25,000	-	25,000	-	(5,000)	(5,000)	20,000
Concept Funding-Chamblee Dunwoody at Peeler	50,000	-	50,000	-	-	-	50,000
Citywide Traffic Signal Communications (ITS)	265,000	-	265,000	-	(91,131)	(91,131)	173,869

City of Dunwoody
YTD Statement of
Expenses Through November 30, 2015

<i>Capital Projects Fund</i>	Original Budget	Adjustments/ Amendments	Total Project Budget	Spent in Prior Years	Spent in Current Year	Total Spent to Date	Project Balance
Expenditures							
Intelligent Traffic System (ITS)-adding signals to network	85,000	-	85,000	-	(91,131)	(91,131)	(6,131)
Citywide Traffic Signal Communications	180,000	-	180,000	-	-	-	180,000
Chamblee Dunwoody Rd Bicycle & Pedestrian Imprv (Cambridge to VV)	1,650,000	1,600,000	3,250,000	(51,977)	(36,963)	(88,940)	3,161,060
Chesnut Elementary Pedestrian Project	-	13,915	13,915	(13,915)	-	(13,915)	-
Kingsley Safe Routes to School-retaining walls	-	82,845	82,845	(43,439)	(10,084)	(53,523)	29,322
Construction Funding Mt. Vernon/Womack Pedestrian Crossing Improvements	-	150,000	150,000	-	(45,379)	(45,379)	104,621
Chamblee Dunwoody Georgetown Corridor	275,000	150,000	425,000	-	(53,421)	(53,421)	371,579
Watermain Project with DeKalb (will be reimbursed)	-	561,304	561,304	-	(1,010,575)	(1,010,575)	(449,270)
Crosswalk replacement with PCID (will be reimbursed)	-	243,834	243,834	-	(969,355)	(969,355)	(725,521)
IGA Doraville Crosswalk	-	40,000	40,000	-	-	-	40,000
Public Works	21,986,000	2,876,493	24,862,493	(10,998,561)	(5,169,225)	(16,167,786)	8,694,707
Pernoshal Park	1,025,000	2,225,000	3,250,000	(6,315)	(1,922,075)	(1,928,390)	1,321,610
<i>Pernoshal Park-Partial Funding for 5 Acre Park (Ph II) at 19 acre property- Grading, parking, and multi-use trail COMPLETED 2015</i>	1,025,000	-	1,025,000	(6,315)	(1,018,685)	(1,025,000)	-
Pernoshal Park	-	2,225,000	2,225,000	-	(903,390)	(903,390)	1,321,610
Brook Run Park Improvements	150,000	126,945	276,945	(111,114)	(174,444)	(285,559)	(8,613)
Brook Run Trail	572,010	675,179	1,247,189	(1,129,580)	(111,635)	(1,241,215)	5,974
<i>Brook Run Trail Phase I (DNR grant match) COMPLETED 2013</i>	30,810	-	30,810	(30,810)	-	(30,810)	-
<i>Brook Run Trail Construction and Improvements COMPLETED 2013</i>	200,200	123,177	323,377	(323,377)	-	(323,377)	-
<i>Brook Run Trail Construction Phase II COMPLETED 2014</i>	341,000	325,600	666,600	(666,600)	-	(666,600)	-
<i>Brook Run Trail Phase 3A COMPLETED 2015</i>	-	211,402	211,402	(100,322)	(111,080)	(211,402)	-
Brook Run Trail Phase 3B	-	15,000	15,000	(8,471)	(555)	(9,026)	5,974
Nancy Creek Greenway	25,000	-	25,000	(17,463)	-	(17,463)	7,538
Dunwoody Gateway Market Installation	150,000	-	150,000	(9,618)	-	(9,618)	140,382
Donaldson Chesnut Facility Stabilization	226,000	-	226,000	-	(34,655)	(34,655)	191,345
Design for Future Parks Trails Projects	25,000	-	25,000	-	-	-	25,000
Brook Run Dog Park Relocation	195,000	-	195,000	(35,268)	(132,677)	(167,945)	27,055
Dunwoody Park Parking Lot Resurfacing	100,000	-	100,000	(82,431)	-	(82,431)	17,569
<i>Emergency Notification System for Brook Run Park and Dunwoody Park COMPLETED 2015</i>	85,000	-	85,000	(72,012)	(1,003)	(73,015)	11,985
<i>Georgetown Park-Shade Structure COMPLETED 2015</i>	-	75,000	75,000	-	(65,000)	(65,000)	10,000
Georgetown Park-Play Structure	-	25,000	25,000	-	-	-	25,000
Dunwoody Nature Center Parking Lot Resurfacing	100,000	-	100,000	-	(57,948)	(57,948)	42,052
Constr. Dunwoody Renaissance 5 acre Park	-	3,200,000	3,200,000	-	-	-	3,200,000
Constr. Great Lawn @ Brook Run	-	300,000	300,000	-	-	-	300,000
50 Perimeter Center East and 185 Perimeter Center Parkway	-	-	-	-	(380,022)	(380,022)	(380,022)
Parks	2,653,010	6,627,124	9,280,134	(1,463,801)	(2,879,458)	(4,343,259)	4,936,875
<i>Plotter Purchase COMPLETED 2015</i>	20,000	-	20,000	(6,096)	(3,048)	(9,144)	10,856
Community Development	20,000	-	20,000	(6,096)	(3,048)	(9,144)	10,856
Total	27,505,703	10,334,936	37,840,639	(13,370,449)	(8,828,710)	(22,199,158)	15,641,481

City of Dunwoody
YTD Statement of Revenues and
Expenses Through November 30, 2015

<i>E911 Fund</i>	Total Annual Budget	YTD Budget	YTD Actual	Variance <small>(% of YTD Budget)</small>	Prior YTD Actual	Flux <small>(Diff from Prior Year)</small>	
				<small>(\$ '000)</small>			
Revenues							
E911 Revenue	1,200,000	1,050,000	1,079,717	30	103%	1,159,521	79,803
Transfers In	73,300	67,192	26,678	(41)	40%	-	(26,678)
Total Revenues	1,273,300	1,117,192	1,106,395	(11)	99%	1,159,521	53,126
Expenditures							
Communications	148,300	135,942	73,919	62	54%	154,365	80,447
Intergovernmental-E911 (Chatcomm)	1,125,000	1,031,250	1,031,250	-	100%	1,087,500	56,250
Total Expenditures	1,273,300	1,167,192	1,106,395	61	95%	1,241,865	135,470
Total Revenues over/(under) Expenditures	-	(50,000)	-	50	0%	(82,345)	(82,345)

City of Dunwoody
 YTD Statement of Revenues and
 Expenses Through November 30, 2015

<i>Hotel Excise Tax Fund</i>	Total Annual Budget	YTD Budget	YTD Actual	Variance	Prior YTD Actual	Flux
				(\$ '000)	(% of YTD Budget)	(Difference from Prior Year)
Revenues						
Hotel/Motel Tax	2,300,000	2,108,333	2,392,842	285	113%	2,275,828 (117,015)
Interest Revenue	-	-	13	0		25 12
Total Revenues	2,300,000	2,108,333	2,392,855	285	113%	2,275,853 (117,002)
Expenditures						
Transfers to General Fund	1,380,000	1,265,000	1,435,718	(171)	113%	1,365,514 (70,204)
Transfers to Component Unit - CVBD	920,000	843,333	957,137	(114)	113%	910,331 (46,806)
Total Expenditures	2,300,000	2,108,333	2,392,855	(285)	113%	2,275,845 (117,010)
Total Revenues over/(under) Expenditures	-	-	1	0		8 8

City of Dunwoody
YTD Statement of Revenues and
Expenses Through November 30, 2015

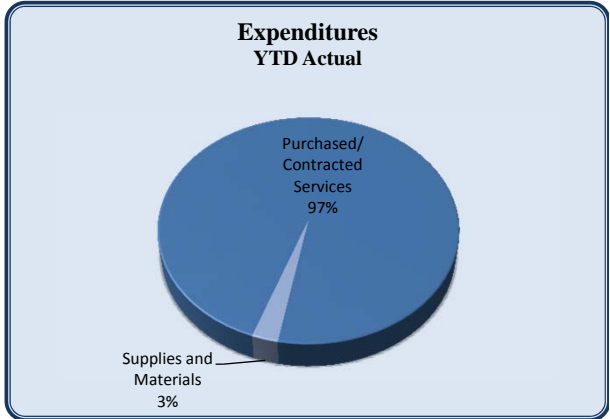
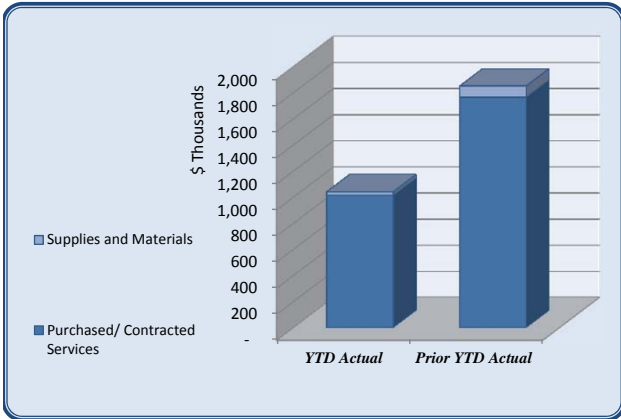
<i>HOST Fund</i>	Total Annual Budget	YTD Budget	YTD Actual	Variance	Prior YTD Actual	Flux	
				(\$ '000)	(% of YTD Budget)	(Difference from Prior Year)	
Revenues							
Homestead Option Sales Tax	5,300,000	3,433,070	3,554,794	122	104%	5,176,148	1,621,354
Interest Revenue	4,500	4,125	1,924	(2)	47%	2,529	605
Total Revenues	5,304,500	3,437,195	3,556,718	120	103%	5,178,677	6,921,354
Expenditures							
Transfers Out - Capital (PW)	5,300,000	5,300,000	5,300,000	-	100%	-	(5,300,000)
Total Expenditures	5,300,000	5,300,000	5,300,000	-	100%	-	(5,300,000)
Total Revenues over/(under) Expenditures	4,500	(1,862,805)	(1,743,282)	120	94%	5,178,677	6,921,354

City of Dunwoody
YTD Statement of Revenues and
Expenses Through November 30, 2015

<i>Debt Service Fund</i>	Total Annual Budget	YTD Budget	YTD Actual	Variance		Prior YTD Actual	Flux
				(\$ '000)	(% of YTD Budget)		(Difference from Prior Year)
Revenues							
Transfers from General Fund	1,464,367	1,342,336	1,464,367	122	109%	1,288,169	(176,198)
Total Revenues	1,464,367	1,342,336	1,464,367	122	109%	1,288,169	(176,198)
Expenditures							
Lease Principal	-	-	-	-		1,157,044	1,157,044
Lease Interest	-	-	-	-		102,379	102,379
Transfers Out - CU	1,464,088	1,385,566	1,437,914	(52)	104%	28,491	(1,409,423)
Total Expenditures	1,464,088	1,385,566	1,437,914	(52)	104%	1,287,914	(150,000)
Total Revenues over/(under) Expenditures	279	(43,230)	26,453	70	-61%	255	(26,198)

City of Dunwoody
YTD Statement of Revenues and
Expenses Through November 30, 2015

<i>Stormwater fund</i>	Total Annual Budget	YTD Budget	YTD Actual	Variance		Prior YTD Actual	Flux
				(\$ '000)	(% of YTD Budget)		(Difference from Prior Year)
Revenues							
Stormwater Utility Charges	1,851,622	1,841,622	1,914,048	72	104%	1,793,230	(120,818)
Interest Revenue	800	733	634	(0)	87%	1,161	527
Residual Equity Transfer In	269,078	269,078	269,078	-	100%	-	(269,078)
Total Revenues	2,121,500	2,111,433	2,183,760	72	103%	1,794,391	(389,369)
Expenditures							
Official/Admin Svcs	120,000	110,000	91,665	18	83%	110,000	18,335
Professional Services-Stormwater	160,000	146,667	105,055	42	72%	50,024	(55,030)
Repairs & Maintenance	1,785,000	1,735,000	811,287	924	45%	1,605,364	794,077
Rep & Maint-Riprap Program	5,000	4,583	5,142	(1)	112%	-	(5,142)
Communications	-	-	140	(0)	-	-	(140)
Printing & Binding	500	458	5	0	1%	-	(5)
Dues & Fees	500	458	500	(0)	109%	431	(69)
Purchased/ Contracted Services	2,071,000	1,997,167	1,013,794	983	51%	1,765,820	752,027
Supplies	50,000	45,833	26,764	19	58%	84,889	58,125
Books & Periodicals	500	458	-	0	0%	-	-
Supplies and Materials	50,500	46,292	26,764	20	58%	84,889	58,125
Total Expenditures	2,121,500	2,043,458	1,040,558	1,003	51%	1,850,710	810,152
Total Revenues over/(under) Expenditures	-	67,975	1,143,202	1,075	1682%	(56,318)	(1,199,520)



Convention Visitors' Bureau of Dunwoody
Monthly Statement of Revenues and Expenses
November 30, 2015

CVB of Dunwoody	Variance				
	Total Annual Budget	YTD Budget	YTD Actual	(% of YTD Budget)	Prior YTD Actual
Fund Balance	-	-	-		
Revenues					
Interest Revenue	1,152	7,739	1,271	16%	950
Rental Revenue	8,442	-	7,377		-
Other Revenue	-	947,328	-	0%	-
Tax Revenue	1,033,449	20,000	957,137	4786%	910,331
Residual Equity Transfer (Promotional Reserv	20,000	-	5,000		-
Total Revenues	1,043,043	975,067	965,785	99%	911,281
Expenditures					
<i>Employees/Personnel</i>					
Salaries	288,757	32,350	254,958	788%	218,765
Benefits	35,554	24,769	28,293	114%	17,354
Payroll Taxes	28,876	-	19,414		17,581
Unemployment	-	6,320	-	0%	(810)
Medic	-	-	-		-
<i>Total Employees/Personnel Expenditures</i>	353,187	63,439	302,665	477%	252,890
<i>Administrative</i>					
Depreciation Expense	-	247,711	-	0%	-
Legal & Professional Fees	18,140	2,800	15,543	555%	10,066
Rent	44,047	2,000	52,666	2633%	38,053
Employee Development	6,320	1,745	5,798	332%	4,208
Equipment Lease	1,920	10,000	1,835	18%	1,668
IT Support	6,960	17,770	8,563	48%	6,465
Insurance	3,900	6,380	6,390	100%	3,868
Postage/Courier/Ovenight Mail	-	40,339	1,458	4%	807
Telephone/Internet	8,400	6,600	6,465	98%	5,985
Licenses & Fees	3,050	3,450	39	1%	7,190
Miscellaneous	1,200	2,200	447	20%	665
Office Expense	2,400	-	9,761		2,554
Vehicle Expenses	-	71,500	-	0%	-
Meals & Meeting Expenses	3,600	1,100	2,216	201%	2,396
Travel	7,200	-	3,012		4,060
Small Equipment	2,000	7,700	9,803	127%	8,950
Furniture & Fixtures	10,000	700	-	0%	-
<i>Total Administrative Expenditures</i>	119,137	421,995	123,996	29%	96,934
<i>Marketing</i>					
Research	40,000	-	40,154		6,800
Graphic Design	30,800	-	23,811		24,500
Public Relations	12,000	40,000	16,851	42%	10,950
Website Management	72,579	54,500	65,770	121%	42,753
Website Marketing	59,000	-	39,061		49,478
Advertising - Print	96,000	13,500	80,991	600%	77,974
Advertising - Digital	78,000	88,000	53,374	61%	95,524
Printing	23,800	12,000	9,207	77%	18,270
Postage/Courier/Ovenight Mail	2,400	23,800	9	0%	143
Dues & Subscriptions	9,483	28,800	20,270	70%	2,802
Memberships	12,259	1,650	11,313	686%	12,275
Customer Relationship Management Tool	13,500	9,374	13,500	144%	13,500
Photography	9,000	2,200	5,601	255%	10,050
Miscellaneous	1,800	9,000	83	1%	1,179
<i>Total Marketing Expenditures</i>	460,621	282,824	379,995	134%	366,199
<i>Promotional</i>					
Community Development	-	20,569	-	0%	17,099
Conventions and Trade Shows	20,569	22,100	23,784	108%	17,920
Event Hosting & Site Visits	24,500	3,300	43,892	1330%	6,440
Sponsorships	-	33,500	22,600	67%	13,000
Group Sales Show Sponsorships	33,500	12,100	-	0%	-
Meals and Business Development	3,600	10,000	4,828	48%	2,179
Meeting Bids and Incentives	10,000	11,000	-	0%	3,000
Promotions	24,800	-	45,129		28,533
Travel	13,200	-	12,604		13,403
Promotional Materials	12,000	24,150	18,393	76%	16,721
<i>Total Promotional Expenditures</i>	142,169	136,719	171,230	125%	118,295
Total Expenditures	1,075,114	904,977	977,886	108%	834,319
Total Revenues over/(under) Expenditures	(32,071)	70,090	(12,101)		76,962

VENDOR SET: 01 City of Dunwoody, GA
 BANK: 01 Suntrust Concentration
 DATE RANGE: 11/01/2015 THRU 99/99/9999

VENDOR I.D.	NAME	STATUS	CHECK DATE	AMOUNT	DISCOUNT	CHECK NO	CHECK STATUS	CHECK AMOUNT
001145	ETS Corporation							
I-October 2015	ETS Corporation	D	11/01/2015			000000		
100 1516.523900.00	Merchant Services	ETS Corporation		1,751.07				1,751.07
001615	PNC Bank, N. A.							
I-December 2015	PNC Bank, N. A.	D	11/10/2015			000000		
405 8000.581200.01	Lease Principal	PNC Bank, N. A.		16,291.65				
405 8000.582200.01	Lease Interest	PNC Bank, N. A.		851.79				17,143.44

* * T O T A L S * *	NO	INVOICE AMOUNT	DISCOUNTS	CHECK AMOUNT
REGULAR CHECKS:	0	0.00	0.00	0.00
HAND CHECKS:	0	0.00	0.00	0.00
DRAFTS:	2	18,894.51	0.00	18,894.51
EFT:	0	0.00	0.00	0.00
NON CHECKS:	0	0.00	0.00	0.00
VOID CHECKS:	0 VOID DEBITS	0.00		
	VOID CREDITS	0.00	0.00	0.00

TOTAL ERRORS: 0

** G/L ACCOUNT TOTALS **

G/L ACCOUNT	NAME	AMOUNT
100 1516.523900.00	Merchant Services	1,751.07
	*** FUND TOTAL ***	1,751.07
405 8000.581200.01	Lease Principal	16,291.65
405 8000.582200.01	Lease Interest	851.79
	*** FUND TOTAL ***	17,143.44

VENDOR SET: 01	BANK: 01	TOTALS:	NO	INVOICE AMOUNT	DISCOUNTS	CHECK AMOUNT
			2	18,894.51	0.00	18,894.51
BANK: 01	TOTALS:		2	18,894.51	0.00	18,894.51

VENDOR SET: 01 City of Dunwoody, GA

BANK: 03 Suntrust Disbursement Acc

DATE RANGE:11/01/2015 THRU 99/99/9999

VENDOR I.D.	NAME	STATUS	CHECK DATE	AMOUNT	DISCOUNT	CHECK NO	CHECK STATUS	CHECK AMOUNT
000022	ADP							
I-464028384	ADP	D	11/20/2015			000000		
100 1512.521200.00	Professional Services	ADP		645.58				645.58
000025	Clark Patterson Lee							
I-59	Clark Patterson Lee	D	11/18/2015			000000		
100 7000.521100.01	Official/Admin Svcs	Clark Patterson Lee		132,250.00				132,250.00
000029	Lowe Engineers, LLC							
I-15812	Lowe Engineers, LLC	D	11/30/2015			000000		
100 4100.521100.01	Official/Admin Svcs	Lowe Engineers, LLC		18,750.00				
100 6200.521100.01	Official/Admin Svcs	Lowe Engineers, LLC		16,900.00				
560 4320.521100.01	Official/Admin Svcs	Lowe Engineers, LLC		8,333.17				
I-15813	Lowe Engineers, LLC	D	11/30/2015			000000		
560 4320.521200.09	Prof Svcs-Stormwater	Lowe Engineers, LLC		9,720.00				
I-15814	Lowe Engineers, LLC	D	11/30/2015			000000		
350 4200.522200.00	Repairs & Maintenance	Lowe Engineers, LLC		3,013.20				
350 4200.541400.00	Infrastructure	Lowe Engineers, LLC		6,807.60				
350 4200.541400.00	Infrastructure	Lowe Engineers, LLC		1,116.00				
350 6200.521200.00	Professional Services	Lowe Engineers, LLC		2,120.40				
350 4100.521200.00	Professional Service	Lowe Engineers, LLC		2,120.40				
560 4320.522200.00	Repairs & Maintenance	Lowe Engineers, LLC		2,790.00				71,670.77
000073	JAT Consulting Services, Inc							
I-46	JAT Consulting Services, Inc	D	11/01/2015			000000		
100 1511.521100.01	Official/Admin Svcs	JAT Consulting Servi		104,652.39				
I-47	JAT Consulting Services, Inc	D	11/01/2015			000000		
100 1511.521100.01	Official/Admin Svcs	JAT Consulting Servi		104,652.39				209,304.78
000094	WEX BANK							
I-42986053	WEX BANK	D	11/06/2015			000000		
100 3200.531270.00	Gasoline	WEX BANK		1,115.92				1,115.92
000137	Medcom Services, Inc							
I-10/31/2015	Medcom Services, Inc	D	11/07/2015			000000		
100 0000.121300.16	Flex Spending Ded Payable	Medcom Services, Inc		99.47				
I-11/7/2015	Medcom Services, Inc	D	11/07/2015			000000		
100 0000.121300.16	Flex Spending Ded Payable	Medcom Services, Inc		192.30				291.77
000137	Medcom Services, Inc							
I-11/14/2015	Medcom Services, Inc	D	11/14/2015			000000		
100 0000.121300.16	Flex Spending Ded Payable	Medcom Services, Inc		58.53				58.53

VENDOR SET: 01 City of Dunwoody, GA

BANK: 03 Suntrust Disbursement Acc

DATE RANGE:11/01/2015 THRU 99/99/9999

VENDOR I.D.	NAME	STATUS	CHECK DATE	AMOUNT	DISCOUNT	CHECK NO	CHECK STATUS	CHECK AMOUNT
000271	Georgia Bureau of Investigatio							
I-303-256636	Georgia Bureau of Investigatio	D	11/01/2015			000000		
100 3200.521300.00	Technical Svcs		Georgia Bureau of In	1,700.00				1,700.00
001421	Chattahoochee River 911 Author							
I-December 2015	Chattahoochee River 911 Author	D	11/25/2015			000000		
215 3800.571000.00	Intergovernmental-E911		Chattahoochee River	93,750.00				93,750.00
001480	Interdev, LLC							
I-1004841	Interdev, LLC	D	11/30/2015			000000		
100 1535.521100.01	Official/Admin Svcs		Interdev, LLC	38,173.50				38,173.50
001551	Jacobs							
I-EEXF9503-111315	Jacobs	D	11/18/2015			000000		
100 1570.521100.01	Official/Admin Svcs		Jacobs	25,662.75				25,662.75
001565	Georgia Development Partners,							
I-WQ-078#1	Georgia Development Partners,	D	11/02/2015			000000		
350 6200.541400.00	Infrastructure		Georgia Development	49,887.75				
I-WQ-079#1	Georgia Development Partners,	D	11/02/2015			000000		
350 6200.541200.00	Site improvements		Georgia Development	11,555.80				61,443.55
001914	PCE Atlanta Office, LLC							
I-PC41-100/340 Elect	PCE Atlanta Office, LLC	D	11/06/2015			000000		
100 1565.531230.00	Electricity		PCE Atlanta Office,	1,497.57				1,497.57
001914	PCE Atlanta Office, LLC							
I-PC41-100/340/Dec15	PCE Atlanta Office, LLC	D	11/17/2015			000000		
100 1565.522300.00	Rentals		PCE Atlanta Office,	3,346.62				
100 0000.123310.00	Abated Rent		PCE Atlanta Office,	43,724.87				47,071.49
000022	ADP							
I-463411490	ADP	D	11/06/2015			000002		
100 1512.521200.00	Professional Services		ADP	541.58				541.58
000137	Medcom Services, Inc							
I-11/21/2015	Medcom Services, Inc	D	11/21/2015			000002		
100 0000.121300.16	Flex Spending Ded Payable		Medcom Services, Inc	575.00				575.00
001936	Specialized Title Services, In							
I-Escrow50PCE/185PCP	Specialized Title Services, In	R	11/02/2015			020314		
350 6200.541100.00	Sites		Specialized Title Se	50,000.00				50,000.00

VENDOR SET: 01 City of Dunwoody, GA

BANK: 03 Suntrust Disbursement Acc

DATE RANGE:11/01/2015 THRU 99/99/9999

VENDOR I.D.	NAME	STATUS	CHECK DATE	AMOUNT	DISCOUNT	CHECK NO	CHECK STATUS	CHECK AMOUNT
000033	Dell Marketing LP							
I-XJD5X8K33	Dell Marketing LP	R	11/13/2015			020315		
100 3200.531600.00	Small Equipment		Dell Marketing LP	899.13				
I-XJDC9J515	Dell Marketing LP	R	11/13/2015			020315		
100 3200.531600.00	Small Equipment		Dell Marketing LP	694.49				
I-XJN4TW3F8	Dell Marketing LP	R	11/13/2015			020315		
100 1535.531600.00	Small Equipment		Dell Marketing LP	1,277.00				2,870.62
000061	Blue Cross Blue Shield							
I-000655502G	Blue Cross Blue Shield	R	11/13/2015			020316		
100 1110.512100.00	Group Insurance		Blue Cross Blue Shie	3,847.73				
100 1320.512100.00	Group Insurance		Blue Cross Blue Shie	2,558.44				
100 1330.512100.00	Group Insurance		Blue Cross Blue Shie	1,074.54				
100 1511.512100.00	Group Insurance		Blue Cross Blue Shie	1,560.65				
100 1540.512100.00	Group Insurance		Blue Cross Blue Shie	1,074.54				
100 2650.512100.00	Group Insurance		Blue Cross Blue Shie	1,562.50				
100 3200.512100.00	Group Insurance		Blue Cross Blue Shie	62,315.18				
100 4100.512100.00	Group Insurance		Blue Cross Blue Shie	1,560.65				75,554.23
000118	Peace Officers'							
I-November 2015	Peace Officers'	R	11/13/2015			020317		
100 0000.121300.15	POAB Deduction Payable		Peace Officers'	660.00				660.00
000130	Translation Station, INC							
I-53597	Translation Station, INC	R	11/13/2015			020318		
100 2650.521300.00	Technical Svcs		Translation Station,	180.13				180.13
000149	AT&T							
I-Nov 2015	AT&T	R	11/13/2015			020319		
100 1535.523200.00	Communications		AT&T	160.50				160.50
000150	Fidelity Security Life Insuran							
I-7458135	Fidelity Security Life Insuran	R	11/13/2015			020320		
100 0000.121300.12	EE-Vision Payable		Fidelity Security Li	481.34				481.34
000151	Wolfe, Timothy W.							
I-Aug-Oct 2015	Wolfe, Timothy W.	R	11/13/2015			020321		
100 2650.521200.00	Prof Svcs		Wolfe, Timothy W.	2,400.00				2,400.00
000156	Powell, Hugh R							
I-2045	Powell, Hugh R	R	11/13/2015			020322		
100 2650.521200.00	Prof Svcs		Powell, Hugh R	900.00				
I-2048	Powell, Hugh R	R	11/13/2015			020322		
100 2650.523500.00	Travel		Powell, Hugh R	168.93				1,068.93

VENDOR SET: 01 City of Dunwoody, GA
 BANK: 03 Suntrust Disbursement Acc
 DATE RANGE: 11/01/2015 THRU 99/99/9999

VENDOR I.D.	NAME	STATUS	CHECK DATE	AMOUNT	DISCOUNT	CHECK NO	CHECK STATUS	CHECK AMOUNT
000163	Metro Materials Inc.							
I-41737	Metro Materials Inc.	R	11/13/2015			020323		
100 4200.531100.00	Supplies		Metro Materials Inc.	896.50				
I-41825	Metro Materials Inc.	R	11/13/2015			020323		
100 4200.531100.00	Supplies		Metro Materials Inc.	1,207.68				2,104.18
000165	Vulcan Materials Company							
I-21212026672	Vulcan Materials Company	R	11/13/2015			020324		
560 4320.531100.00	Supplies		Vulcan Materials Com	321.75				321.75
000196	Georgia Management Agency, Inc							
I-59076	Georgia Management Agency, Inc	R	11/13/2015			020325		
560 4320.522200.00	Repairs & Maintenance		Georgia Management A	25,861.39				
100 4200.522200.02	R&M - Street Maintenance		Georgia Management A	34,620.60				60,481.99
000206	Georgia Power							
I-00751-73410/Oct15	Georgia Power	R	11/13/2015			020326		
100 6200.531230.00	Utilities		Georgia Power	273.85				273.85
000206	Georgia Power							
I-05318-67204/Oct15	Georgia Power	R	11/13/2015			020327		
100 4100.531230.00	Electricity		Georgia Power	779.09				779.09
000206	Georgia Power							
I-09153-15043/Oct15	Georgia Power	R	11/13/2015			020328		
100 6200.531230.00	Utilities		Georgia Power	24.36				24.36
000206	Georgia Power							
I-10230-32056/Oct15	Georgia Power	R	11/13/2015			020329		
100 6200.531230.00	Utilities		Georgia Power	24.30				24.30
000206	Georgia Power							
I-11317-75286/Oct15	Georgia Power	R	11/13/2015			020330		
100 6200.531230.00	Utilities		Georgia Power	26.57				26.57
000206	Georgia Power							
I-12030-46085/Oct15	Georgia Power	R	11/13/2015			020331		
100 6200.531230.00	Utilities		Georgia Power	24.30				24.30
000206	Georgia Power							
I-15158-51225/Oct15	Georgia Power	R	11/13/2015			020332		
100 6200.531230.00	Utilities		Georgia Power	236.43				236.43

VENDOR SET: 01 City of Dunwoody, GA
 BANK: 03 Suntrust Disbursement Acc
 DATE RANGE: 11/01/2015 THRU 99/99/9999

VENDOR I.D.	NAME	STATUS	CHECK DATE	AMOUNT	DISCOUNT	CHECK NO	CHECK STATUS	CHECK AMOUNT
000206	Georgia Power							
I-24953-72008/Oct15	Georgia Power	R	11/13/2015			020333		
100 6200.531230.00	Utilities	Georgia Power		117.62				117.62
000206	Georgia Power							
I-26354-99019/Oct15	Georgia Power	R	11/13/2015			020334		
100 6200.531230.00	Utilities	Georgia Power		24.30				24.30
000206	Georgia Power							
I-October 2015	Georgia Power	R	11/13/2015			020335		
100 4100.531230.00	Electricity	Georgia Power		37,529.29				
100 6200.531230.00	Utilities	Georgia Power		6,016.11				43,545.40
000249	Municipal Code Corporation							
I-000262543	Municipal Code Corporation	R	11/13/2015			020336		
100 1330.521200.00	Prof Svcs	Municipal Code Corpo		791.79				791.79
000262	Dunwoody Perimeter Chamber							
I-7161	Dunwoody Perimeter Chamber	R	11/13/2015			020337		
100 7500.523300.00	Advertising	Dunwoody Perimeter C		320.00				320.00
000269	DeKalb County Georgia							
I-6305611/Oct 2015	DeKalb County Georgia	R	11/13/2015			020338		
100 6200.531230.00	Utilities	DeKalb County Georgi		71.43				
I-6305655/Oct 2015	DeKalb County Georgia	R	11/13/2015			020338		
100 6200.531230.00	Utilities	DeKalb County Georgi		70.71				
I-6305677/Oct2015	DeKalb County Georgia	R	11/13/2015			020338		
100 6200.531230.00	Utilities	DeKalb County Georgi		365.20				
I-6305688/Oct 2015	DeKalb County Georgia	R	11/13/2015			020338		
100 6200.531230.00	Utilities	DeKalb County Georgi		64.94				
I-6780595/Oct 2015	DeKalb County Georgia	R	11/13/2015			020338		
100 6200.531230.00	Utilities	DeKalb County Georgi		64.94				637.22
000277	DeKalb Superior Court							
I-Parcel 5	DeKalb Superior Court	R	11/13/2015			020339		
350 4200.541400.00	Infrastructure	DeKalb Superior Cour		7,776.00				7,776.00
001282	United Maintenance, Inc.							
I-231535	United Maintenance, Inc.	R	11/13/2015			020340		
100 6200.522200.06	R&M-Parks	United Maintenance,		200.00				200.00
001328	LexisNexis Risk Data Managemen							
I-1502895-20151031	LexisNexis Risk Data Managemen	R	11/13/2015			020341		
100 1511.521300.00	Technical Services	LexisNexis Risk Data		50.00				50.00

VENDOR SET: 01 City of Dunwoody, GA
 BANK: 03 Suntrust Disbursement Acc
 DATE RANGE: 11/01/2015 THRU 99/99/9999

VENDOR I.D.	NAME	STATUS	CHECK DATE	AMOUNT	DISCOUNT	CHECK NO	CHECK STATUS	CHECK AMOUNT
001333	E. Harriman Construction, Inc.							
I-0918-15	E. Harriman Construction, Inc.	R	11/13/2015			020342		
100 6200.522200.06	R&M-Parks	E. Harriman Construc		13,620.00				13,620.00
001345	JEL Consulting Group, LLC							
I-234	JEL Consulting Group, LLC	R	11/13/2015			020343		
100 7500.521200.00	Professional Services	JEL Consulting Group		2,500.00				2,500.00
001444	Kenneth Wickham							
I-10/14/15	Kenneth Wickham	R	11/13/2015			020344		
100 2650.521200.00	Prof Svcs	Kenneth Wickham		400.00				
I-11/4/15	Kenneth Wickham	R	11/13/2015			020344		
100 2650.521200.00	Prof Svcs	Kenneth Wickham		400.00				800.00
001492	James Duncan and Associates, I							
I-386-14-14	James Duncan and Associates, I	R	11/13/2015			020345		
100 7000.521200.00	Prof Svcs	James Duncan and Ass		1,356.00				1,356.00
001493	Entek							
I-32331	Entek	R	11/13/2015			020346		
100 1565.522200.00	Repairs & Maintenance	Entek		619.00				619.00
001549	Gas South, LLC							
I-November 2015	Gas South, LLC	R	11/13/2015			020347		
100 6200.531230.00	Utilities	Gas South, LLC		474.85				474.85
001623	Unlimited Property Services, L							
I-585	Pipe farm	R	11/13/2015			020348		
100 4200.522200.02	R&M - Street Maintenance	Pipe farm		11,190.00				11,190.00
001690	Oldcastle Precast Inc.							
I-410132371	Oldcastle Precast Inc.	R	11/13/2015			020349		
560 4320.531100.00	Supplies	Oldcastle Precast In		546.45				546.45
001719	Perimeter Community Improvemen							
I-12615 (11)	Perimeter Community Improvemen	R	11/13/2015			020350		
250 4006.541400.14	Bike Impl Plan-Infrastructure	Perimeter Community		6,629.86				6,629.86
001737	Trees Atlanta							
I-DUNW-04	Trees Atlanta	R	11/13/2015			020351		
100 4100.521200.10	Tree Fund Expenses	Trees Atlanta		30,000.00				30,000.00
001780	Partners Risk Services, LLC							
I-106358	Partners Risk Services, LLC	R	11/13/2015			020352		
100 1540.523100.00	Property/Liability Insurance	Partners Risk Servic		348.00				348.00

VENDOR SET: 01 City of Dunwoody, GA

BANK: 03 Suntrust Disbursement Acc

DATE RANGE:11/01/2015 THRU 99/99/9999

VENDOR I.D.	NAME	STATUS	CHECK DATE	AMOUNT	DISCOUNT	CHECK NO	CHECK STATUS	CHECK AMOUNT
001797	Layne Inliner, LLC							
I-89075629	Layne Inliner, LLC	R	11/13/2015			020353		
560 4320.522200.00	Repairs & Maintenance	Layne Inliner, LLC		50,829.16				50,829.16
001824	Veith Traffic Services, LLC							
I-3011-18	Veith Traffic Services, LLC	R	11/13/2015			020354		
100 4200.522200.03	R&M - Traffic Signals	Veith Traffic Servic		650.00				650.00
001825	Randstad US LP							
I-R18547464	Randstad US LP	R	11/13/2015			020355		
100 2650.521300.00	Technical Svcs	Randstad US LP		596.34				
I-R18581067	Randstad US LP	R	11/13/2015			020355		
100 2650.521300.00	Technical Svcs	Randstad US LP		634.27				1,230.61
001868	American Heritage Life Insuran							
I-19795//Nov 2015	American Heritage Life Insuran	R	11/13/2015			020356		
100 0000.121300.18	AFLAC Deductions Payable	American Heritage Li		1,819.08				1,819.08
001870	Health Point Chiropractic & We							
I-October 2015	Health Point Chiropractic & We	R	11/13/2015			020357		
100 1540.512900.00	Other Employment Benefits	Health Point Chiropr		385.00				385.00
001900	Siren Operate Sensors, Inc.							
I-4156	Siren Operate Sensors, Inc.	R	11/13/2015			020358		
350 3200.542000.00	Machinery & Equipment	Siren Operate Sensor		12,180.00				12,180.00
001923	Divots Sportswear Co., Inc.							
I-261951A	Divots Sportswear Co., Inc.	R	11/13/2015			020359		
100 0000.111900.00	Accounts Receivable	Divots Sportswear Co		27.25				27.25
001925	SHI International Corporation							
I-B03938234	SHI International Corporation	R	11/13/2015			020360		
100 3200.531100.04	Supplies - Operating	SHI International Co		2,256.00				2,256.00
001928	Kilpatrick Townsend & Stockton							
I-11691164	Kilpatrick Townsend & Stockton	R	11/13/2015			020361		
100 1530.521200.02	Prof Svcs-Litigation	Kilpatrick Townsend		7,309.00				7,309.00
001930	Acevedo Interpretation & Media							
I-1001	Acevedo Interpretation & Media	R	11/13/2015			020362		
100 2650.521300.00	Technical Svcs	Acevedo Interpretati		1,590.00				1,590.00
001933	Metro Green Recycling, L.L.C.							
I-16656	Metro Green Recycling, L.L.C.	R	11/13/2015			020363		
100 4200.522200.02	R&M - Street Maintenance	Metro Green Recyclin		25.00				25.00

VENDOR SET: 01 City of Dunwoody, GA

BANK: 03 Suntrust Disbursement Acc

DATE RANGE:11/01/2015 THRU 99/99/9999

VENDOR I.D.	NAME	STATUS	CHECK DATE	AMOUNT	DISCOUNT	CHECK NO	CHECK STATUS	CHECK AMOUNT
001937	Curbco, Inc.							
I-2015-185 ADD	Curbco, Inc.	R	11/13/2015			020364		
350 6200.541400.00	Infrastructure	Curbco, Inc.		8,060.00				8,060.00
1	Prime Communications, LP							
I-2015BusTax OverPmt	Prime Communications, LP:	R	11/13/2015			020365		
100 0000.316100.00	Business & Occupation Tax	Prim Communications,		10.03				10.03
1	All Points Production Resourc							
I-Bud N Burgers	All Points Production Resourc:	R	11/13/2015			020366		
100 0000.127103.00	Special Event Sign Dep Payable	All Points Productio		250.00				
100 0000.347900.00	Pavilion Rentals	All Points Productio		600.00				
100 0000.321900.01	Other Licenses and permits	All Points Productio		600.00				1,450.00
1	APG 1200, LLC							
I-BusTaxRefund	APG 1200, LLC:	R	11/13/2015			020367		
100 0000.316100.00	Business & Occupation Tax	APG 1200, LLC:		980.63				980.63
1	APG PCE, LLC							
I-BusTaxRefund.	APG PCE, LLC:	R	11/13/2015			020368		
100 0000.316100.00	Business & Occupation Tax	APG PCE, LLC:		1,059.77				1,059.77
1	Universal Cleaners & Laundry							
I-BusTaxRefund2015	Universal Cleaners & Laundry:	R	11/13/2015			020369		
100 0000.316100.00	Business & Occupation Tax	Universal Cleaners &		250.20				250.20
1	Eric Dion Johnson							
I-Eric Johnson (2)	Eric Dion Johnson:	R	11/13/2015			020370		
100 3200.531100.04	Supplies - Operating	Eric Dion Johnson:		515.52				515.52
1	Dunwoody Homeowners Assoc							
I-Food Truck Refund	Dunwoody Homeowners Assoc:	R	11/13/2015			020371		
100 0000.127103.00	Special Event Sign Dep Payable	Dunwoody Homeowners		100.00				100.00
1	Atlanta Pet Rescue & Adoption							
I-Paws in the Park	Atlanta Pet Rescue & Adoption:	R	11/13/2015			020372		
100 0000.347900.00	Pavilion Rentals	Atlanta Pet Rescue &		800.00				
100 0000.321900.01	Other Licenses and permits	Atlanta Pet Rescue &		600.00				
100 0000.127103.00	Special Event Sign Dep Payable	Atlanta Pet Rescue &		100.00				1,500.00
1	Boy Scout Troop 477							
I-Sign Deposit Ref	Boy Scout Troop 477:	R	11/13/2015			020373		
100 0000.127103.00	Special Event Sign Dep Payable	Boy Scout Troop 477:		100.00				100.00

VENDOR SET: 01 City of Dunwoody, GA
 BANK: 03 Suntrust Disbursement Acc
 DATE RANGE: 11/01/2015 THRU 99/99/9999

VENDOR I.D.	NAME	STATUS	CHECK DATE	AMOUNT	DISCOUNT	CHECK NO	CHECK STATUS	CHECK AMOUNT
1	Michael Starling							
I-Starling Oct 2015	Michael Starling:	R	11/13/2015			020374		
100 7500.531300.00	Food	Michael Starling:		66.18				
100 7500.523500.00	Travel	Michael Starling:		550.65				616.83
000016	Stone, McElroy & Associates							
I-2597PA	Stone, McElroy & Associates	R	11/27/2015			020375		
100 3200.521200.00	Prof Svcs	Stone, McElroy & Ass		350.00				350.00
000033	Dell Marketing LP							
I-XJCJ9XTR9	Dell Marketing LP	R	11/27/2015			020376		
100 7000.531600.00	Small Equipment	Dell Marketing LP		712.31				712.31
000074	Standard Insurance							
I-December 2015	Standard Insurance	R	11/27/2015			020377		
100 1320.512100.00	Group Insurance	Standard Insurance		317.75				
100 1330.512100.00	Group Insurance	Standard Insurance		106.99				
100 1511.512100.00	Group Insurance	Standard Insurance		162.68				
100 1540.512100.00	Group Insurance	Standard Insurance		62.07				
100 2650.512100.00	Group Insurance	Standard Insurance		152.28				
100 3200.512100.00	Group Insurance	Standard Insurance		4,092.16				
100 4100.512100.00	Group Insurance	Standard Insurance		136.34				5,030.27
000138	Riley McLendon, LLC							
I-62965	Riley McLendon, LLC	R	11/27/2015			020378		
100 1530.521200.01	Prof Svcs-Legal	Riley McLendon, LLC		12,500.00				
I-62966	Riley McLendon, LLC	R	11/27/2015			020378		
100 1530.521200.02	Prof Svcs-Litigation	Riley McLendon, LLC		3,645.50				
I-62968	Riley McLendon, LLC	R	11/27/2015			020378		
100 2650.521200.03	Prof Svcs-Court Solicitor	Riley McLendon, LLC		7,960.00				
I-62969	Riley McLendon, LLC	R	11/27/2015			020378		
350 6200.541100.00	Sites	Riley McLendon, LLC		345.00				
I-62970	Riley McLendon, LLC	R	11/27/2015			020378		
350 4200.541400.00	Infrastructure	Riley McLendon, LLC		522.00				
I-62971	Riley McLendon, LLC	R	11/27/2015			020378		
560 4320.521200.09	Prof Svcs-Stormwater	Riley McLendon, LLC		202.38				
I-62972	Riley McLendon, LLC	R	11/27/2015			020378		
350 4200.541400.00	Infrastructure	Riley McLendon, LLC		846.40				26,021.28
000149	AT&T							
I-December 2015	AT&T	R	11/27/2015			020379		
100 1535.523200.00	Communications	AT&T		155.49				155.49

VENDOR SET: 01 City of Dunwoody, GA
 BANK: 03 Suntrust Disbursement Acc
 DATE RANGE: 11/01/2015 THRU 99/99/9999

VENDOR I.D.	NAME	STATUS	CHECK DATE	AMOUNT	DISCOUNT	CHECK NO	CHECK STATUS	CHECK AMOUNT
000160	Georgia Technology Authority							
I-924-660881015	Georgia Technology Authority	R	11/27/2015			020380		
100 3200.521300.00	Technical Svcs	Georgia Technology A		451.98				451.98
000163	Metro Materials Inc.							
I-41965	Metro Materials Inc.	R	11/27/2015			020381		
100 4200.531100.00	Supplies	Metro Materials Inc.		557.48				557.48
000211	GIRMA							
I-234277	GIRMA	R	11/27/2015			020382		
100 3200.523100.00	Property/Liability Insurance	GIRMA		240.50				240.50
000269	DeKalb County Georgia							
I-6178709/Nov 2015	DeKalb County Georgia	R	11/27/2015			020383		
100 6200.531230.00	Utilities	DeKalb County Georgi		7.17				
I-6697277/Nov 2015	DeKalb County Georgia	R	11/27/2015			020383		
100 6200.531230.00	Utilities	DeKalb County Georgi		33.00				
I-6698863/Nov 2015	DeKalb County Georgia	R	11/27/2015			020383		
100 6200.531230.00	Utilities	DeKalb County Georgi		72.07				112.24
001026	Guardian - Appleton							
I-December 2015	Guardian - Appleton	R	11/27/2015			020384		
100 1110.512100.00	Group Insurance	Guardian - Appleton		330.62				
100 1320.512100.00	Group Insurance	Guardian - Appleton		224.75				
100 1330.512100.00	Group Insurance	Guardian - Appleton		71.67				
100 1511.512100.00	Group Insurance	Guardian - Appleton		131.09				
100 1540.512100.00	Group Insurance	Guardian - Appleton		71.67				
100 2650.512100.00	Group Insurance	Guardian - Appleton		127.88				
100 3200.512100.00	Group Insurance	Guardian - Appleton		4,859.90				
100 4100.512100.00	Group Insurance	Guardian - Appleton		131.09				5,948.67
001097	US Department of Homeland Secu							
I-SAVE-357292	US Department of Homeland Secu	R	11/27/2015			020385		
100 1516.521300.00	Technical Services	US Department of Hom		25.00				25.00
001275	LMI Systems, Inc							
I-1062716	LMI Systems, Inc	R	11/27/2015			020386		
100 6200.522200.06	R&M-Parks	LMI Systems, Inc		15,020.00				
I-1062749	LMI Systems, Inc	R	11/27/2015			020386		
100 6200.522200.06	R&M-Parks	LMI Systems, Inc		408.00				
I-1062803	LMI Systems, Inc	R	11/27/2015			020386		
100 6200.522200.06	R&M-Parks	LMI Systems, Inc		1,750.00				17,178.00

VENDOR SET: 01 City of Dunwoody, GA
 BANK: 03 Suntrust Disbursement Acc
 DATE RANGE: 11/01/2015 THRU 99/99/9999

VENDOR I.D.	NAME	STATUS	CHECK DATE	AMOUNT	DISCOUNT	CHECK NO	CHECK STATUS	CHECK AMOUNT
001414	Geo-Hydro Engineers, Inc.							
I-50709	Geo-Hydro Engineers, Inc.	R	11/27/2015			020387		
350 6200.541200.00	Site improvements		Geo-Hydro Engineers,	1,027.00				
I-50724	Geo-Hydro Engineers, Inc.	R	11/27/2015			020387		
350 6200.541200.00	Site improvements		Geo-Hydro Engineers,	2,604.00				3,631.00
001528	GRT Systems Inc dba N American							
I-111889	GRT Systems Inc dba N American	R	11/27/2015			020388		
100 6200.522200.06	R&M-Parks		GRT Systems Inc dba	85.00				85.00
001540	T.J. Schell, LLC, Landscape Ar							
I-2015-117	T.J. Schell, LLC, Landscape Ar	R	11/27/2015			020389		
100 4100.521200.00	Prof Svcs		Design Plan	1,300.00				1,300.00
001542	Southeastern Engineering Inc (
I-16920	Southeastern Engineering Inc (R	11/27/2015			020390		
350 4200.541400.00	Infrastructure		Southeastern Enginee	1,250.00				
I-16921	Southeastern Engineering Inc (R	11/27/2015			020390		
350 4200.541400.00	Infrastructure		Southeastern Enginee	8,200.00				
I-16922	Southeastern Engineering Inc (R	11/27/2015			020390		
560 4320.521200.09	Prof Svcs-Stormwater		Southeastern Enginee	1,520.00				10,970.00
001587	SouthernLINC Wireless							
I-4420	SouthernLINC Wireless	R	11/27/2015			020391		
215 3800.523200.00	Communications		SouthernLINC Wireles	1.35				1.35
001656	De Lage Landen							
I-47992265	De Lage Landen	R	11/27/2015			020392		
100 3200.522300.00	Rentals		De Lage Landen	304.00				
I-48015476	De Lage Landen	R	11/27/2015			020392		
100 3200.522300.00	Rentals		De Lage Landen	385.27				689.27
001675	The Law Offices of Matthew W.							
I-Andrew Rice	The Law Offices of Matthew W.	R	11/27/2015			020393		
100 2650.521200.04	Prof Svcs-Public Defender		The Law Offices of M	182.50				
I-Capria Frazier	The Law Offices of Matthew W.	R	11/27/2015			020393		
100 2650.521200.04	Prof Svcs-Public Defender		The Law Offices of M	60.00				
I-Gayla Mass	The Law Offices of Matthew W.	R	11/27/2015			020393		
100 2650.521200.04	Prof Svcs-Public Defender		The Law Offices of M	270.00				
I-Joshua Brown	The Law Offices of Matthew W.	R	11/27/2015			020393		
100 2650.521200.04	Prof Svcs-Public Defender		The Law Offices of M	72.50				
I-Larnetta Hawthorne	The Law Offices of Matthew W.	R	11/27/2015			020393		
100 2650.521200.04	Prof Svcs-Public Defender		The Law Offices of M	70.00				
I-London Vanderbilt	The Law Offices of Matthew W.	R	11/27/2015			020393		
100 2650.521200.04	Prof Svcs-Public Defender		The Law Offices of M	97.50				
I-Loni Cole	The Law Offices of Matthew W.	R	11/27/2015			020393		
100 2650.521200.04	Prof Svcs-Public Defender		The Law Offices of M	262.50				
I-Nehemiah Christoph	The Law Offices of Matthew W.	R	11/27/2015			020393		

VENDOR SET: 01 City of Dunwoody, GA
 BANK: 03 Suntrust Disbursement Acc
 DATE RANGE: 11/01/2015 THRU 99/99/9999

VENDOR I.D.	NAME	STATUS	CHECK DATE	AMOUNT	DISCOUNT	CHECK NO	CHECK STATUS	CHECK AMOUNT
001675	The Law Offices of MatCONT							
I-Nehemiah Christoph	The Law Offices of Matthew W.	R	11/27/2015			020393		
100 2650.521200.04	Prof Svcs-Public Defender			95.00				
I-Rachel Fleming	The Law Offices of Matthew W.	R	11/27/2015			020393		
100 2650.521200.04	Prof Svcs-Public Defender			120.00				
I-Stacey Sterling	The Law Offices of Matthew W.	R	11/27/2015			020393		
100 2650.521200.04	Prof Svcs-Public Defender			215.00				
I-Tai Salvage	The Law Offices of Matthew W.	R	11/27/2015			020393		
100 2650.521200.04	Prof Svcs-Public Defender			155.00				1,600.00
001719	Perimeter Community Improvemen							
I-12855 (5)	Perimeter Community Improvemen	R	11/27/2015			020394		
250 4002.522200.12	Repairs & Maintenance - PTO			63,300.13				63,300.13
001756	Georgia Snacks							
I-138	Georgia Snacks	R	11/27/2015			020395		
100 1540.512900.00	Other Employment Benefits			800.00				800.00
001787	Optech RWM, LLC							
I-D1015	Optech RWM, LLC	R	11/27/2015			020396		
100 4200.522200.05	R&M - Right of Way Maint			1,666.66				
100 6200.522200.06	R&M-Parks			29,177.74				
100 6200.531100.00	Supplies			4,107.69				
560 4320.531100.00	Supplies			226.50				35,178.59
001799	Colliers International - Atlan							
I-November 2015	Colliers International - Atlan	R	11/27/2015			020397		
100 0000.381100.00	Rental Commissions			370.92				370.92
001825	Randstad US LP							
I-R18615405	Randstad US LP	R	11/27/2015			020398		
100 2650.521300.00	Technical Svcs			623.90				623.90
001862	Design Seven, Inc.							
I-01DPD16	Design Seven, Inc.	R	11/27/2015			020399		
100 1570.521200.00	Professional Services			2,000.00				2,000.00
001888	GS Construction, Inc.							
I-Pay App 7 Road	GS Construction, Inc.	R	11/27/2015			020400		
350 4200.541400.00	Infrastructure			41,997.60				
I-Pay App 7 Water	GS Construction, Inc.	R	11/27/2015			020400		
350 4200.541400.00	Infrastructure			237,097.30				
I-Pay App 8 Road	GS Construction, Inc.	R	11/27/2015			020400		
350 4200.541400.00	Infrastructure			13,050.00				292,144.90

VENDOR SET: 01 City of Dunwoody, GA
 BANK: 03 Suntrust Disbursement Acc
 DATE RANGE: 11/01/2015 THRU 99/99/9999

VENDOR I.D.	NAME	STATUS	CHECK DATE	AMOUNT	DISCOUNT	CHECK NO	CHECK STATUS	CHECK AMOUNT
001922	Georgia Safe Sidewalks							
I-740	Georgia Safe Sidewalks	R	11/27/2015			020401		
100 4200.522200.02	R&M - Street Maintenance	Georgia Safe Sidewal		3,052.13				3,052.13
001933	Metro Green Recycling, L.L.C.							
I-16346	Metro Green Recycling, L.L.C.	R	11/27/2015			020402		
100 4200.522200.02	R&M - Street Maintenance	Metro Green Recyclin		375.00				
I-16347	Metro Green Recycling, L.L.C.	R	11/27/2015			020402		
100 4200.522200.02	R&M - Street Maintenance	Metro Green Recyclin		100.00				475.00
001938	UFC GYM Perimeter							
I-0128	UFC GYM Perimeter	R	11/27/2015			020403		
100 1540.512900.00	Other Employment Benefits	UFC GYM Perimeter		650.00				650.00
001939	William H. Dodson, II, LLC							
I-October 2015	William H. Dodson, II, LLC	R	11/27/2015			020404		
960 6200.541200.00	Site improvements	William H. Dodson, I		687.50				687.50
001940	Blue Rose Promotions, LLC							
I-101655	Blue Rose Promotions, LLC	R	11/27/2015			020405		
100 7500.523300.00	Advertising	Blue Rose Promotions		136.64				136.64
001941	Atlanta Road Body Shop							
I-211	Atlanta Road Body Shop	R	11/27/2015			020406		
100 3200.522200.02	Repairs & Maintenance-Vehicle	Atlanta Road Body Sh		2,414.08				2,414.08
001942	Custom Concrete Pumping							
I-86586	Custom Concrete Pumping	R	11/27/2015			020407		
560 4320.522200.00	Repairs & Maintenance	Custom Concrete Pump		727.25				727.25
1	Cox Automotive							
I-9/18/15 Alc Refund	Cox Automotive:	R	11/27/2015			020408		
100 0000.347900.00	Pavilion Rentals	Cox Automotive:		200.00				200.00
1	Townies 2 Productions							
I-Neighbors2/Signs	Townies 2 Productions:	R	11/27/2015			020409		
100 0000.127103.00	Special Event Sign Dep Payable	Townies 2 Production		100.00				100.00
1	Leonard Sheppard							
I-Sprinkler Refund	Leonard Sheppard:	R	11/27/2015			020410		
350 4200.522200.00	Repairs & Maintenance	Leonard Sheppard:		128.00				128.00
1	Superfly Running Inc							
I-Superfly Refund	Superfly Running Inc:	R	11/27/2015			020411		
100 0000.347900.00	Pavilion Rentals	Superfly Running Inc		400.00				
100 0000.127103.00	Special Event Sign Dep Payable	Superfly Running Inc		250.00				
100 0000.321900.01	Other Licenses and permits	Superfly Running Inc		400.00				1,050.00

VENDOR SET: 01 City of Dunwoody, GA
 BANK: 03 Suntrust Disbursement Acc
 DATE RANGE: 11/01/2015 THRU 99/99/9999

VENDOR I.D.	NAME	STATUS	CHECK DATE	AMOUNT	DISCOUNT	CHECK NO	CHECK STATUS	CHECK AMOUNT
-------------	------	--------	------------	--------	----------	----------	--------------	--------------

* * T O T A L S * *

	NO	INVOICE AMOUNT	DISCOUNTS	CHECK AMOUNT
REGULAR CHECKS:	98	891,262.02	0.00	891,262.02
HAND CHECKS:	0	0.00	0.00	0.00
DRAFTS:	16	685,752.79	0.00	685,752.79
EFT:	0	0.00	0.00	0.00
NON CHECKS:	0	0.00	0.00	0.00
VOID CHECKS:	0 VOID DEBITS	0.00		
	VOID CREDITS	0.00	0.00	0.00

TOTAL ERRORS: 0

** G/L ACCOUNT TOTALS **

G/L ACCOUNT	NAME	AMOUNT
100 0000.111900.00	Accounts Receivable	27.25
100 0000.121300.12	EE-Vision Payable	481.34
100 0000.121300.15	POAB Deduction Payable	660.00
100 0000.121300.16	Flex Spending Ded Payable	925.30
100 0000.121300.18	AFLAC Deductions Payable	1,819.08
100 0000.123310.00	Abated Rent	43,724.87
100 0000.127103.00	Special Event Sign Dep Payable	900.00
100 0000.316100.00	Business & Occupation Tax	2,300.63
100 0000.321900.01	Other Licenses and permits	1,600.00
100 0000.347900.00	Pavilion Rentals	2,000.00
100 0000.381100.00	Rental Commissions	370.92
100 1110.512100.00	Group Insurance	4,178.35
100 1320.512100.00	Group Insurance	3,100.94
100 1330.512100.00	Group Insurance	1,253.20
100 1330.521200.00	Prof Svcs	791.79
100 1511.512100.00	Group Insurance	1,854.42
100 1511.521100.01	Official/Admin Svcs	209,304.78
100 1511.521300.00	Technical Services	50.00
100 1512.521200.00	Professional Services	1,187.16
100 1516.521300.00	Technical Services	25.00
100 1530.521200.01	Prof Svcs-Legal	12,500.00
100 1530.521200.02	Prof Svcs-Litigation	10,954.50
100 1535.521100.01	Official/Admin Svcs	38,173.50
100 1535.523200.00	Communications	315.99
100 1535.531600.00	Small Equipment	1,277.00
100 1540.512100.00	Group Insurance	1,208.28
100 1540.512900.00	Other Employment Benefits	1,835.00
100 1540.523100.00	Property/Liability Insurance	348.00
100 1565.522200.00	Repairs & Maintenance	619.00

VENDOR SET: 01 City of Dunwoody, GA
 BANK: 03 Suntrust Disbursement Acc
 DATE RANGE: 11/01/2015 THRU 99/99/9999

** G/L ACCOUNT TOTALS **

G/L ACCOUNT	NAME	AMOUNT
100 1565.522300.00	Rentals	3,346.62
100 1565.531230.00	Electricity	1,497.57
100 1570.521100.01	Official/Admin Svcs	25,662.75
100 1570.521200.00	Professional Services	2,000.00
100 2650.512100.00	Group Insurance	1,842.66
100 2650.521200.00	Prof Svcs	4,100.00
100 2650.521200.03	Prof Svcs-Court Solicitor	7,960.00
100 2650.521200.04	Prof Svcs-Public Defender	1,600.00
100 2650.521300.00	Technical Svcs	3,624.64
100 2650.523500.00	Travel	168.93
100 3200.512100.00	Group Insurance	71,267.24
100 3200.521200.00	Prof Svcs	350.00
100 3200.521300.00	Technical Svcs	2,151.98
100 3200.522200.02	Repairs & Maintenance-Vehicle	2,414.08
100 3200.522300.00	Rentals	689.27
100 3200.523100.00	Property/Liability Insurance	240.50
100 3200.531100.04	Supplies - Operating	2,771.52
100 3200.531270.00	Gasoline	1,115.92
100 3200.531600.00	Small Equipment	1,593.62
100 4100.512100.00	Group Insurance	1,828.08
100 4100.521100.01	Official/Admin Svcs	18,750.00
100 4100.521200.00	Prof Svcs	1,300.00
100 4100.521200.10	Tree Fund Expenses	30,000.00
100 4100.531230.00	Electricity	38,308.38
100 4200.522200.02	R&M - Street Maintenance	49,362.73
100 4200.522200.03	R&M - Traffic Signals	650.00
100 4200.522200.05	R&M - Right of Way Maint	1,666.66
100 4200.531100.00	Supplies	2,661.66
100 6200.521100.01	Official/Admin Svcs	16,900.00
100 6200.522200.06	R&M-Parks	60,260.74
100 6200.531100.00	Supplies	4,107.69
100 6200.531230.00	Utilities	7,992.15
100 7000.521100.01	Official/Admin Svcs	132,250.00
100 7000.521200.00	Prof Svcs	1,356.00
100 7000.531600.00	Small Equipment	712.31
100 7500.521200.00	Professional Services	2,500.00
100 7500.523300.00	Advertising	456.64
100 7500.523500.00	Travel	550.65
100 7500.531300.00	Food	66.18
	*** FUND TOTAL ***	849,863.47
215 3800.523200.00	Communications	1.35
215 3800.571000.00	Intergovernmental-E911	93,750.00
	*** FUND TOTAL ***	93,751.35
250 4002.522200.12	Repairs & Maintenance - PTO	63,300.13

VENDOR SET: 01 City of Dunwoody, GA
 BANK: 03 Suntrust Disbursement Acc
 DATE RANGE:11/01/2015 THRU 99/99/9999

** G/L ACCOUNT TOTALS **

G/L ACCOUNT	NAME	AMOUNT
250 4006.541400.14	Bike Impl Plan-Infrastructure	6,629.86
	*** FUND TOTAL ***	69,929.99
350 3200.542000.00	Machinery & Equipment	12,180.00
350 4100.521200.00	Professional Service	2,120.40
350 4200.522200.00	Repairs & Maintenance	3,141.20
350 4200.541400.00	Infrastructure	318,662.90
350 6200.521200.00	Professional Services	2,120.40
350 6200.541100.00	Sites	50,345.00
350 6200.541200.00	Site improvements	15,186.80
350 6200.541400.00	Infrastructure	57,947.75
	*** FUND TOTAL ***	461,704.45
560 4320.521100.01	Official/Admin Svcs	8,333.17
560 4320.521200.09	Prof Svcs-Stormwater	11,442.38
560 4320.522200.00	Repairs & Maintenance	80,207.80
560 4320.531100.00	Supplies	1,094.70
	*** FUND TOTAL ***	101,078.05
960 6200.541200.00	Site improvements	687.50
	*** FUND TOTAL ***	687.50

VENDOR SET: 01	BANK: 03	TOTALS:	NO	INVOICE AMOUNT	DISCOUNTS	CHECK AMOUNT
			114	1,577,014.81	0.00	1,577,014.81
BANK: 03		TOTALS:	114	1,577,014.81	0.00	1,577,014.81

VENDOR SET: 01 City of Dunwoody, GA
 BANK: 05 Suntrust Municipal Court
 DATE RANGE: 11/01/2015 THRU 99/99/9999

VENDOR I.D.	NAME	STATUS	CHECK DATE	AMOUNT	DISCOUNT	CHECK NO	CHECK STATUS	CHECK AMOUNT
000115	DeKalb County Jail							
I-September 2015	DeKalb County Jail	R	11/13/2015			203427		
745 0000.121800.00	Due to State Agencies	DeKalb County Jail		31.42				31.42
000116	DeKalb County Finance Dept.							
I-September 2015	DeKalb County Finance Dept.	R	11/13/2015			203428		
745 0000.121800.00	Due to State Agencies	DeKalb County Financ		4,366.34				4,366.34
000118	Peace Officers'							
I-September 2015	Peace Officers'	R	11/13/2015			203429		
745 0000.121800.00	Due to State Agencies	Peace Officers'		4,550.34				4,550.34
000146	GSCCCA							
I-September 2015	GSCCCA	R	11/13/2015			203430		
745 0000.121800.00	Due to State Agencies	GSCCCA		18,732.08				18,732.08
001062	DeKalb Co Drug Abuse Treatment							
I-September 2015	DeKalb Co Drug Abuse Treatment	R	11/13/2015			203431		
745 0000.121800.00	Due to State Agencies	DeKalb Co Drug Abuse		466.56				466.56
1	CALLAHAN, BENNIR F							
I-000201511062997	CALLAHAN, BENNIR F:	R	11/13/2015			203432		
745 0000.121500.01	Jail Bonds Payable	Bond Refund:D0004586		50.00				50.00
1	ROSAS REYES, LUIS A							
I-000201511062998	ROSAS REYES, LUIS A:	R	11/13/2015			203433		
745 0000.121500.01	Jail Bonds Payable	Bond Refund:D0004786		452.00				452.00
1	BRADLEY, ANDREW K							
I-000201511062999	BRADLEY, ANDREW K:	R	11/13/2015			203434		
745 0000.121500.01	Jail Bonds Payable	Bond Refund:D0003430		350.00				
745 0000.121500.01	Jail Bonds Payable	Bond Refund:F34303		350.00				700.00
1	AFLALO, ARIEL							
I-000201511063000	AFLALO, ARIEL:	R	11/13/2015			203435		
745 0000.121500.01	Jail Bonds Payable	Bond Refund:D0003656		350.00				350.00
1	GUERRERO-NERI, MANUEL							
I-000201511063001	GUERRERO-NERI, MANUEL:	R	11/13/2015			203436		
745 0000.121500.01	Jail Bonds Payable	Bond Refund:D0004001		730.00				
745 0000.121500.01	Jail Bonds Payable	Bond Refund:D0004001		178.00				908.00
1	SABAG, CYNTHIA							
I-000201511063002	SABAG, CYNTHIA:	R	11/13/2015			203437		
745 0000.121500.01	Jail Bonds Payable	Bond Refund:D0004604		350.00				350.00

VENDOR SET: 01 City of Dunwoody, GA

BANK: 05 Suntrust Municipal Court

DATE RANGE:11/01/2015 THRU 99/99/9999

VENDOR I.D.	NAME	STATUS	CHECK DATE	AMOUNT	DISCOUNT	CHECK NO	CHECK STATUS	CHECK AMOUNT
1	SMITH, SUNITA TANGIER							
I-000201511063003	SMITH, SUNITA TANGIER:	R	11/13/2015			203438		
745 0000.121500.01	Jail Bonds Payable	Bond Refund:D0004647		350.00				350.00
1	LORENZO-NINO, ROSALBA							
I-000201511063004	LORENZO-NINO, ROSALBA:	R	11/13/2015			203439		
745 0000.121500.01	Jail Bonds Payable	Bond Refund:D0004755		178.00				
745 0000.121500.01	Jail Bonds Payable	Bond Refund:D0004755		730.00				908.00
1	MARTINEZ, MARIA DELALUS							
I-000201511063005	MARTINEZ, MARIA DELALUS:	R	11/13/2015			203440		
745 0000.121500.01	Jail Bonds Payable	Bond Refund:D0004785		103.00				103.00
1	SHOJAE, FARHAN VALIZADEH							
I-000201511063006	SHOJAE, FARHAN VALIZADEH:	R	11/13/2015			203441		
745 0000.121500.01	Jail Bonds Payable	Bond Refund:D0004786		1,222.00				1,222.00
1	HENRY, DEVON ROY							
I-000201511063007	HENRY, DEVON ROY:	R	11/13/2015			203442		
745 0000.121500.01	Jail Bonds Payable	Bond Refund:D0004794		350.00				350.00
1	PRATT, JAMIL MONTREAL							
I-000201511063008	PRATT, JAMIL MONTREAL:	R	11/13/2015			203443		
745 0000.121500.01	Jail Bonds Payable	Bond Refund:D0004797		350.00				350.00
1	HOLSEY, STEDMAN ARTEZ							
I-000201511063009	HOLSEY, STEDMAN ARTEZ:	R	11/13/2015			203444		
745 0000.121500.01	Jail Bonds Payable	Bond Refund:D0004802		350.00				350.00
1	WOODS, SANDRICA LASHON							
I-000201511063010	WOODS, SANDRICA LASHON:	R	11/13/2015			203445		
745 0000.121500.01	Jail Bonds Payable	Bond Refund:D0004791		350.00				350.00
1	HAEGER, LARRY WAYNE							
I-000201511063011	HAEGER, LARRY WAYNE:	R	11/13/2015			203446		
745 0000.121500.01	Jail Bonds Payable	Bond Refund:D0004808		730.00				730.00
000115	DeKalb County Jail							
I-October 2015	DeKalb County Jail	R	11/27/2015			203447		
745 0000.121800.00	Due to State Agencies	DeKalb County Jail		27.32				27.32
000116	DeKalb County Finance Dept.							
I-October 2015	DeKalb County Finance Dept.	R	11/27/2015			203448		
745 0000.121800.00	Due to State Agencies	DeKalb County Financ		6,228.06				6,228.06

VENDOR SET: 01 City of Dunwoody, GA
 BANK: 05 Suntrust Municipal Court
 DATE RANGE: 11/01/2015 THRU 99/99/9999

VENDOR I.D.	NAME	STATUS	CHECK DATE	AMOUNT	DISCOUNT	CHECK NO	CHECK STATUS	CHECK AMOUNT
000118	Peace Officers'							
I-Oct 2015	Peace Officers'	R	11/27/2015			203449		
745 0000.121800.00	Due to State Agencies	Peace Officers'		6,554.39				6,554.39
000146	GSCCCA							
I-October 2015	GSCCCA	R	11/27/2015			203450		
745 0000.121800.00	Due to State Agencies	GSCCCA		27,540.93				27,540.93
000278	DeKalb State Court							
I-D00045189-90	DeKalb State Court	R	11/27/2015			203451		
745 0000.121500.01	Jail Bonds Payable	DeKalb State Court		700.00				700.00
001062	DeKalb Co Drug Abuse Treatment							
I-October 2015	DeKalb Co Drug Abuse Treatment	R	11/27/2015			203452		
745 0000.121800.00	Due to State Agencies	DeKalb Co Drug Abuse		2,533.74				2,533.74
1	FROMME, HARRY FREDERICK							
I-000201511193012	FROMME, HARRY FREDERICK:	R	11/27/2015			203453		
745 0000.121500.01	Jail Bonds Payable	Bond Refund:D0004570		950.00				
745 0000.121500.01	Jail Bonds Payable	Bond Refund:D0004570		200.00				1,150.00
1	FAOTTO, KEVIN MALCOM							
I-000201511193013	FAOTTO, KEVIN MALCOM:	R	11/27/2015			203454		
745 0000.121500.01	Jail Bonds Payable	Bond Refund:D0004629		750.00				750.00
1	LYTTLE, MARISSA ANN							
I-000201511193014	LYTTLE, MARISSA ANN:	R	11/27/2015			203455		
745 0000.121500.01	Jail Bonds Payable	Bond Refund:D0004738		350.00				350.00
1	FRANCO-GIRALDO, PAULA NATALIA							
I-000201511193015	FRANCO-GIRALDO, PAULA NATALIA:	R	11/27/2015			203456		
745 0000.121500.01	Jail Bonds Payable	Bond Refund:D0004495		178.00				
745 0000.121500.01	Jail Bonds Payable	Bond Refund:D0004495		750.00				
745 0000.121500.01	Jail Bonds Payable	Bond Refund:F44952		200.00				1,128.00
1	FRANCOLOAIZA, JORGE L							
I-000201511193016	FRANCOLOAIZA, JORGE L:	R	11/27/2015			203457		
745 0000.121500.01	Jail Bonds Payable	Bond Refund:D0004777		350.00				350.00
1	PERKINS, TILLMAN LEONARD							
I-000201511193017	PERKINS, TILLMAN LEONARD:	R	11/27/2015			203458		
745 0000.121500.01	Jail Bonds Payable	Bond Refund:D0004458		350.00				
745 0000.121500.01	Jail Bonds Payable	Bond Refund:F44588		200.00				550.00

VENDOR SET: 01 City of Dunwoody, GA
 BANK: 05 Suntrust Municipal Court
 DATE RANGE: 11/01/2015 THRU 99/99/9999

VENDOR I.D.	NAME	STATUS	CHECK DATE	AMOUNT	DISCOUNT	CHECK NO	CHECK STATUS	CHECK AMOUNT
1	COLE, MARISSA							
I-000201511193018	COLE, MARISSA:	R	11/27/2015			203459		
745 0000.121500.01	Jail Bonds Payable		Bond Refund:D0004768	125.00				
745 0000.121500.01	Jail Bonds Payable		Bond Refund:D0004768	730.00				
745 0000.121500.01	Jail Bonds Payable		Bond Refund:D0004768	400.00				1,255.00
1	Lee Jackson							
I-D00031498-501	Lee Jackson:	R	11/27/2015			203460		
745 0000.121500.01	Jail Bonds Payable		Lee Jackson:	605.00				605.00

* * T O T A L S * *	NO	INVOICE AMOUNT	DISCOUNTS	CHECK AMOUNT
REGULAR CHECKS:	34	85,392.18	0.00	85,392.18
HAND CHECKS:	0	0.00	0.00	0.00
DRAFTS:	0	0.00	0.00	0.00
EFT:	0	0.00	0.00	0.00
NON CHECKS:	0	0.00	0.00	0.00
VOID CHECKS:	0	VOID DEBITS 0.00		
		VOID CREDITS 0.00	0.00	0.00

TOTAL ERRORS: 0

** G/L ACCOUNT TOTALS **

G/L ACCOUNT	NAME	AMOUNT
745 0000.121500.01	Jail Bonds Payable	14,361.00
745 0000.121800.00	Due to State Agencies	71,031.18
	*** FUND TOTAL ***	85,392.18

VENDOR SET: 01	BANK: 05	TOTALS:	NO	INVOICE AMOUNT	DISCOUNTS	CHECK AMOUNT
			34	85,392.18	0.00	85,392.18
BANK: 05	TOTALS:		34	85,392.18	0.00	85,392.18

VENDOR SET: 01 City of Dunwoody, GA
 BANK: 06 PNC Municipal Court Cash
 DATE RANGE: 11/01/2015 THRU 99/99/9999

VENDOR I.D.	NAME	STATUS	CHECK DATE	AMOUNT	DISCOUNT	CHECK NO	CHECK STATUS	CHECK AMOUNT
001168	City of Dunwoody							
I-October 2015	City of Dunwoody	R	11/27/2015			000030		
745 0000.121900.01	Due to Other Funds-100 (SYS)	City of Dunwoody		17,024.05				17,024.05

* * T O T A L S * *	NO	INVOICE AMOUNT	DISCOUNTS	CHECK AMOUNT
REGULAR CHECKS:	1	17,024.05	0.00	17,024.05
HAND CHECKS:	0	0.00	0.00	0.00
DRAFTS:	0	0.00	0.00	0.00
EFT:	0	0.00	0.00	0.00
NON CHECKS:	0	0.00	0.00	0.00
VOID CHECKS:	0	VOID DEBITS 0.00		
		VOID CREDITS 0.00	0.00	0.00

TOTAL ERRORS: 0

** G/L ACCOUNT TOTALS **

G/L ACCOUNT	NAME	AMOUNT
745 0000.121900.01	Due to Other Funds-100 (SYS)	17,024.05
	*** FUND TOTAL ***	17,024.05

VENDOR SET: 01	BANK: 06	TOTALS:	NO	INVOICE AMOUNT	DISCOUNTS	CHECK AMOUNT
			1	17,024.05	0.00	17,024.05
BANK: 06	TOTALS:		1	17,024.05	0.00	17,024.05
REPORT TOTALS:			151	1,698,325.55	0.00	1,698,325.55

SELECTION CRITERIA

VENDOR SET: 01-City of Dunwoody
VENDOR: ALL
BANK CODES: All
FUNDS: All

CHECK SELECTION

CHECK RANGE: 000000 THRU 999999
DATE RANGE: 11/01/2015 THRU 99/99/9999
CHECK AMOUNT RANGE: 0.00 THRU 999,999,999.99
INCLUDE ALL VOIDS: YES

PRINT OPTIONS

SEQUENCE: CHECK NUMBER

PRINT TRANSACTIONS: YES
PRINT G/L: YES
UNPOSTED ONLY: NO
EXCLUDE UNPOSTED: YES
MANUAL ONLY: NO
STUB COMMENTS: NO
REPORT FOOTER: NO
CHECK STATUS: NO
PRINT STATUS: * - All
