

MEMORANDUM

To: Mayor and City Council
From: Chris Pike, Finance Director
Date: June 11, 2015
Subject: **YTD Financial Report for April 30, 2015**

Following are the financial highlights for through April 30, 2015. A few unexpected numbers are showing up in the revenues this month; some positive and others negative. First the positive: overall revenues are above budget led by building permits with the State Farm project. Hotel taxes are also very strong this year. The City had its best collection ever in both categories with \$240,000 coming in for hotel taxes during March. On the negative side, occupation taxes (aka business licenses) are about \$77,000 off last year's pace, and it appears this line item will fall short of budget by the end of the year. Also, with the tax digest in hand, I do not anticipate receiving the 5% increase budgeted for this line item. The digest rose just slightly.

Expenses are as expected. The budget overage in Community Development is due entirely to the increased building permit revenues. In the summer, a budget amendment will be presented to capture this as well as other adjustments that are needed for the current year. Details of the prior year and current year adjustments will be presented later with the proposed amendment.

As Finance Director, I have reviewed this report. I am not aware of any material untrue statements or material omission; nor do I consider anything misleading. The financial statements and related information fairly present the financial condition and the results in all material respects. Management is responsible for internal controls and periodically evaluates these internal controls. No deficiencies in internal controls were discovered.

Michael G. Davis Mayor

Denis Shortal City Council Post 1

Jim Riticher City Council Post 2

Doug R. Thompson City Council Post 3

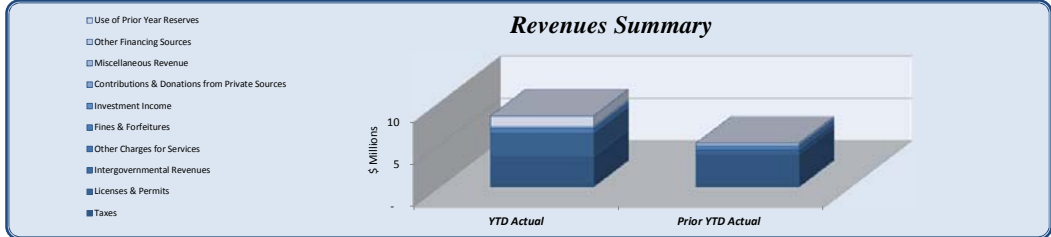
Terry Nall City Council Post 4

Lynn Deutsch City Council Post 5

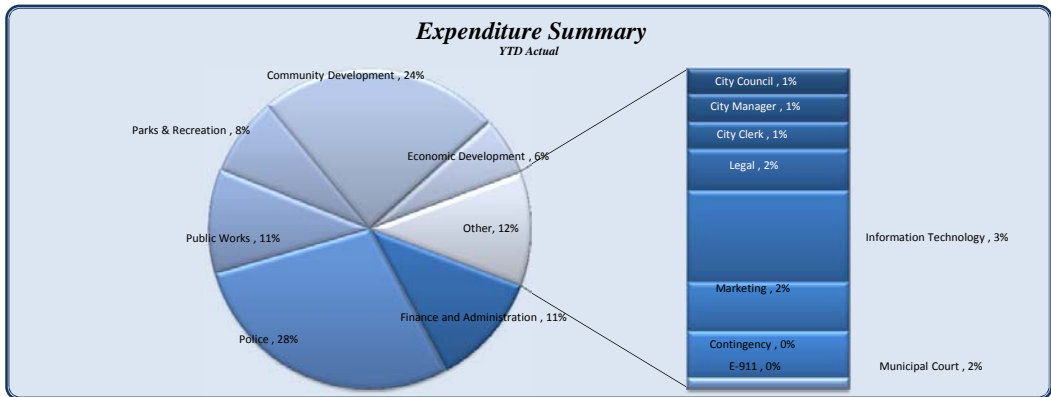
John Heneghan City Council Post 6

City of Dunwoody
YTD Statement of Revenues and
Expenses Through April 30, 2015

Revenues & Resources	Total Annual			YTD Variance (\$ '000)	YTD (% of YTD Budget)	Prior YTD Actual	Flux (Diff from Prior Year)
	Budget	YTD Budget	YTD Actual				
Taxes	17,635,000	3,650,000	3,659,751	10	100%	3,867,095	(207,344)
Licenses & Permits	1,440,000	338,333	2,748,916	2,411	812%	517,923	2,230,992
Intergovernmental Revenues	-	-	-	-	-	3,000	(3,000)
Other Charges for Services	408,000	20,333	50,127	30	247%	42,884	7,243
Fines & Forfeitures	1,500,000	480,000	493,082	13	103%	487,102	5,980
Investment Income	20,000	6,667	1,960	(5)	29%	2,422	(461)
Contributions & Donations from Private Sources	5,000	250	300	0	120%	620	(320)
Miscellaneous Revenue	213,000	71,000	76,659	6	108%	47,449	29,210
Other Financing Sources	1,150,000	250,000	200,000	(50)	80%	250,000	(50,000)
Use of Prior Year Reserves	1,070,099	1,070,099	1,220,099	150	114%	-	1,220,099
Total Revenues & Resources	23,441,099	5,886,682	8,450,894	2,564	144%	5,218,495	3,232,399



Expenditures	Total Annual			Variance (\$ '000)	YTD (% of YTD Budget)	Prior YTD Actual	Flux (Diff from Prior Year)
	Budget	YTD Budget	YTD Actual				
City Council	237,316	86,928	70,157	17	81%	68,694	(1,463)
City Manager	367,566	122,096	78,265	44	64%	109,236	30,971
City Clerk	240,778	93,143	76,815	16	82%	63,241	(13,573)
Legal	385,000	168,333	115,965	52	69%	154,189	38,224
Finance and Administration	2,939,336	999,346	894,305	105	89%	867,190	(27,116)
Information Technology	858,073	290,223	256,461	34	88%	252,652	(3,809)
Marketing	490,294	163,431	137,730	26	84%	166,328	28,598
Municipal Court	604,022	200,350	131,276	69	66%	121,973	(9,303)
Police	7,398,866	2,517,252	2,219,918	297	88%	1,971,121	(248,796)
E-911	73,300	24,433	32,475	(8)	133%	-	(32,475)
Public Works	3,281,439	997,751	826,813	171	83%	1,749,383	922,570
Parks & Recreation	1,612,167	641,272	627,067	14	98%	680,599	53,532
Community Development	2,657,144	886,948	1,897,860	(1,081)	214%	748,143	(1,149,717)
Economic Development	1,448,968	482,989	465,177	18	96%	95,171	(370,006)
Contingency	400,000	133,333	-	33	0%	-	-
Total Expenditures	22,994,269	7,807,828	7,830,285	(22)	100%	7,047,921	(782,364)



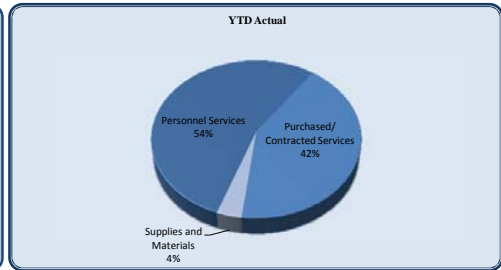
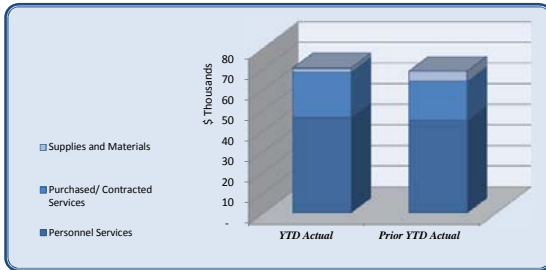
Total Revenues over/(under) Expenditures	446,830	(1,921,146)	620,609	2,541,756	(1,829,425)	2,450,035
---	----------------	--------------------	----------------	------------------	--------------------	------------------

City of Dunwoody
YTD Statement of Revenues and
Expenses Through April 30, 2015

Revenues	Total Annual	YTD Budget	YTD Actual	Variance (\$ '000)	(% of YTD Budget)	Prior YTD Actual	Flux (Diff from Prior Year)
	Budget						
Real Property Tax	5,700,000	-	374	0		39,404	(39,030)
Personal Property Tax	400,000	-	-	-		13,139	(13,139)
Motor Vehicle	560,000	186,667	163,751	(23)	88%	218,782	55,031
Intangibles (Reg & Recording)	60,000	20,000	45,666	26	228%	39,971	5,696
Franchise Fees	3,500,000	290,000	326,654	37	113%	359,585	(32,932)
Hotel/Motel Tax	1,380,000	460,000	533,786	74	116%	490,081	43,705
Alcoholic Beverage Excise Tax	650,000	216,667	195,915	(21)	90%	210,246	(14,331)
MVR Excise Tax	100,000	33,333	38,956	6	117%	34,811	4,144
Excise Tax on Energy	-	-	2,909	3		15,721	(12,812)
Business & Occupation Tax	2,750,000	2,325,000	2,248,496	(77)	97%	2,333,013	(84,518)
Insurance Premium Tax	2,400,000	-	-	-		-	-
Financial Institutions Tax	110,000	110,000	103,210	(7)	94%	107,732	(4,521)
Penalties & int on delinq tax	5,000	1,667	-	(2)	0%	2,503	(2,503)
Pen & Int on delinq taxes-Business	20,000	6,667	35	(7)	1%	2,107	(2,072)
Taxes	17,635,000	3,650,000	3,659,751	10	100%	3,867,095	(207,344)
Alcoholic Beverage Licenses	425,000	-	21,284	21		16,636	4,648
Other Licenses and Permits	-	-	3,735	4		590	3,145
Planning & Zoning Fees	15,000	5,000	8,695	4	174%	12,085	(3,390)
Bldg Structures & Equipment	1,000,000	333,333	2,664,618	2,331	799%	467,362	2,197,255
Soil Erosion	-	-	33,234	33		-	33,234
Plan Review-Fire	-	-	17,350	17		21,250	(3,900)
Licenses & Permits	1,440,000	338,333	2,748,916	2,411	812%	517,923	2,230,992
Local Government Grants	-	-	-	-		3,000	(3,000)
Intergovernmental Revenues	-	-	-	-		3,000	(3,000)
Sale of maps and publications	-	-	-	-		80	(80)
Special Police Services	10,000	3,332	4,600	1	138%	4,050	550
Fingerprinting Fee	5,000	1,668	2,428	1	146%	2,435	(7)
Public Safety-Other	36,000	12,000	34,999	23	292%	27,441	7,558
Special Assessments	20,000	-	-	-		38	(38)
Streetlight Fees	327,000	-	-	-		5,431	(5,431)
Recreation Program Fees	-	-	-	-		194	(194)
Pavilion Rentals	10,000	3,333	8,100	5	243%	3,125	4,975
NSF Fees	-	-	-	-		90	(90)
Other Charges for Services	408,000	20,333	50,127	30	247%	42,884	7,243
Municipal Court Fines & Forfeitures	1,500,000	480,000	493,082	13	103%	487,102	5,980
Cash Confiscation	-	-	-	-		-	-
Fines & Forfeitures	1,500,000	480,000	493,082	13	103%	487,102	5,980
Interest Revenue	20,000	6,667	1,960	(5)	29%	2,422	(461)
Investment Income	20,000	6,667	1,960	(5)	29%	2,422	(461)
Explorer Donations	5,000	250	300	0	120%	620	(320)
Contributions & Donations from Private Sources	5,000	250	300	0	120%	620	(320)
Rents & Royalties	198,000	66,000	75,999	10	115%	34,835	(41,164)
Reimb for damaged property	-	-	-	-		11,830	(11,830)
Other Charges For Services	15,000	5,000	279	(5)	6%	34	246
Miscellaneous Revenue	-	-	380	0		750	(370)
Miscellaneous Revenue	213,000	71,000	76,659	6	108%	47,449	29,210
Proceeds from sale of property	1,150,000	250,000	200,000	(50)	80%	250,000	(50,000)
Other Financing Sources	1,150,000	250,000	200,000	(50)	80%	250,000	(50,000)
Use of Prior Year Reserves	1,070,099	1,070,099	1,220,099	150	114%	-	1,220,099
Total Revenues	23,441,099	5,886,682	8,450,894	2,564	144%	5,218,495	3,232,399

City of Dunwoody
YTD Statement of Revenues and
Expenses Through April 30, 2015

City Council	Total Annual	YTD Budget	YTD Actual	Variance (\$ '000)	(% of YTD Budget)	Prior YTD Actual	Flux (Diff from Prior Year)
	Budget						
Personnel Services	142,966	47,655	46,415	1	97%	45,136	(1,279)
Purchased/ Contracted Services	80,850	34,506	21,787	13	63%	18,552	(3,235)
Supplies and Materials	13,500	4,767	1,955	3	41%	5,006	3,051
Total City Council	237,316	86,928	70,157	17	81%	68,694	(1,463)



City Council	Total Annual	YTD Budget	YTD Actual	Variance (\$ '000)	(% of YTD Budget)	Prior YTD Actual	Flux (Diff from Prior Year)
	Budget						
Regular Salaries	88,000	29,333	29,333	0	100%	29,399	66
Group Insurance	48,234	16,078	14,784	1	92%	13,647	(1,137)
Social Security	5,456	1,819	1,687	0	93%	1,694	7
Medicare	1,276	425	395	0	93%	396	2
Workers' Compensation	-	-	216	(0)		-	(216)
Personnel Services	142,966	47,655	46,415	1	97%	45,136	(1,279)
Professional Services	4,000	1,333	-	1	0%	1,868	1,868
Technical Services	3,500	1,167	-	1	0%	-	-
Property/Liability Insurance	40,000	20,000	16,005	4	80%	10,914	(5,091)
Communications	6,500	2,167	419	2	19%	404	(15)
Printing & Binding	3,900	1,300	468	1	36%	-	(468)
Travel	11,000	3,667	740	3	20%	791	51
Dues & Fees	4,000	1,333	1,166	0	87%	1,496	330
Education & Training	7,950	3,539	2,990	1	84%	3,080	90
Purchased/ Contracted Services	80,850	34,506	21,787	13	63%	18,552	(3,235)
Supplies	4,000	1,333	348	1	26%	1,484	1,136
Food	4,800	1,867	1,607	0	86%	1,730	123
Books & Periodicals	700	233	-	0	0%	188	188
Small Equipment	4,000	1,333	-	1	0%	1,604	1,604
Supplies and Materials	13,500	4,767	1,955	3	41%	5,006	3,051
Total City Council	237,316	86,928	70,157	17	81%	68,694	(1,463)

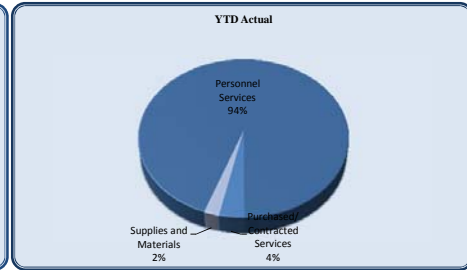
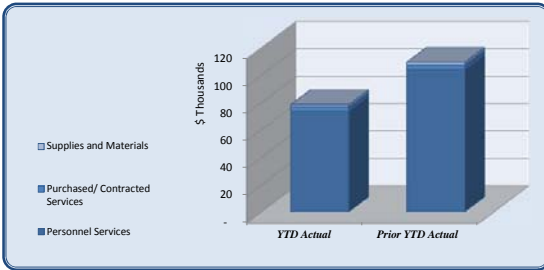
City of Dunwoody
YTD Statement of Revenues and
Expenses Through April 30, 2015

<i>City Council</i>	Davis	Shortal	Nall	Riticher	Deutsch	Thompson	Heneghan	Unallocated	Total
Regular Salaries	5,333	4,000	4,000	4,000	4,000	4,000	4,000		29,333
Group Insurance	2,396		6,154			6,235			14,784
Social Security	331	248	206	248	232	174	248		1,687
Medicare	77	58	48	58	54	41	58		395
Workers' Compensation	31	31	31	31	31	31	31		216
Personnel Services	8,168	4,337	10,439	4,337	4,317	10,481	4,337	-	46,415
Professional Services									-
Technical Services									-
Property/Liability Insurance								16,005	16,005
Communications	152						248	19	419
Printing & Binding		468							468
Travel	44							696	740
Dues & Fees	256		410					500	1,166
Education & Training		615	740	1,020	615				2,990
Purchased/ Contracted Services	452	1,083	1,150	1,020	615	-	248	17,220	21,787
Supplies	80	25	16	12	120	12	16	66	348
Food	291							1,316	1,607
Books & Periodicals									-
Small Equipment									-
Supplies and Materials	371	25	16	12	120	12	16	1,382	1,955
Total City Council	8,991	5,445	11,604	5,369	5,052	10,493	4,600	18,602	70,157

Section 2.07 of the Dunwoody Code of Ordinances states, "The mayor shall be provided an annual expense allowance of \$5,000.00 and each councilmember shall be provided an annual expense allowance of \$3,000.00 for the reimbursement of expenses actually and necessarily incurred by the mayor and councilmembers in carrying out their duties as elected officials of the city."

City of Dunwoody
YTD Statement of Revenues and
Expenses Through April 30, 2015

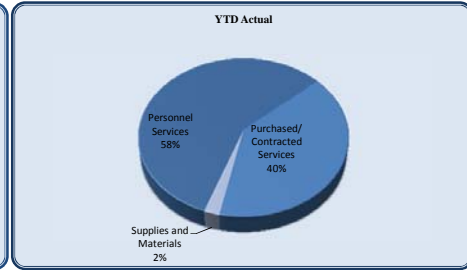
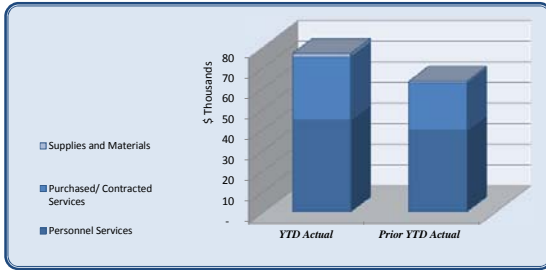
City Manager	Total Annual Budget	YTD Budget	YTD Actual	Variance (\$ '000)	(% of YTD Budget)	Prior YTD Actual	Flux (Diff from Prior Year)
Personnel Services	344,886	113,791	73,818	40	65%	103,849	30,031
Purchased/ Contracted Services	18,710	6,237	2,771	3	44%	3,565	794
Supplies and Materials	3,970	2,068	1,676	0	81%	1,823	146
Total City Manager	367,566	122,096	78,265	44	64%	109,236	30,971



City Manager	Total Annual Budget	YTD Budget	YTD Actual	Variance (\$ '000)	(% of YTD Budget)	Prior YTD Actual	Flux (Diff from Prior Year)
Regular Salaries	257,479	84,074	58,331	26	69%	81,028	22,697
Group Insurance	41,971	13,990	5,075	9	36%	9,332	4,257
Medicare	3,661	1,220	725	0	59%	1,070	345
Retirement	40,902	13,634	9,033	5	66%	12,161	3,128
Workers' Compensation	873	873	655	0	75%	258	(397)
Personnel Services	344,886	113,791	73,818	40	65%	103,849	30,031
Technical Services	-	-	450	(0)	-	-	(450)
Repairs & Maintenance	-	-	146	(0)	-	-	(146)
Communications	3,110	1,037	550	0	53%	1,008	458
Printing & Binding	625	208	768	(1)	369%	427	(341)
Travel	7,000	2,333	14	2	1%	581	567
Dues & Fees	2,875	958	-	1	0%	325	325
Education & Training	5,100	1,700	843	1	50%	1,224	381
Purchased/ Contracted Services	18,710	6,237	2,771	3	44%	3,565	794
Supplies	1,700	1,311	1,434	(0)	109%	832	(601)
Food	1,500	500	243	0	49%	431	188
Books & Periodicals	320	107	-	0	0%	245	245
Small Equipment	450	150	-	0	0%	314	314
Supplies and Materials	3,970	2,068	1,676	0	81%	1,823	146
Total City Manager	367,566	122,096	78,265	44	64%	109,236	30,971

City of Dunwoody
YTD Statement of Revenues and
Expenses Through April 30, 2015

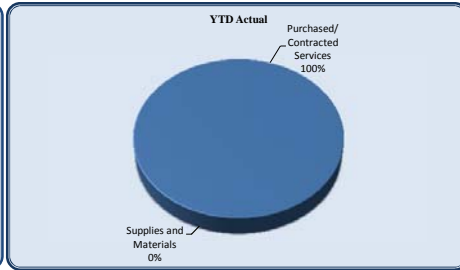
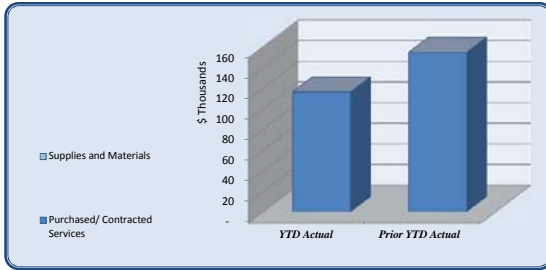
City Clerk	Total Annual Budget	YTD Budget	YTD Actual	Variance (\$ '000)	(% of YTD Budget)	Prior YTD Actual	Flux (Diff from Prior Year)
Personnel Services	124,638	40,843	44,529	(4)	109%	39,519	(5,011)
Purchased/ Contracted Services	96,640	45,800	30,602	15	67%	22,909	(7,693)
Supplies and Materials	19,500	6,500	1,684	5	26%	814	(870)
Transfers Out	-	-	-	-	-	-	-
Total City Clerk	240,778	93,143	76,815	16	82%	63,241	(13,573)



City Clerk	Total Annual Budget	YTD Budget	YTD Actual	Variance (\$ '000)	(% of YTD Budget)	Prior YTD Actual	Flux (Diff from Prior Year)
Salaries	92,791	30,124	33,856	(4)	112%	29,863	(3,993)
Group Insurance	15,313	5,104	4,736	0	93%	4,497	(239)
Medicare	1,346	449	463	(0)	103%	406	(57)
Retirement	15,033	5,011	5,247	(0)	105%	4,575	(672)
Workers' Compensation	155	155	228	(0)	147%	179	(49)
Personnel Services	124,638	40,843	44,529	(4)	109%	39,519	(5,011)
Professional Services	60,000	20,000	10,708	9	54%	-	(10,708)
Technical Services	800	267	-	0	0%	400	400
Repairs and Maintenance	23,800	21,520	17,301	4	80%	20,556	3,255
Communications	2,040	680	408	0	60%	402	(6)
Advertising	2,000	667	457	0	69%	-	(457)
Printing & Binding	500	167	30	0	18%	-	(30)
Travel	3,750	1,250	425	1	34%	817	392
Dues & Fees	267	89	67	0	75%	134	67
Education & Training	3,483	1,161	1,205	(0)	104%	600	(605)
Purchased/ Contracted Services	96,640	45,800	30,602	15	67%	22,909	(7,693)
Supplies	1,700	567	177	0	31%	814	637
Food	400	133	65	0	49%	-	(65)
Books & Periodicals	400	133	-	0	0%	-	-
Small Equipment	17,000	5,667	1,442	4	25%	-	(1,442)
Supplies and Materials	19,500	6,500	1,684	5	26%	814	(870)
Total City Clerk	240,778	93,143	76,815	16	82%	63,241	(13,573)

City of Dunwoody
YTD Statement of Revenues and
Expenses Through April 30, 2015

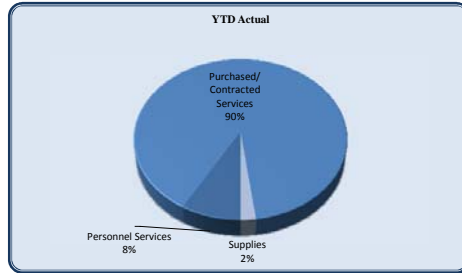
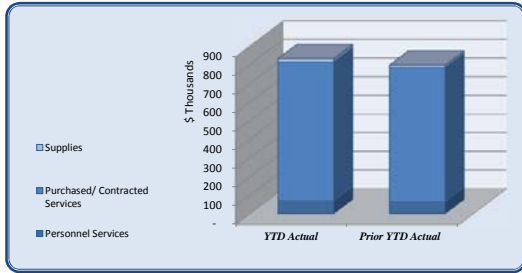
<i>Legal</i>	Total Annual Budget	YTD Budget	YTD Actual	Variance (\$ '000)	(% of YTD Budget)	Prior YTD Actual	Flux (Diff from Prior Year)
Purchased/ Contracted Services	385,000	168,333	115,965	52	69%	153,872	37,907
Supplies and Materials	-	-	-	-	-	317	317
Total Legal	385,000	168,333	115,965	52	69%	154,189	38,224



<i>Legal</i>	Total Annual Budget	YTD Budget	YTD Actual	Variance (\$ '000)	(% of YTD Budget)	Prior YTD Actual	Flux (Diff from Prior Year)
Professional Services	385,000	168,333	115,927	52	69%	153,858	37,931
Communications	-	-	39	(0)	-	1	(38)
Travel	-	-	-	-	-	13	13
Purchased/ Contracted Services	385,000	168,333	115,965	52	69%	153,872	37,907
Food	-	-	-	-	-	17	17
Supplies and Materials	-	-	-	-	-	317	317
Total Legal	385,000	168,333	115,965	52	69%	154,189	38,224

City of Dunwoody
YTD Statement of Revenues and
Expenses Through April 30, 2015

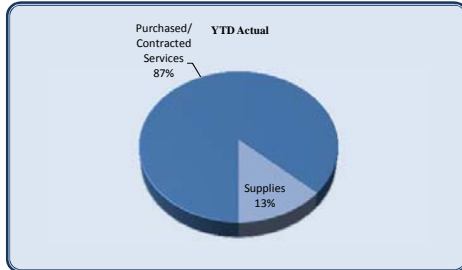
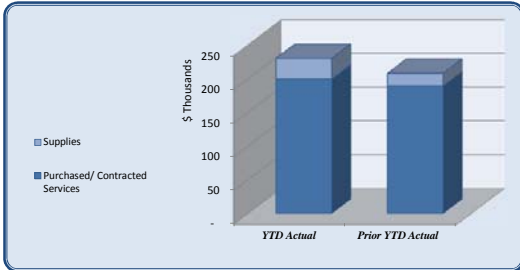
<i>Finance and Administration</i>							
	Total Annual Budget	YTD Budget	YTD Actual	Variance (\$ '000)	(% of YTD Budget)	Prior YTD Actual	Flux (Diff from Prior Year)
Personnel Services	235,721	77,599	69,179	8	89%	65,245	(3,935)
Purchased/ Contracted Services	2,374,425	828,407	745,069	83	90%	718,352	(26,716)
Supplies	79,190	30,840	17,557	13	57%	13,218	(4,340)
Transfers Out	250,000	62,500	62,500	-	100%	70,375	7,875
Total Finance and Administration	2,939,336	999,346	894,305	105	89%	867,190	(27,116)



<i>Finance and Administration</i>							
	Total Annual Budget	YTD Budget	YTD Actual	Variance (\$ '000)	(% of YTD Budget)	Prior YTD Actual	Flux (Diff from Prior Year)
Regular Salaries	140,634	45,800	45,857	(0)	100%	44,093	(1,764)
Group Insurance	22,609	7,536	6,850	1	91%	6,507	(343)
Medicare	2,040	680	596	0	88%	573	(23)
Retirement	22,783	7,594	7,646	(0)	101%	6,545	(1,100)
Workers' Compensation	155	155	345	(0)	223%	179	(166)
Other Employee Benefits	47,500	15,833	7,885	8	50%	7,347	(538)
Personnel Services	235,721	77,599	69,179	8	89%	65,245	(3,935)
Official/Admin Services	1,349,997	449,999	449,466	1	100%	416,666	(32,801)
Professional Services	148,916	49,639	33,610	16	68%	32,514	(1,096)
Technical Services	40,900	30,967	28,608	2	92%	33,399	4,791
Repairs & Maintenance	97,313	32,438	10,046	22	31%	13,105	3,059
Rentals	523,419	174,473	139,801	35	80%	139,472	(330)
Insurance	55,000	11,000	11,961	(1)	109%	16,084	4,123
Communications	9,160	3,053	2,928	0	96%	2,929	1
Advertising	3,900	1,300	-	1	0%	-	-
Printing & Binding	8,400	2,800	1,029	2	37%	2,149	1,120
Travel	3,500	1,167	2,185	(1)	187%	-	(2,185)
Dues & Fees	63,920	48,239	47,999	0	100%	48,129	130
Education & Training	41,200	13,733	7,442	6	54%	4,150	(3,292)
Other Charges	28,800	9,600	9,993	(0)	104%	9,756	(236)
Purchased/ Contracted Services	2,374,425	828,407	745,069	83	90%	718,352	(26,716)
Supplies	17,500	5,833	2,625	3	45%	4,470	1,845
Electricity	24,000	11,556	9,666	2	84%	5,362	(4,304)
Diesel	10,000	3,333	-	3	0%	-	-
Food	22,290	7,430	2,003	5	27%	1,468	(535)
Books & Periodicals	1,500	500	-	1	0%	-	-
Small Equipment	3,900	2,188	3,263	(1)	149%	1,917	-
Supplies	79,190	30,840	17,557	13	57%	13,218	(4,340)
Transfers to Capital	250,000	62,500	62,500	-	100%	-	7,875
Transfers Out	250,000	62,500	62,500	-	100%	70,375	7,875
Total Finance and Administration	2,939,336	999,346	894,305	105	89%	867,190	(27,116)

City of Dunwoody
YTD Statement of Revenues and
Expenses Through April 30, 2015

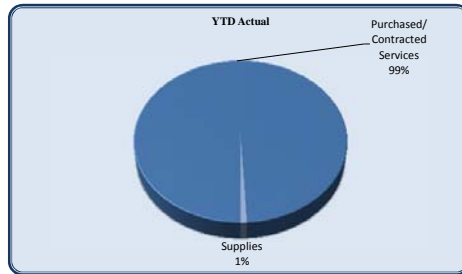
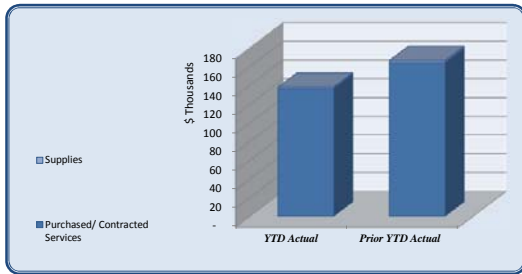
Information Technology	Total Annual Budget	YTD Budget	YTD Actual	Variance (\$ '000)	(% of YTD Budget)	Prior YTD Actual	Flux (Diff from Prior Year)
Purchased/ Contracted Services	696,988	234,107	199,441	35	85%	189,422	(10,019)
Supplies	55,465	29,711	30,615	(1)	103%	18,386	(12,229)
Transfers Out	105,620	26,405	26,405	-	100%	44,844	18,439
Total Information Technology	858,073	290,223	256,461	34	88%	252,652	(3,809)



Information Technology	Total Annual Budget	YTD Budget	YTD Actual	Variance (\$ '000)	(% of YTD Budget)	Prior YTD Actual	Flux (Diff from Prior Year)
Official/Admin Svcs	458,082	152,694	130,667	22	86%	98,072	(32,595)
Professional Services	-	-	-	-	-	40	40
Technical Services	11,000	5,444	10,189	(5)	187%	2,362	(7,827)
Repairs & Maintenance	165,847	55,282	34,473	21	62%	73,408	38,935
Communications	58,559	19,520	22,612	(3)	116%	15,541	(7,072)
Printing & Binding	500	167	-	0	0%	-	-
Education & Training	3,000	1,000	1,500	(1)	150%	-	(1,500)
Purchased/ Contracted Services	696,988	234,107	199,441	35	85%	189,422	(10,019)
Supplies	650	217	167	0	77%	312	145
Small Equipment	54,815	29,494	30,448	(1)	103%	18,075	-
Supplies	55,465	29,711	30,615	(1)	103%	18,386	(12,229)
Transfers to Capital	105,620	26,405	26,405	-	100%	44,844	18,439
Transfers Out	105,620	26,405	26,405	-	100%	44,844	18,439
Total Information Technology	858,073	290,223	256,461	34	88%	252,652	(3,809)

City of Dunwoody
YTD Statement of Revenues and
Expenses Through April 30, 2015

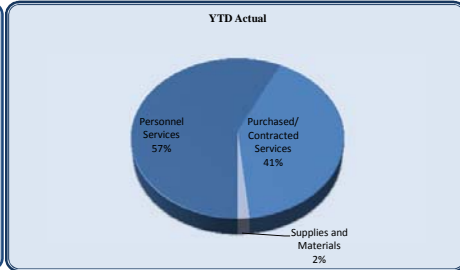
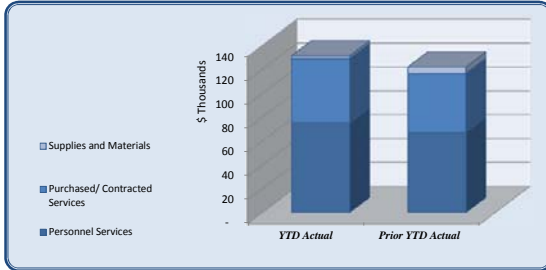
Marketing	Total Annual	YTD Budget	YTD Actual	Variance	Prior YTD Actual	Flux
	Budget					
				(\$ '000)		
Purchased/ Contracted Services	472,494	157,498	136,561	21	87%	27,637
Supplies	17,800	5,933	1,169	5	20%	961
Total Marketing	490,294	163,431	137,730	26	84%	28,598



Marketing	Total Annual	YTD Budget	YTD Actual	Variance	Prior YTD Actual	Flux
	Budget					
				(\$ '000)		
Official/Admin Services	307,954	102,651	102,651	0	100%	(2,990)
Professional Services	60,040	20,013	7,705	12	38%	10,441
Technical Services	14,000	4,667	4,610	0	99%	1,696
Communications	7,500	2,500	137	2	5%	(66)
Advertising	55,000	18,333	19,644	(1)	107%	5,599
Printing & Binding	25,000	8,333	33	8	0%	10,113
Dues & Fees	3,000	1,000	1,780	(1)	178%	2,845
Purchased/ Contracted Services	472,494	157,498	136,561	21	87%	27,637
Supplies	10,000	3,333	1,002	2	30%	246
Food	7,000	2,333	167	2	7%	(74)
Books & Periodicals	800	267	-	0	0%	-
Small Equipment	-	-	-	-	-	789
Supplies	17,800	5,933	1,169	5	20%	961
Total Marketing	490,294	163,431	137,730	26	84%	28,598

City of Dunwoody
YTD Statement of Revenues and
Expenses Through April 30, 2015

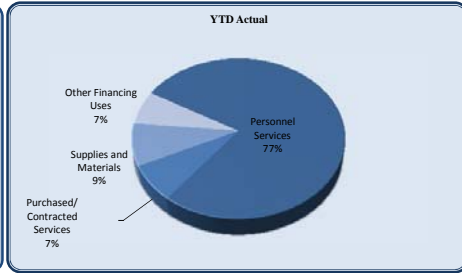
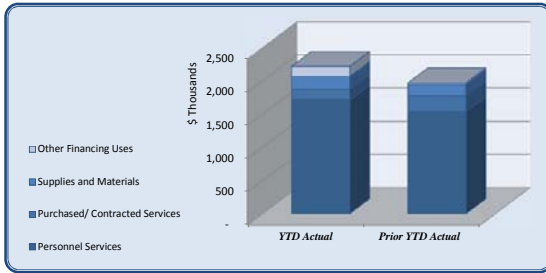
Municipal Court	Total Annual Budget	YTD Budget	YTD Actual	Variance	(% of YTD Budget)	Prior YTD Actual	Flux
				(\$ '000)			(Diff from Prior Year)
Personnel Services	292,092	96,373	75,122	21	78%	67,388	(7,734)
Purchased/ Contracted Services	297,850	99,283	53,994	45	54%	49,327	(4,667)
Supplies and Materials	14,080	4,693	2,160	3	46%	5,259	3,099
Other Financing Uses	-	-	-	-	-	-	-
Total Municipal Court	604,022	200,350	131,276	69	66%	121,973	(9,303)



Municipal Court	Total Annual Budget	YTD Budget	YTD Actual	Variance	(% of YTD Budget)	Prior YTD Actual	Flux
				(\$ '000)			(Diff from Prior Year)
Regular Salaries	189,442	61,743	52,775	9	85%	47,243	(5,532)
Overtime Salaries	22,909	7,636	266	7	3%	2,421	2,155
Group Insurance	45,684	15,228	10,631	5	70%	8,971	(1,660)
Medicare	2,747	916	745	0	81%	699	(46)
Retirement	30,690	10,230	10,241	(0)	100%	7,517	(2,724)
Workers' Compensation	620	620	465	0	75%	537	72
Personnel Services	292,092	96,373	75,122	21	78%	67,388	(7,734)
Professional Services	220,230	73,410	36,883	37	50%	36,994	112
Technical Services	36,735	12,245	6,168	6	50%	7,272	1,105
Repairs & Maintenance	17,390	5,797	2,244	4	39%	800	(1,444)
Rentals	4,000	1,333	171	1	13%	225	54
Communications	7,710	2,570	920	2	36%	1,060	140
Printing & Binding	1,100	367	48	0	13%	546	498
Travel	5,000	1,667	981	1	59%	1,442	461
Dues & Fees	685	228	450	(0)	197%	87	(363)
Education & Training	5,000	1,667	6,130	(4)	368%	900	(5,230)
Purchased/ Contracted Services	297,850	99,283	53,994	45	54%	49,327	(4,667)
Supplies	5,250	1,750	1,880	(0)	107%	1,598	(282)
Food	2,300	767	280	0	37%	355	75
Books & Periodicals	600	200	-	0	0%	-	-
Small Equipment	5,930	1,977	-	2	0%	3,306	3,306
Supplies and Materials	14,080	4,693	2,160	3	46%	5,259	3,099
Total Municipal Court	604,022	200,350	131,276	69	66%	121,973	(9,303)

City of Dunwoody
YTD Statement of Revenues and
Expenses Through April 30, 2015

Police	Total Annual Budget	YTD Budget	YTD Actual	Variance (\$ '000)	(% of YTD Budget)	Prior YTD Actual	Flux (Diff from Prior Year)
	Personnel Services	5,674,887	1,929,262	1,716,386	213	89%	1,541,047
Purchased/ Contracted Services	617,388	211,049	162,548	49	77%	242,339	79,791
Supplies and Materials	502,091	225,817	189,858	36	84%	166,636	(23,222)
Other Financing Uses	604,500	151,125	151,125	-	100%	21,100	(130,026)
Total Police	7,398,866	2,517,252	2,219,918	297	88%	1,971,121	(248,796)



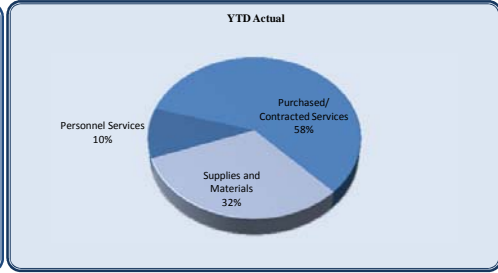
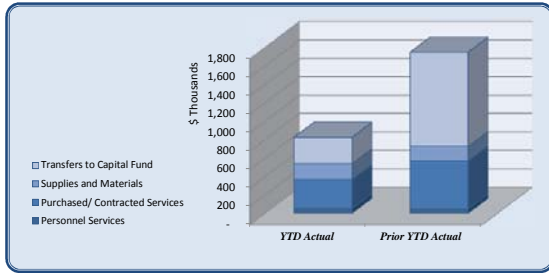
Police	Total Annual Budget	YTD Budget	YTD Actual	Variance (\$ '000)	(% of YTD Budget)	Prior YTD Actual	Flux (Diff from Prior Year)
	Regular Salaries	3,596,581	1,178,420	1,095,500	83	93%	993,123
Overtime Salaries	352,040	117,347	19,427	98	17%	34,582	15,155
Total Salaries	3,948,621	1,295,766	1,114,927	181	86%	1,027,705	(87,222)
Group Insurance	868,242	289,414	276,864	13	96%	230,306	(46,559)
Medicare	57,256	19,085	14,829	4	78%	13,746	(1,083)
Retirement	599,990	199,997	184,779	15	92%	148,298	(36,481)
Workers' Compensation	200,778	125,000	124,987	0	100%	120,992	(3,995)
Personnel Services	1,726,266	633,496	601,459	32	95%	513,342	(88,118)
Professional Services	17,000	5,667	6,833	(1)	121%	7,957	1,124
Technical Services	23,840	7,947	2,316	6	29%	8,186	5,871
Repairs & Maintenance	293,495	97,832	55,379	42	57%	151,009	95,629
Rentals	15,700	5,233	4,860	0	93%	3,522	(1,338)
Insurance	100,909	30,000	28,382	2	95%	21,828	(6,555)
Claims	-	-	1,783	(2)	-	2,532	749
Communications	61,800	29,489	30,960	(1)	105%	24,108	(6,852)
Advertising	2,500	833	-	1	0%	-	-
Printing & Binding	6,160	2,053	1,393	1	68%	2,344	951
Travel	39,000	13,000	10,197	3	78%	7,710	(2,486)
Dues & Fees	18,799	6,266	4,936	1	79%	2,821	(2,115)
Education & Training	38,185	12,728	15,509	(3)	122%	10,320	(5,189)
Purchased/ Contracted Services	617,388	211,049	162,548	49	77%	242,339	79,791
Supplies	102,950	34,317	36,045	(2)	105%	29,744	(6,302)
Supplies-Explorer Program	6,000	2,000	2,752	(1)	138%	1,044	(1,707)
Gasoline	275,000	91,667	46,842	45	51%	73,902	27,059
Food	6,000	2,000	929	1	46%	953	24
Books & Periodicals	2,500	833	388	0	47%	1,318	930
Small Equipment	109,641	95,000	102,902	(8)	108%	59,676	(43,226)
Supplies and Materials	502,091	225,817	189,858	36	84%	166,636	(23,222)
Transfers to Capital Fund	604,500	151,125	151,125	-	100%	21,100	(130,026)
Other Financing Uses	604,500	151,125	151,125	-	100%	21,100	(130,026)
Total Police	7,398,866	2,517,252	2,219,918	297	88%	1,971,121	(248,796)

City of Dunwoody
 YTD Statement of Revenues and
 Expenses Through April 30, 2015

<i>E-911</i>	Total Annual Budget	YTD Budget	YTD Actual	Variance (% of YTD Budget) (\$ '000)	Prior YTD Actual	Flux (Diff from Prior Year)
Transfers to E-911 Fund	73,300	24,433	32,475	(8)	133%	- (32,475)
Total E-911	73,300	24,433	32,475	(8)	133%	- (32,475)

City of Dunwoody
YTD Statement of Revenues and
Expenses Through April 30, 2015

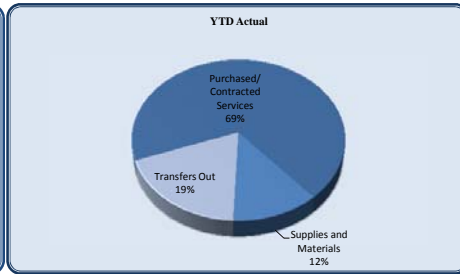
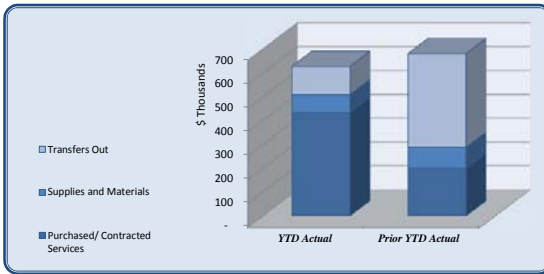
<i>Public Works</i>	Total Annual Budget	YTD Budget	YTD Actual	Variance	(% of YTD Budget)	Prior YTD Actual	Flux
				(\$ '000)			(Diff from Prior Year)
Personnel Services	160,034	52,699	54,141	(1)	103%	49,666	(4,475)
Purchased/ Contracted Services	1,429,955	476,652	315,187	161	66%	519,943	204,755
Supplies and Materials	546,450	182,150	171,235	11	94%	158,525	(12,710)
Transfers to Capital Fund	1,145,000	286,250	286,250	-	100%	1,021,250	735,000
Total Public Works	3,281,439	997,751	826,813	171	83%	1,749,383	922,570



<i>Public Works</i>	Total Annual Budget	YTD Budget	YTD Actual	Variance	(% of YTD Budget)	Prior YTD Actual	Flux
				(\$ '000)			(Diff from Prior Year)
Salaries	117,371	38,375	38,422	(0)	100%	37,010	(1,412)
Group Insurance	21,792	7,264	6,746	1	93%	6,408	(339)
Medicare	1,702	567	510	0	90%	495	(15)
Retirement	19,014	6,338	6,443	(0)	102%	5,574	(869)
Workers' Compensation	155	155	2,020	(2)	1303%	179	(1,841)
Personnel Services	160,034	52,699	54,141	(1)	103%	49,666	(4,475)
Official/Admin Svcs	225,000	75,000	74,999	0	100%	85,000	10,001
Professional Services	120,000	40,000	355	40	1%	59,608	59,252
Tree Fund Expenses	93,000	31,000	3,640	27	12%	71,115	67,475
Professional Services	-	-	3,004	(3)	-	-	(3,004)
Technical Services	2,400	800	800	-	100%	800	-
Repairs & Maintenance	23,300	7,767	1,779	6	23%	-	(1,779)
R&M - Storm Damage Removal	40,000	13,333	-	13	0%	71,319	71,319
R&M - Street Maintenance	671,000	223,667	191,936	32	86%	151,722	(40,214)
R&M - Traffic Signals	196,000	65,333	26,312	39	40%	69,035	42,723
R&M - Right of Way Maint	45,000	15,000	10,233	5	68%	9,642	(592)
Claims	1,000	333	171	0	0%	-	(171)
Communications	1,700	567	1,162	(1)	205%	511	(651)
Advertising	2,500	833	-	1	0%	801	801
Printing & Binding	1,500	500	750	(0)	150%	-	(750)
Travel	4,280	1,427	47	1	3%	391	344
Purchased/ Contracted Services	1,429,955	476,652	315,187	161	66%	519,943	204,755
Supplies-Office	1,200	400	1,134	(1)	284%	118	(1,016)
Supplies-Road Materials	60,000	20,000	16,687	3	83%	10,397	(6,290)
Electricity	485,000	161,667	151,742	10	94%	148,009	(3,732)
Small Equipment	-	-	1,672	(2)	-	-	(1,672)
Supplies and Materials	546,450	182,150	171,235	11	94%	158,525	(12,710)
Transfers to Capital Fund	1,145,000	286,250	286,250	-	100%	1,021,250	735,000
Transfers to Capital Fund	1,145,000	286,250	286,250	-	100%	1,021,250	735,000
Total Public Works	3,281,439	997,751	826,813	171	83%	1,749,383	922,570

City of Dunwoody
YTD Statement of Revenues and
Expenses Through April 30, 2015

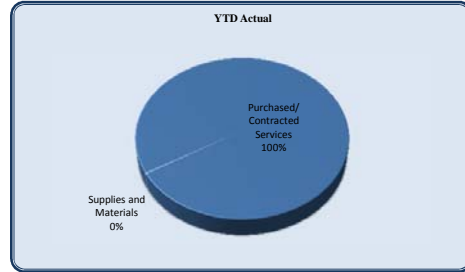
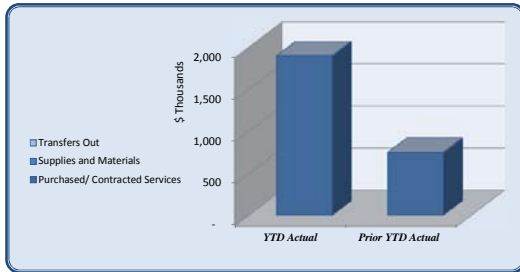
Parks and Recreation							
	Total Annual Budget	YTD Budget	YTD Actual	Variance (\$ '000)	(% of YTD Budget)	Prior YTD Actual	Flux (Diff from Prior Year)
Purchased/ Contracted Services	908,800	433,900	433,683	0	100%	200,419	(233,265)
Supplies and Materials	270,000	90,000	76,012	14	84%	87,808	11,797
Transfers Out	433,367	117,372	117,372	0	100%	392,372	275,000
Total Parks and Recreation	1,612,167	641,272	627,067	14	98%	680,599	53,532



Parks and Recreation							
	Total Annual Budget	YTD Budget	YTD Actual	Variance (\$ '000)	(% of YTD Budget)	Prior YTD Actual	Flux (Diff from Prior Year)
Official/Admin Svcs	202,800	67,600	67,600	-	100%	41,667	(25,933)
Professional Services	10,000	7,000	7,725	(1)	110%	3,360	(4,365)
R&M-Parks	660,000	350,000	350,286	(0)	100%	146,775	(203,511)
Rentals	2,000	667	-	1	0%	-	-
Property/Liability Insurance	32,100	8,000	7,700	0	96%	8,616	917
Communications	1,500	500	372	0	74%	432	60
Dues & Fees	400	133	-	0	0%	50	50
Purchased/ Contracted Services	908,800	433,900	433,683	0	100%	200,419	(233,265)
Supplies	102,000	34,000	38,507	(5)	113%	29,478	(9,029)
Utilities	168,000	56,000	37,443	19	67%	58,331	20,887
Supplies and Materials	270,000	90,000	76,012	14	84%	87,808	11,797
Transfers to Debt Service Fund	108,367	36,122	36,122	0	100%	36,122	(0)
Transfers to Capital Fund	325,000	81,250	81,250	-	100%	356,250	275,000
Transfers Out	433,367	117,372	117,372	0	100%	392,372	275,000
Total Parks and Recreation	1,612,167	641,272	627,067	14	98%	680,599	53,532

City of Dunwoody
YTD Statement of Revenues and
Expenses Through April 30, 2015

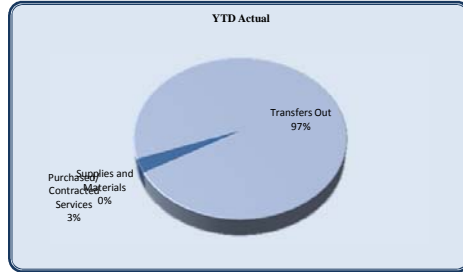
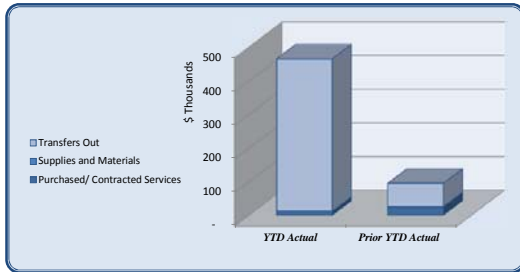
<i>Community Development</i>	Total Annual Budget	YTD Budget	YTD Actual	Variance (\$ '000)	(% of YTD Budget)	Prior YTD Actual	Flux (Diff from Prior Year)
Purchased/ Contracted Services	2,641,344	880,448	1,892,950	(1,013)	215%	740,033	(1,152,918)
Supplies and Materials	15,800	6,500	4,910	2	76%	4,860	(49)
Transfers Out	-	-	-	-	-	3,250	3,250
Total Community Development	2,657,144	886,948	1,897,860	(1,011)	214%	748,143	(1,149,717)



<i>Community Development</i>	Total Annual Budget	YTD Budget	YTD Actual	Variance (\$ '000)	(% of YTD Budget)	Prior YTD Actual	Flux (Diff from Prior Year)
Official/Admin Svcs	1,937,000	645,667	1,754,428	(1,109)	272%	701,634	(1,052,793)
Professional Services	447,945	149,315	115,076	34	77%	11,072	(104,004)
Technical Services	124,602	41,534	8,385	33	20%	15,347	6,962
Repairs & Maintenance	101,397	33,799	7,106	27	21%	1,380	(5,726)
Rentals	-	-	1,699	(2)	-	-	(1,699)
Communications	4,500	1,500	769	1	51%	4,154	3,385
Advertising	15,000	5,000	4,790	0	96%	3,567	(1,224)
Printing & Binding	5,000	1,667	427	1	26%	56	(371)
Travel	1,000	333	20	0	6%	250	230
Dues & Fees	1,900	633	250	0	39%	2,165	1,915
Education & Training	3,000	1,000	-	1	0%	-	-
Purchased/ Contracted Services	2,641,344	880,448	1,892,950	(1,013)	215%	740,033	(1,152,918)
Supplies	11,500	3,833	1,630	2	43%	4,802	3,172
Food	1,000	333	736	(0)	221%	-	(736)
Books & Periodicals	1,000	333	180	0	54%	59	(121)
Small Equipment	2,300	2,000	2,365	(0)	118%	-	(2,365)
Supplies and Materials	15,800	6,500	4,910	2	76%	4,860	(49)
Transfers to Capital Fund	-	-	-	-	-	3,250	3,250
Transfers Out	-	-	-	-	-	3,250	3,250
Total Community Development	2,657,144	886,948	1,897,860	(1,011)	214%	748,143	(1,149,717)

City of Dunwoody
YTD Statement of Revenues and
Expenses Through April 30, 2015

<i>Economic Development</i>	Total Annual Budget	YTD Budget	YTD Actual	Variance (\$ '000)	(% of YTD Budget)	Prior YTD Actual	Flux (Diff from Prior Year)
Purchased/ Contracted Services	91,468	30,489	12,581	18	41%	25,360	12,779
Supplies and Materials	1,500	500	596	(0)	119%	1,144	548
Transfers Out	1,356,000	452,000	452,000	-	100%	68,667	(383,333)
Total Economic Development	1,448,968	482,989	465,177	18	96%	95,171	(370,006)



<i>Economic Development</i>	Total Annual Budget	YTD Budget	YTD Actual	Variance (\$ '000)	(% of YTD Budget)	Prior YTD Actual	Flux (Diff from Prior Year)
Professional Services	40,000	13,333	10,500	3	79%	10,000	(500)
Technical Services	7,800	2,600	-	3	0%	-	-
Communications	968	323	-	0	0%	-	-
Advertising	34,200	11,400	1,080	10	9%	13,300	12,220
Printing & Binding	3,500	1,167	-	1	0%	51	51
Travel	1,500	500	22	0	4%	14	(8)
Dues & Fees	3,500	1,167	979	0	84%	1,300	321
Education & Training	-	-	-	-	-	695	695
Purchased/ Contracted Services	91,468	30,489	12,581	18	41%	25,360	12,779
Supplies	-	-	-	-	-	1,144	1,144
Food	1,500	500	201	(0)	40%	-	(201)
Small Equipment	-	-	395	(0)	-	-	(395)
Supplies and Materials	1,500	500	596	(0)	119%	1,144	548
Transfers to Debt Service Fund	1,356,000	452,000	452,000	-	100%	68,667	(383,333)
Transfers Out	1,356,000	452,000	452,000	-	96%	95,171	(370,006)
Total Economic Development	1,448,968	482,989	465,177	18	96%	95,171	(370,006)

<i>Contingency</i>	Total Annual Budget	YTD Budget	YTD Actual	Variance (\$ '000)	(% of YTD Budget)	Prior YTD Actual	Flux (Diff from Prior Year)
Contingency	400,000	133,333	-	133	0%	-	-
Total Contingency	400,000	133,333	-	133	0%	-	-
Total General Fund Expenditures	22,994,269	7,807,828	7,830,285	(22)	100%	7,047,921	(782,364)
Total Revenues over/(under) Expenditures	446,830	(1,921,146)	620,609	2,542	-32%	(1,829,425)	2,450,035

City of Dunwoody
YTD Statement of
Expenses Through April 30, 2015

Capital Projects Fund	Original Budget	Adjustments/ Amendments	Total Project Budget	Spent in Prior Years	Spent in Current Year	Total Spent to Date	Project Balance
Expenditures							
Courtroom and Council AV	140,400	-	140,400	(127,191)	-	(127,191)	13,209
Emergency BackUp/Disaster Recovery System COMPLETE 2014	35,000	1,880	36,880	(34,290)	-	(34,290)	2,589
Off-site Replication of Servers for Disaster Recovery COMPLETE 2014	51,875	-	51,875	(47,251)	-	(47,251)	4,624
Unified Communications Upgrade to provide for Redundancy COMPLETED 2014	47,500	-	47,500	(47,159)	-	(47,159)	341
Website Redesign and Replacement	65,000	-	65,000	(55,854)	-	(55,854)	9,146
Data Center Power Protection	25,620	-	25,620	-	-	-	25,620
Physical Access and Video Control Management System	50,000	-	50,000	-	-	-	50,000
Unified Threat Management System	30,000	-	30,000	-	-	-	30,000
Information Technology	445,395	1,880	447,275	(311,746)	-	(311,746)	135,529
City Hall Design & Engineering Prefunding	100,000	-	100,000	-	-	-	100,000
Programming Study for Future City Hall	50,000	-	50,000	(1,200)	-	(1,200)	48,800
Facilities Improvement Partnership Program (2014 FIPP)	250,000	(29,275)	220,725	(75,376)	(121,321)	(196,697)	24,028
City Hall Reconfiguration for Efficiency	31,500	-	31,500	(17,084)	-	(17,084)	14,416
Facilities Improvement Partnership Program (2015 FIPP)	250,000	-	250,000	-	-	-	250,000
Facilities	681,500	(29,275)	652,225	(93,660)	(121,321)	(214,981)	437,244
Fixed LPR & Mobile LPR	119,875	-	119,875	(49,459)	-	(49,459)	70,416
Code Red	24,500	-	24,500	(18,875)	-	(18,875)	5,625
Vehicle Replacement	2,000,000	-	2,000,000	(483,284)	(423,534)	(906,818)	1,093,182
Daily Report Software	12,400	-	12,400	-	-	-	12,400
Surveillance System	113,000	180,375	293,375	(198,362)	-	(198,362)	95,013
New Position-Detective Machinery & Equipment	30,000	-	30,000	(26,057)	-	(26,057)	3,943
AFIS Automated Fingerprint Identification System	54,398	-	54,398	-	-	-	54,398
Lieutenant Capital	30,500	-	30,500	-	(7,776)	(7,776)	22,724
Major Capital (2)	61,000	-	61,000	-	(15,552)	(15,552)	45,448
Sergeant Promotional Assessment	13,000	-	13,000	-	-	-	13,000
Police Department	2,458,673	180,375	2,639,048	(776,037)	(446,863)	(1,222,900)	1,416,148
Dunwoody Village TE Project	2,100,000	(525,103)	1,574,897	(1,127,854)	(2,618)	(1,130,472)	444,425
Road Resurfacing	10,631,000	83,697	10,714,697	(7,051,103)	(4,025)	(7,055,128)	3,659,570
New Sidewalks and ADA Ramps	2,970,000	45,000	3,015,000	(1,891,063)	(80,191)	(1,971,254)	1,043,746
Traffic Calming Radar Signs	100,000	-	100,000	(11,650)	-	(11,650)	88,350
N. Peachtree Rd/Tilly Mill Intersection Improvement	2,850,000	-	2,850,000	(420,330)	(48,503)	(468,833)	2,381,167
Mt. Vernon Rd/Vermack Intersection Improvement	325,000	106,000	431,000	(97,451)	(9,655)	(107,105)	323,895
Womack/Vermack Intersection Improvement	200,000	-	200,000	(69,912)	-	(69,912)	130,088
Wayfinding	150,000	-	150,000	(79,516)	(8,474)	(87,990)	62,010
Chamblee Dunwoody & Spalding Drive	370,000	55,000	425,000	(102,535)	-	(102,535)	322,465
School Pedestrian Safety Improvements	-	40,000	40,000	(37,816)	(4,100)	(41,916)	(1,916)
Concept Funding-Tilly Mill at Mt. Vernon Place	25,000	-	25,000	-	-	-	25,000
Concept Funding-Mt. Vernon at Tilly Mill	25,000	-	25,000	-	(3,750)	(3,750)	21,250
Concept Funding-Chamblee Dunwoody at Peeler	50,000	-	50,000	-	-	-	50,000
Citywide Traffic Signal Communications (ITS)	265,000	-	265,000	-	-	-	265,000
Chamblee Dunwoody Rd Bicycle & Pedestrian Imprv (Cambridge to VV)	1,650,000	-	1,650,000	(51,977)	(97,686)	(149,663)	1,500,337
Chesnut Elementary Pedestrian Project	-	40,000	40,000	(13,915)	-	(13,915)	26,085
Kingsley Safe Routes to School-retaining walls	-	70,000	70,000	(43,439)	(3,624)	(47,063)	22,937
Construction Funding Mt. Vernon/Womack Pedestrian Crossing Improvements	-	150,000	150,000	-	-	-	150,000
Chamblee Dunwoody Georgetown Corridor	275,000	150,000	425,000	-	-	-	425,000
Winters Chapel (WalMart contribution)	-	30,000	30,000	-	-	-	30,000
Public Works	21,986,000	244,595	22,230,595	(10,998,561)	(262,624)	(11,261,185)	10,969,410
Pernoshal Park	1,025,000	2,225,000	3,250,000	(6,315)	(5,468)	(11,783)	3,238,217
Brook Run Demo	400,000	-	400,000	(217,767)	(70,944)	(288,711)	111,289
Brook Run Park Improvements	150,000	-	150,000	(111,114)	-	(111,114)	38,886
Brook Run Trail	572,010	841,777	1,413,787	(1,129,580)	(11,855)	(1,141,435)	272,352
Nancy Creek Greenway	25,000	-	25,000	(17,463)	-	(17,463)	7,538
Dunwoody Gateway Market Installation	150,000	-	150,000	(9,618)	-	(9,618)	140,382
Donaldson Chesnut Facility Stabilization	226,000	-	226,000	-	(4,590)	(4,590)	221,410
Design for Future Parks Trails Projects	25,000	-	25,000	-	-	-	25,000
Brook Run Dog Park Relocation	195,000	-	195,000	(35,268)	(121,121)	(156,389)	38,611
Dunwoody Park Parking Lot Resurfacing	100,000	-	100,000	(82,431)	-	(82,431)	17,569
Windwood Hollow Park Playground Replacement COMPLETED 2014	125,000	65,000	190,000	(190,000)	-	(190,000)	-
Emergency Notification System for Brook Run Park and Dunwoody Park	85,000	-	85,000	(72,012)	-	(72,012)	12,988
Georgetown Park-Shade Structure	-	75,000	75,000	-	-	-	75,000
Georgetown Park-Play Structure	-	25,000	25,000	-	-	-	25,000
Dunwoody Nature Center Parking Lot Resurfacing	100,000	-	100,000	-	-	-	100,000
Dunwoody Park Playground Replacement COMPLETED 2015	225,000	-	225,000	-	(225,000)	(225,000)	-
Parks	3,403,010	3,231,777	6,634,787	(1,871,569)	(438,978)	(2,310,546)	4,324,240
GIS Webviewer COMPLETED 2014	75,000	-	75,000	(41,857)	-	(41,857)	33,143
Plotter Purchase	20,000	-	20,000	(6,096)	(1,016)	(7,112)	12,888
GIS Mobile Collection Unit COMPLETED 2014	13,000	-	13,000	(11,510)	-	(11,510)	1,490
Community Development	108,000	-	108,000	(59,463)	(1,016)	(60,479)	47,521
Completed/Abandoned Projects Closed Out	-	144,573	144,573	-	-	-	144,573
Unallocated	-	144,573	144,573	-	-	-	144,573
Total	29,082,578	3,773,924	32,856,502	(14,111,035)	(1,270,802)	(15,381,837)	17,474,665

City of Dunwoody
YTD Statement of Revenues and
Expenses Through April 30, 2015

<i>E911 Fund</i>	Total Annual Budget	YTD Budget	YTD Actual	Variance <small>(% of YTD Budget)</small>	Prior YTD Actual	Flux <small>(Diff from Prior Year)</small>	
				<small>(\$ '000)</small>			
Revenues							
E911 Revenue	1,200,000	375,000	362,087	(13)	97%	416,344	54,257
Transfers In	73,300	22,906	32,475	10	142%	-	(32,475)
Total Revenues	1,273,300	397,906	394,562	(3)	99%	416,344	21,782
Expenditures							
Communications	148,300	49,433	18,745	31	38%	84,796	66,051
Intergovernmental-E911 (Chatcomm)	1,125,000	375,000	375,000	-	100%	447,917	72,917
Total Expenditures	1,273,300	424,433	394,562	30	93%	532,713	138,151
Total Revenues over/(under) Expenditures	-	(26,527)	(0)	27	0%	(116,369)	(116,369)

City of Dunwoody
 YTD Statement of Revenues and
 Expenses Through April 30, 2015

<i>Hotel Excise Tax Fund</i>	Total Annual Budget	YTD Budget	YTD Actual	Variance	Prior YTD Actual	Flux
				(\$ '000)	(% of YTD Budget)	(Difference from Prior Year)
Revenues						
Hotel/Motel Tax	2,300,000	766,667	889,644	123	116%	816,802 (72,842)
Interest Revenue	-	-	2	0		5 3
Total Revenues	2,300,000	766,667	889,646	123	116%	816,808 (72,838)
Expenditures						
Transfers to General Fund	1,380,000	460,000	533,786	(74)	116%	490,081 (43,705)
Transfers to Component Unit - CVBD	920,000	306,667	355,858	(49)	116%	326,721 (29,137)
Total Expenditures	2,300,000	766,667	889,644	(123)	116%	816,802 (72,842)
Total Revenues over/(under) Expenditures	-	-	2	0		5 3

City of Dunwoody
 YTD Statement of Revenues and
 Expenses Through April 30, 2015

<i>Motor Vehicle Rental Excise Tax Fund</i>	Total Annual Budget	YTD Budget	YTD Actual	Variance	Prior YTD Actual	Flux
				(\$ '000)	(% of YTD Budget)	(Difference from Prior Year)
Revenues						
MV Rental Excise Tax	100,000	33,333	38,956	6	117%	34,811 (4,144)
Total Revenues	100,000	33,333	38,956	6	117%	34,811 (4,144)
Expenditures						
Transfers to General Fund	100,000	33,333	38,956	(6)	117%	34,811 (4,144)
Total Expenditures	100,000	33,333	38,956	(6)	117%	34,811 (4,144)
Total Revenues over/(under) Expenditures	-	-	-	-	-	-

City of Dunwoody
YTD Statement of Revenues and
Expenses Through April 30, 2015

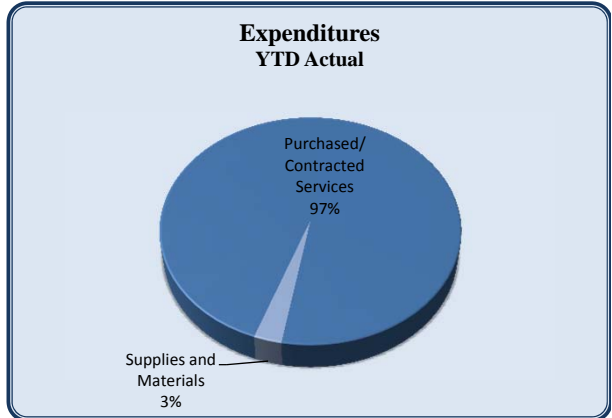
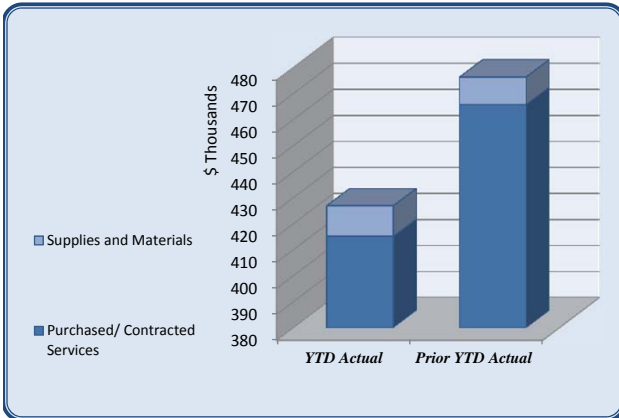
<i>HOST Fund</i>	Total Annual Budget	YTD Budget	YTD Actual	Variance	Prior YTD Actual	Flux
				(\$ '000)	(% of YTD Budget)	(Difference from Prior Year)
Revenues						
Homestead Option Sales Tax	4,000,000	-	-	-	-	-
Interest Revenue	4,500	1,500	532	(1)	35%	(532)
Total Revenues	4,004,500	1,500	532	(1)	35%	- 1,000,000
Expenditures						
Transfers Out - Capital (PW)	4,000,000	1,000,000	1,000,000	-	100%	(1,000,000)
Total Expenditures	4,000,000	1,000,000	1,000,000	-	100%	- (1,000,000)
Total Revenues over/(under) Expenditures	4,500	(998,500)	(999,468)	(1)	100%	- 1,000,000

City of Dunwoody
 YTD Statement of Revenues and
 Expenses Through April 30, 2015

<i>Debt Service Fund</i>	Total Annual Budget	YTD Budget	YTD Actual	Variance (\$ '000)	Prior YTD Actual	Flux (Difference from Prior Year)
				(% of YTD Budget)		
Revenues						
Transfers from General Fund	1,464,367	488,122	488,122	(0)	100%	104,789 (383,334)
Total Revenues	1,464,367	488,122	488,122	(0)	100%	104,789 (383,334)
Expenditures						
Lease Principal	-	-	-	-	-	-
Lease Interest	-	-	-	-	-	77,265 77,265
Transfers Out - CU	1,464,088	120,000	104,696	15	87%	27,431 (77,265)
Total Expenditures	1,464,088	120,000	104,696	15	87%	104,696 -
Total Revenues over/(under) Expenditures	279	368,122	383,426	15	104%	93 (383,334)

City of Dunwoody
YTD Statement of Revenues and
Expenses Through April 30, 2015

<i>Stormwater fund</i>	Total Annual Budget	YTD Budget	YTD Actual	Variance	Prior YTD Actual	Flux
				(\$ '000)	(% of YTD Budget)	(Difference from Prior Year)
Revenues						
Stormwater Utility Charges	1,851,622	-	-	-	2,708	2,708
Interest Revenue	800	267	202	(0)	422	219
Residual Equity Transfer In	269,078	269,078	269,078	-	-	(269,078)
Total Revenues	2,121,500	269,345	269,280	(0)	100%	(266,151)
Expenditures						
Official/Admin Svcs	120,000	40,000	33,333	7	40,000	6,667
Professional Services-Stormwater	160,000	53,333	15,971	37	405	(15,566)
Repairs & Maintenance	1,785,000	397,500	362,980	35	425,389	62,409
Rep & Maint-Riprap Program	5,000	1,667	2,847	(1)	-	(2,847)
Printing & Binding	500	167	-	0	-	-
Dues & Fees	500	167	-	0	-	-
Purchased/ Contracted Services	2,071,000	492,833	415,131	78	84%	50,663
Supplies	50,000	16,667	11,686	5	10,522	(1,164)
Books & Periodicals	500	167	-	0	-	-
Supplies and Materials	50,500	16,833	11,686	5	69%	(1,164)
Total Expenditures	2,121,500	509,667	426,817	83	84%	49,499
Total Revenues over/(under) Expenditures	-	(240,322)	(157,536)	83	66%	(473,187)



CVB of Dunwoody	Variance				
	Total Annual Budget	YTD Budget	YTD Actual	(% of YTD Budget)	Prior YTD Actual
Fund Balance	-	-	-		
Revenues					
Interest Revenue	1,152	384	127	33%	412
Other Revenue	8,442	2,814	-	0%	-
Tax Revenue	1,033,449	344,483	355,858	103%	326,721
Residual Equity Transfer (Promotional Reserve)	20,000	10,000	5,000	50%	-
Total Revenues	1,043,043	347,681	355,985	102%	327,133
Expenditures					
<i>Employees/Personnel</i>					
Salaries	288,757	77,564	80,726	104%	57,997
Benefits	35,554	10,880	9,392	86%	5,413
Payroll Taxes	28,876	7,756	6,106	79%	5,274
Unemployment	-	-	-		(810)
Medic	-	-	-		-
<i>Total Employees/Personnel Expenditures</i>	353,187	96,200	96,224	100%	67,875
<i>Administrative</i>					
Depreciation Expense	-	-	-		-
Legal & Professional Fees	18,140	11,180	7,576	68%	2,459
Rent	44,047	14,390	23,647	164%	13,828
Employee Development	6,320	4,520	3,427	76%	2,665
Equipment Lease	1,920	620	598	97%	583
IT Support	6,960	2,320	2,720	117%	1,840
Insurance	3,900	700	391	56%	1,262
Postage/Courier/Ovenight Mail	-	-	163		-
Telephone/Internet	8,400	2,800	1,688	60%	2,428
Licenses & Fees	3,050	1,050	-	0%	305
Miscellaneous	1,200	400	23	6%	165
Office Expense	2,400	800	1,604	201%	458
Vehicle Expenses	-	-	-		-
Meals & Meeting Expenses	3,600	1,500	976	65%	1,396
Travel	7,200	2,400	658	27%	1,641
Small Equipment	2,000	-	1,853		4,588
Furniture & Fixtures	10,000	10,000	-	0%	-
<i>Total Administrative Expenditures</i>	119,137	52,680	45,323	86%	33,619
<i>Marketing</i>					
Research	40,000	20,000	20,425	102%	-
Graphic Design	30,800	11,400	8,500	75%	11,250
Public Relations	12,000	6,000	6,000	100%	-
Website Management	72,579	37,877	14,918	39%	9,154
Website Marketing	59,000	23,000	6,404	28%	15,500
Advertising - Print	96,000	32,000	52,967	166%	10,074
Advertising - Digital	78,000	26,000	16,268	63%	24,870
Printing	23,800	11,900	1,435	12%	3,737
Postage/Courier/Ovenight Mail	2,400	800	-	0%	134
Dues & Subscriptions	9,483	436	3,007	690%	510
Memberships	12,259	10,559	2,015	19%	10,825
Customer Relationship Management Tool	13,500	-	-		-
Photography	9,000	6,000	1,851	31%	800
Miscellaneous	1,800	600	-	0%	-
<i>Total Marketing Expenditures</i>	460,621	186,572	133,790	72%	86,854
<i>Promotional</i>					
Community Development	-	-	-		13,348
Conventions and Trade Shows	20,569	15,129	9,896	65%	6,400
Event Hosting & Site Visits	24,500	17,050	3,500	21%	(2,104)
Sponsorships	-	-	9,000		2,000
Group Sales Show Sponsorships	33,500	13,000	-	0%	-
Meals and Business Development	3,600	1,200	2,416	201%	622
Meeting Bids and Incentives	10,000	5,000	-	0%	-
Promotions	24,800	8,600	800	9%	8,269
Travel	13,200	4,400	5,412	123%	2,745
Promotional Materials	12,000	4,000	5,560	139%	2,249
<i>Total Promotional Expenditures</i>	142,169	68,379	36,584	54%	33,529
Total Expenditures	1,075,114	403,831	311,921	77%	221,878
Total Revenues over/(under) Expenditures	(32,071)	(56,150)	44,064		105,255

VENDOR SET: 01 City of Dunwoody, GA

BANK: * ALL BANKS

DATE RANGE: 4/01/2015 THRU 4/30/2015

VENDOR I.D.	NAME	STATUS	CHECK DATE	AMOUNT	DISCOUNT	CHECK NO	CHECK STATUS	CHECK AMOUNT
001168	City of Dunwoody							
C-CHECK	City of Dunwoody	VOIDED V	4/08/2015			203160		22,514.54CR

* * T O T A L S * *		NO	INVOICE AMOUNT	DISCOUNTS	CHECK AMOUNT
REGULAR CHECKS:		0	0.00	0.00	0.00
HAND CHECKS:		0	0.00	0.00	0.00
DRAFTS:		0	0.00	0.00	0.00
EFT:		0	0.00	0.00	0.00
NON CHECKS:		0	0.00	0.00	0.00
VOID CHECKS:		1	VOID DEBITS 0.00		
			VOID CREDITS 22,514.54CR	22,514.54CR	0.00

TOTAL ERRORS: 0

	NO	INVOICE AMOUNT	DISCOUNTS	CHECK AMOUNT
VENDOR SET: 01 BANK: * TOTALS:	1	22,514.54CR	0.00	0.00
BANK: * TOTALS:	1	22,514.54CR	0.00	0.00

VENDOR SET: 01 City of Dunwoody, GA
 BANK: 01 Suntrust Concentration
 DATE RANGE: 4/01/2015 THRU 4/30/2015

VENDOR I.D.	NAME	STATUS	CHECK DATE	AMOUNT	DISCOUNT	CHECK NO	CHECK STATUS	CHECK AMOUNT
001145	ETS Corporation							
I-March 2015	ETS Corporation	D	4/01/2015			000000		
100 1516.523900.00	Merchant Services	ETS Corporation		2,077.49				2,077.49
001615	PNC Bank, N. A.							
I-May 2015	PNC Bank, N. A.	D	4/10/2015			000000		
405 8000.581200.01	Lease Principal	PNC Bank, N. A.		14,603.38				
405 8000.582200.01	Lease Interest	PNC Bank, N. A.		2,540.06				17,143.44
001615	PNC Bank, N. A.							
I-May 2015 (2)	PNC Bank, N. A.	D	4/20/2015			000000		
405 8000.581200.01	Lease Principal	PNC Bank, N. A.		6,386.78				
405 8000.582200.01	Lease Interest	PNC Bank, N. A.		2,643.74				9,030.52

* * T O T A L S * *	NO	INVOICE AMOUNT	DISCOUNTS	CHECK AMOUNT
REGULAR CHECKS:	0	0.00	0.00	0.00
HAND CHECKS:	0	0.00	0.00	0.00
DRAFTS:	3	28,251.45	0.00	28,251.45
EFT:	0	0.00	0.00	0.00
NON CHECKS:	0	0.00	0.00	0.00
VOID CHECKS:	0	VOID DEBITS 0.00		
		VOID CREDITS 0.00	0.00	0.00

TOTAL ERRORS: 0

** G/L ACCOUNT TOTALS **

G/L ACCOUNT	NAME	AMOUNT
100 1516.523900.00	Merchant Services	2,077.49
	*** FUND TOTAL ***	2,077.49
405 8000.581200.01	Lease Principal	20,990.16
405 8000.582200.01	Lease Interest	5,183.80
	*** FUND TOTAL ***	26,173.96

VENDOR SET: 01	BANK: 01	TOTALS:	NO	INVOICE AMOUNT	DISCOUNTS	CHECK AMOUNT
			3	28,251.45	0.00	28,251.45
BANK: 01	TOTALS:		3	28,251.45	0.00	28,251.45

VENDOR SET: 01 City of Dunwoody, GA
 BANK: 03 Suntrust Disbursement Acc
 DATE RANGE: 4/01/2015 THRU 4/30/2015

VENDOR I.D.	NAME	STATUS	CHECK DATE	AMOUNT	DISCOUNT	CHECK NO	CHECK STATUS	CHECK AMOUNT
000022	ADP							
I-452469501	ADP	D	4/03/2015			000000		
100 1512.521200.00	Professional Services	ADP		48.72				48.72
000022	ADP							
I-452748608	ADP	D	4/10/2015			000000		
100 1512.521200.00	Professional Services	ADP		489.34				489.34
000022	ADP							
I-453069195	ADP	D	4/17/2015			000000		
100 1512.521200.00	Professional Services	ADP		100.00				100.00
000022	ADP							
I-453555709	ADP	D	4/24/2015			000000		
100 1512.521200.00	Professional Services	ADP		527.86				527.86
000025	Clark Patterson Lee							
I-50	Clark Patterson Lee	D	4/01/2015			000000		
100 7000.521100.01	Official/Admin Svcs	Clark Patterson Lee		1,225,427.60				1,225,427.60
000025	Clark Patterson Lee							
I-51	Clark Patterson Lee	D	4/28/2015			000000		
100 7000.521100.01	Official/Admin Svcs	Clark Patterson Lee		132,250.00				132,250.00
000029	Lowe Engineers, LLC							
I-15407	Lowe Engineers, LLC	D	4/28/2015			000000		
100 4100.521100.01	Official/Admin Svcs	Lowe Engineers, LLC		18,750.00				
100 6200.521100.01	Official/Admin Svcs	Lowe Engineers, LLC		16,900.00				
560 4320.521100.01	Official/Admin Svcs	Lowe Engineers, LLC		8,333.17				43,983.17
000073	JAT Consulting Services, Inc							
I-40	JAT Consulting Services, Inc	D	4/01/2015			000000		
100 1511.521100.01	Official/Admin Svcs	JAT Consulting Servi		112,366.58				112,366.58
000094	WEX BANK							
I-40483749	WEX BANK	D	4/06/2015			000000		
100 3200.531270.00	Gasoline	WEX BANK		666.16				666.16
000137	Medcom Services, Inc							
I-4/4/2015	Medcom Services, Inc	D	4/04/2015			000000		
100 0000.121300.16	Flex Spending Ded Payable	Medcom Services, Inc		926.85				926.85
000137	Medcom Services, Inc							
I-4/11/2015	Medcom Services, Inc	D	4/11/2015			000000		
100 0000.121300.16	Flex Spending Ded Payable	Medcom Services, Inc		1,091.75				1,091.75

VENDOR SET: 01 City of Dunwoody, GA
 BANK: 03 Suntrust Disbursement Acc
 DATE RANGE: 4/01/2015 THRU 4/30/2015

VENDOR I.D.	NAME	STATUS	CHECK DATE	AMOUNT	DISCOUNT	CHECK NO	CHECK STATUS	CHECK AMOUNT
000137	Medcom Services, Inc							
I-4/18/2015	Medcom Services, Inc	D	4/18/2015			000000		
100 0000.121300.16	Flex Spending Ded Payable	Medcom Services, Inc		1,485.83				1,485.83
000137	Medcom Services, Inc							
I-4/25/2015	Medcom Services, Inc	D	4/25/2015			000000		
100 0000.121300.16	Flex Spending Ded Payable	Medcom Services, Inc		907.91				907.91
000271	Georgia Bureau of Investigatio							
I-090-253409	Georgia Bureau of Investigatio	D	4/01/2015			000000		
100 3200.521300.00	Technical Svcs	Georgia Bureau of In		212.50				212.50
001421	Chattahoochee River 911 Author							
I-April 2015	Chattahoochee River 911 Author	D	4/28/2015			000000		
215 3800.571000.00	Intergovernmental-E911	Chattahoochee River		93,750.00				93,750.00
001480	Interdev, LLC							
I-1004321	Interdev, LLC	D	4/30/2015			000000		
100 1535.521100.01	Official/Admin Svcs	Interdev, LLC		38,173.50				38,173.50
001551	Jacobs							
I-EEXF9503-MAY15	Jacobs	D	4/28/2015			000000		
100 1570.521100.01	Official/Admin Svcs	Jacobs		25,662.75				25,662.75
000008	CIT Technology Fin Serv Inc							
I-26676128	CIT Technology Fin Serv Inc	R	4/03/2015			019284		
100 1565.522300.00	Rentals	CIT Technology Fin S		733.00				733.00
000029	Lowe Engineers, LLC							
I-15290	Lowe Engineers, LLC	R	4/03/2015			019285		
350 4200.541400.00	Infrastructure	Lowe Engineers, LLC		446.40				
350 6200.521200.00	Professional Services	Lowe Engineers, LLC		1,116.00				
560 4320.521200.09	Prof Svcs-Stormwater	Lowe Engineers, LLC		669.60				2,232.00
000074	Standard Insurance							
I-April 2015	Standard Insurance	R	4/03/2015			019286		
100 1330.512100.00	Group Insurance	Standard Insurance		106.99				
100 1511.512100.00	Group Insurance	Standard Insurance		162.68				
100 2650.512100.00	Group Insurance	Standard Insurance		173.12				
100 3200.512100.00	Group Insurance	Standard Insurance		4,111.85				
100 4100.512100.00	Group Insurance	Standard Insurance		136.34				4,690.98
000149	AT&T							
I-April 2015	AT&T	R	4/03/2015			019287		
100 1535.523200.00	Communications	AT&T		117.82				117.82

VENDOR SET: 01 City of Dunwoody, GA
 BANK: 03 Suntrust Disbursement Acc
 DATE RANGE: 4/01/2015 THRU 4/30/2015

VENDOR I.D.	NAME	STATUS	CHECK DATE	AMOUNT	DISCOUNT	CHECK NO	CHECK STATUS	CHECK AMOUNT
000149	AT&T							
I-March 2015	AT&T	R	4/03/2015			019288		
100 1535.523200.00	Communications	AT&T		124.30				124.30
000156	Powell, Hugh R							
I-2002	Powell, Hugh R	R	4/03/2015			019289		
100 2650.521200.00	Prof Svcs	Powell, Hugh R		900.00				900.00
000163	Metro Materials Inc.							
I-38649	Metro Materials Inc.	R	4/03/2015			019290		
100 4200.531100.00	Supplies	Metro Materials Inc.		2,444.98				2,444.98
000165	Vulcan Materials Company							
I-11158806	Vulcan Materials Company	R	4/03/2015			019291		
560 4320.522200.05	Rep & Maint-Riprap Program	Vulcan Materials Com		861.92				
I-11158807	Vulcan Materials Company	R	4/03/2015			019291		
560 4320.522200.05	Rep & Maint-Riprap Program	Vulcan Materials Com		870.73				
I-11166640	Vulcan Materials Company	R	4/03/2015			019291		
100 6200.522200.06	R&M-Parks	Vulcan Materials Com		740.01				
I-11166641	Vulcan Materials Company	R	4/03/2015			019291		
560 4320.522200.05	Rep & Maint-Riprap Program	Vulcan Materials Com		912.87				
I-21212015976	Vulcan Materials Company	R	4/03/2015			019291		
560 4320.531100.00	Supplies	Vulcan Materials Com		263.00				
I-21212016041	Vulcan Materials Company	R	4/03/2015			019291		
100 4200.531100.00	Supplies	Vulcan Materials Com		436.75				
I-21212016164	Vulcan Materials Company	R	4/03/2015			019291		
100 4200.531100.00	Supplies	Vulcan Materials Com		330.38				4,415.66
000196	Georgia Management Agency, Inc							
I-58983	Georgia Management Agency, Inc	R	4/03/2015			019292		
100 4200.522200.02	R&M - Street Maintenance	Georgia Management A		940.96				940.96
000206	Georgia Power							
I-09153-15043/Mar15	Georgia Power	R	4/03/2015			019293		
100 6200.531230.00	Utilities	Georgia Power		25.05				25.05
000206	Georgia Power							
I-15158-51225/Mar15	Georgia Power	R	4/03/2015			019294		
100 6200.531230.00	Utilities	Georgia Power		246.74				246.74
000206	Georgia Power							
I-26354-99019/Mar15	Georgia Power	R	4/03/2015			019295		
100 6200.531230.00	Utilities	Georgia Power		24.87				24.87

VENDOR SET: 01 City of Dunwoody, GA
 BANK: 03 Suntrust Disbursement Acc
 DATE RANGE: 4/01/2015 THRU 4/30/2015

VENDOR I.D.	NAME	STATUS	CHECK DATE	AMOUNT	DISCOUNT	CHECK NO	CHECK STATUS	CHECK AMOUNT
000216	Strategic Datacom Inc							
I-8748	Strategic Datacom Inc	R	4/03/2015			019296		
100 3200.522200.00	Repairs & Maintenance		Strategic Datacom In	867.50				867.50
000269	DeKalb County Georgia							
I-5968424/2015 (1)	DeKalb County Georgia	R	4/03/2015			019297		
100 6200.531230.00	Utilities		DeKalb County Georgi	480.00				
I-5986738/Feb 2015	DeKalb County Georgia	R	4/03/2015			019297		
100 6200.531230.00	Utilities		DeKalb County Georgi	5.71				
I-6178709/Feb 2015	DeKalb County Georgia	R	4/03/2015			019297		
100 6200.531230.00	Utilities		DeKalb County Georgi	55.00				540.71
000331	Tyler Technologies, Inc							
I-025-119206	Tyler Technologies, Inc	R	4/03/2015			019298		
100 2650.522200.00	Repairs & Maintenance		Tyler Technologies,	200.00				
I-025-119825	Tyler Technologies, Inc	R	4/03/2015			019298		
100 2650.523700.00	Education & Training		Tyler Technologies,	4,576.42				4,776.42
001023	Victoria Clearfield							
I-March 2015	Victoria Clearfield	R	4/03/2015			019299		
100 2650.521300.00	Technical Svcs		Victoria Clearfield	1,140.00				1,140.00
001026	Guardian - Appleton							
I-April 2015	Guardian - Appleton	R	4/03/2015			019300		
100 1110.512100.00	Group Insurance		Guardian - Appleton	236.98				
100 1320.512100.00	Group Insurance		Guardian - Appleton	131.09				
100 1330.512100.00	Group Insurance		Guardian - Appleton	71.67				
100 1511.512100.00	Group Insurance		Guardian - Appleton	131.09				
100 2650.512100.00	Group Insurance		Guardian - Appleton	127.88				
100 3200.512100.00	Group Insurance		Guardian - Appleton	4,648.12				
100 4100.512100.00	Group Insurance		Guardian - Appleton	131.09				5,477.92
001086	Schiff Hardin LLP							
I-1984634	Schiff Hardin LLP	R	4/03/2015			019301		
100 1530.521200.02	Prof Svcs-Litigation		Schiff Hardin LLP	1,121.00				1,121.00
001107	TerraMark							
I-T2014-138-8119	TerraMark	R	4/03/2015			019302		
560 4320.521200.09	Prof Svcs-Stormwater		TerraMark	8,179.00				8,179.00
001118	GovDelivery							
I-4035	GovDelivery	R	4/03/2015			019303		
100 1570.521200.00	Professional Services		GovDelivery	3,780.00				3,780.00

VENDOR SET: 01 City of Dunwoody, GA
 BANK: 03 Suntrust Disbursement Acc
 DATE RANGE: 4/01/2015 THRU 4/30/2015

VENDOR I.D.	NAME	STATUS	CHECK DATE	AMOUNT	DISCOUNT	CHECK NO	CHECK STATUS	CHECK AMOUNT
001187	APG PCE, LLC							
I-PC41-100/Mar Elect	APG PCE, LLC	R	4/03/2015			019304		
100 1565.531230.00	Electricity	APG PCE, LLC		1,849.51				1,849.51
001275	LMI Systems, Inc							
I-1051735	LMI Systems, Inc	R	4/03/2015			019305		
100 6200.522200.06	R&M-Parks	LMI Systems, Inc		472.32				472.32
001281	Phase 3 Marketing & Communicat							
I-0078556-IN	Phase 3 Marketing & Communicat	R	4/03/2015			019306		
100 1570.521200.00	Professional Services	Phase 3 Marketing &		1,450.00				1,450.00
001385	Wolverton and Associates, Inc.							
I-40144	Wolverton and Associates, Inc.	R	4/03/2015			019307		
350 4200.541400.00	Infrastructure	Wolverton and Associ		1,002.00				1,002.00
001415	Rite Way							
I-368662	Rite Way	R	4/03/2015			019308		
100 6200.522200.06	R&M-Parks	Rite Way		1,621.32				1,621.32
001457	Peace Officers Association of							
I-2015 Dues-Dunwoody	Peace Officers Association of	R	4/03/2015			019309		
100 3200.523600.00	Dues & Fees	Peace Officers Assoc		980.00				980.00
001496	Fisher Broyles							
I-58844	Fisher Broyles	R	4/03/2015			019310		
960 6200.541200.00	Site improvements	Fisher Broyles		1,768.25				1,768.25
001517	Southern Premier Contractors,							
I-DUN-256	Potholing @ Chamblee Dun.	R	4/03/2015			019311		
350 4200.541400.00	Infrastructure	Potholing @ Chamblee		13,960.50				13,960.50
001539	Dunwoody Baptist Church							
I-18-May	Dunwoody Baptist Church	R	4/03/2015			019312		
100 0000.122500.03	Deferred Rev-Conference	Dunwoody Baptist Chu		1,000.00				1,000.00
001565	Georgia Development Partners,							
I-WQ048-01	Georgia Development Partners,	R	4/03/2015			019313		
350 6200.541200.00	Site improvements	Georgia Development		74,438.62				74,438.62
00159b	Pitney Bowes Global Financial							
I-9938656-MR15	Pitney Bowes Global Financial	R	4/03/2015			019314		
100 1565.522300.00	Rentals	Pitney Bowes Global		771.00				771.00

VENDOR SET: 01 City of Dunwoody, GA
 BANK: 03 Suntrust Disbursement Acc
 DATE RANGE: 4/01/2015 THRU 4/30/2015

VENDOR I.D.	NAME	STATUS	CHECK DATE	AMOUNT	DISCOUNT	CHECK NO	CHECK STATUS	CHECK AMOUNT
001656	De Lage Landen							
I-45031113	De Lage Landen	R	4/03/2015			019315		
100 3200.522300.00	Rentals	De Lage Landen		304.00				304.00
001712	Mulkey, Inc.							
I-2014066.00-7	Mulkey, Inc.	R	4/03/2015			019316		
350 4200.541400.00	Infrastructure	Mulkey, Inc.		749.70				749.70
001787	Optech RWM, LLC							
I-D0115 (2) Reissue	Optech RWM, LLC	R	4/03/2015			019317		
100 6200.522200.06	R&M-Parks	Optech RWM, LLC		29,177.74				
100 4200.522200.05	R&M - Right of Way Maint	Optech RWM, LLC		1,666.66				
100 4100.521200.10	Tree Fund Expenses	Optech RWM, LLC		1,400.00				32,244.40
001813	A Creative Experience, LLC							
I-1001689	A Creative Experience, LLC	R	4/03/2015			019318		
100 0000.122500.03	Deferred Rev-Conference	A Creative Experienc		890.00				890.00
001825	Randstad US LP							
I-R17479842	Randstad US LP	R	4/03/2015			019319		
100 7000.522200.00	Repairs & Maintenance	Randstad US LP		436.25				
I-R17511629	Randstad US LP	R	4/03/2015			019319		
100 7000.522200.00	Repairs & Maintenance	Randstad US LP		765.02				1,201.27
001833	Marny Heit							
I-Cleshunda Lyons	Marny Heit	R	4/03/2015			019320		
100 2650.521200.04	Prof Svcs-Public Defender	Marny Heit		190.00				
I-Djibril Conde	Marny Heit	R	4/03/2015			019320		
100 2650.521200.04	Prof Svcs-Public Defender	Marny Heit		240.00				
I-Katrina Najib	Marny Heit	R	4/03/2015			019320		
100 2650.521200.04	Prof Svcs-Public Defender	Marny Heit		120.00				
I-Matthew Patterson	Marny Heit	R	4/03/2015			019320		
100 2650.521200.04	Prof Svcs-Public Defender	Marny Heit		190.00				740.00
001837	Moonshowers, Inc							
I-2106	Moonshowers, Inc	R	4/03/2015			019321		
560 4320.522200.00	Repairs & Maintenance	Moonshowers, Inc		2,960.00				2,960.00
001868	American Heritage Life Insuran							
I-19795/March 2015	American Heritage Life Insuran	R	4/03/2015			019322		
100 0000.121300.18	AFLAC Deductions Payable	American Heritage Li		1,907.46				1,907.46
001881	Complete Demolition Services,							
I-Pay App #1	Complete Demolition Services,	R	4/03/2015			019323		
350 6200.522200.00	Repairs & Maintenance	Complete Demolition		66,814.56				66,814.56

VENDOR SET: 01 City of Dunwoody, GA
 BANK: 03 Suntrust Disbursement Acc
 DATE RANGE: 4/01/2015 THRU 4/30/2015

VENDOR I.D.	NAME	STATUS	CHECK DATE	AMOUNT	DISCOUNT	CHECK NO	CHECK STATUS	CHECK AMOUNT
1	Tom Kris & Sons Plumbing							
I-BLD2014-9917	Tom Kris & Sons Plumbing:	R	4/03/2015			019324		
100 0000.323100.00	Bldg Structures & Equipment	Tom Kris & Sons Plum		45.27				45.27
1	Bruce & Jeanie Kaminsky							
I-BLD2014-9917/Refun	Bruce & Jeanie Kaminsky:	R	4/03/2015			019325		
100 0000.323100.00	Bldg Structures & Equipment	Bruce & Jeanie Kamin		301.79				301.79
1	Chipotle Mexican Grill							
I-Bus. Tax overpay	Chipotle Mexican Grill:	R	4/03/2015			019326		
100 0000.316100.00	Business & Occupation Tax	Chipotle Mexican Gri		25.00				25.00
1	Rebecca Keefer							
I-Rebecca Keefer (5)	Rebecca Keefer:	R	4/03/2015			019327		
100 7000.523500.00	Travel	Rebecca Keefer:		6.00				6.00
1	Camilyn Germann							
I-Sign Deposit-Vande	Camilyn Germann:	R	4/03/2015			019328		
100 0000.127103.00	Special Event Sign Dep Payable	Cailyn Germann:		100.00				100.00
1	Whitney N. Lawrence							
I-Whitney Lawrence	Whitney N. Lawrence:	R	4/03/2015			019329		
212 0000.127101.00	Seized Funds Payable	Whitney N. Lawrence:		1,983.00				1,983.00
1	Run For It Productions							
I-With or Without Yo	Run For It Productions:	R	4/03/2015			019330		
100 0000.347900.00	Pavilion Rentals	Run For It Productio		400.00				400.00
000206	Georgia Power							
I-March 2015	Georgia Power	R	4/08/2015			019331		
100 4100.531230.00	Electricity	Georgia Power		39,323.97				
100 6200.531230.00	Utilities	Georgia Power		5,360.17				44,684.14
000021	Employment Screening Services							
I-238610	Employment Screening Services	R	4/17/2015			019332		
100 1540.521300.00	Technical Services	Employment Screening		18.00				18.00
000061	Blue Cross Blue Shield							
I-000583810G	Blue Cross Blue Shield	R	4/17/2015			019333		
100 1110.512100.00	Group Insurance	Blue Cross Blue Shie		3,847.73				
100 1320.512100.00	Group Insurance	Blue Cross Blue Shie		1,560.65				
100 1330.512100.00	Group Insurance	Blue Cross Blue Shie		1,074.54				
100 1511.512100.00	Group Insurance	Blue Cross Blue Shie		1,560.65				
100 2650.512100.00	Group Insurance	Blue Cross Blue Shie		1,562.50				
100 3200.512100.00	Group Insurance	Blue Cross Blue Shie		57,564.64				
100 4100.512100.00	Group Insurance	Blue Cross Blue Shie		1,560.65				68,731.36

VENDOR SET: 01 City of Dunwoody, GA
 BANK: 03 Suntrust Disbursement Acc
 DATE RANGE: 4/01/2015 THRU 4/30/2015

VENDOR I.D.	NAME	STATUS	CHECK DATE	AMOUNT	DISCOUNT	CHECK NO	CHECK STATUS	CHECK AMOUNT
000118	Peace Officers'							
I-April 2015	Peace Officers'	R	4/17/2015			019334		
100 0000.121300.15	POAB Deduction Payable		Peace Officers'	640.00				640.00
000129	Verizon Wireless Services LLC							
I-9742246545	Verizon Wireless Services LLC	R	4/17/2015			019335		
100 1110.523200.00	Communications		Verizon Wireless Ser	60.69				
100 1110.523200.00	Communications		Verizon Wireless Ser	38.01				
100 1320.523200.00	Communications		Verizon Wireless Ser	136.71				
100 1330.523200.00	Communications		Verizon Wireless Ser	98.71				
100 1511.523200.00	Communications		Verizon Wireless Ser	99.98				
100 2650.523200.00	Communications		Verizon Wireless Ser	60.69				
100 3200.523200.00	Communications		Verizon Wireless Ser	6,011.45				
100 4100.523200.00	Communications		Verizon Wireless Ser	98.70				
100 6200.523200.00	Communications		Verizon Wireless Ser	38.01				6,642.95
000130	Translation Station, INC							
I-49230	Translation Station, INC	R	4/17/2015			019336		
100 2650.521300.00	Technical Svcs		Translation Station,	181.85				181.85
000138	Riley McLendon, LLC							
I-62680	Riley McLendon, LLC	R	4/17/2015			019337		
100 1530.521200.01	Prof Svcs-Legal		Riley McLendon, LLC	12,500.00				
I-62681	Riley McLendon, LLC	R	4/17/2015			019337		
100 1530.521200.02	Prof Svcs-Litigation		Riley McLendon, LLC	2,622.00				
I-62683	Riley McLendon, LLC	R	4/17/2015			019337		
350 4200.541400.00	Infrastructure		Riley McLendon, LLC	45.00				
I-62684	Riley McLendon, LLC	R	4/17/2015			019337		
350 4200.541400.00	Infrastructure		Riley McLendon, LLC	867.00				
I-62685	Riley McLendon, LLC	R	4/17/2015			019337		
560 4320.521200.09	Prof Svcs-Stormwater		Riley McLendon, LLC	96.00				
I-62686	Riley McLendon, LLC	R	4/17/2015			019337		
350 4200.541400.00	Infrastructure		Riley McLendon, LLC	6,921.50				23,051.50
000149	AT&T							
I-Apr 2015	AT&T	R	4/17/2015			019338		
100 1535.523200.00	Communications		AT&T	124.03				124.03
000150	Fidelity Security Life Insuran							
I-2744050	Fidelity Security Life Insuran	R	4/17/2015			019339		
100 0000.121300.12	EE-Vision Payable		Fidelity Security Li	465.11				465.11
000160	Georgia Technology Authority							
I-924-660880315	Georgia Technology Authority	R	4/17/2015			019340		
100 3200.521300.00	Technical Svcs		Georgia Technology A	22.17				22.17

VENDOR SET: 01 City of Dunwoody, GA
 BANK: 03 Suntrust Disbursement Acc
 DATE RANGE: 4/01/2015 THRU 4/30/2015

VENDOR I.D.	NAME	STATUS	CHECK DATE	AMOUNT	DISCOUNT	CHECK NO	CHECK STATUS	CHECK AMOUNT
000163	Metro Materials Inc.							
I-38737	Metro Materials Inc.	R	4/17/2015			019341		
100 4200.531100.00	Supplies			Metro Materials Inc.	577.25			
I-38841	Metro Materials Inc.	R	4/17/2015			019341		
100 4200.531100.00	Supplies			Metro Materials Inc.	606.84			1,184.09
000165	Vulcan Materials Company							
I-11174085	Vulcan Materials Company	R	4/17/2015			019342		
100 6200.531100.00	Supplies			Vulcan Materials Com	579.63			
I-11174086	Vulcan Materials Company	R	4/17/2015			019342		
100 6200.531100.00	Supplies			Vulcan Materials Com	400.95			
I-21212016490	Vulcan Materials Company	R	4/17/2015			019342		
100 4100.531100.00	Supplies			Vulcan Materials Com	445.75			
I-21212016824	Vulcan Materials Company	R	4/17/2015			019342		
560 4320.531100.00	Supplies			Vulcan Materials Com	417.50			1,843.83
000210	Rotary Club of Dunwoody, GA In							
I-3355	Rotary Club of Dunwoody, GA In	R	4/17/2015			019343		
100 1110.523600.00	Dues & Fees			Rotary Club of Dunwo	300.00			300.00
000262	Dunwoody Chamber of Commerce I							
I-6549	Dunwoody Chamber of Commerce I	R	4/17/2015			019344		
100 7500.521200.00	Professional Services			Dunwoody Chamber of	500.00			
I-6570	Dunwoody Chamber of Commerce I	R	4/17/2015			019344		
100 7500.523300.00	Advertising			Dunwoody Chamber of	320.00			
I-6663	Dunwoody Chamber of Commerce I	R	4/17/2015			019344		
100 7500.523300.00	Advertising			Dunwoody Chamber of	320.00			1,140.00
000269	DeKalb County Georgia							
I-5968424-April 2015	DeKalb County Georgia	R	4/17/2015			019345		
100 6200.531230.00	Utilities			DeKalb County Georgi	480.00			
I-6305622-Mar 2015	DeKalb County Georgia	R	4/17/2015			019345		
100 6200.531230.00	Utilities			DeKalb County Georgi	5.71			485.71
000331	Tyler Technologies, Inc							
I-025-120060	Tyler Technologies, Inc	R	4/17/2015			019346		
100 2650.523700.00	Education & Training			Tyler Technologies,	56.10			
I-025-120538	Tyler Technologies, Inc	R	4/17/2015			019346		
100 2650.522200.00	Repairs & Maintenance			Tyler Technologies,	1,364.00			1,420.10
001032	Clyde Armory							
I-14020	Clyde Armory	R	4/17/2015			019347		
100 3200.531100.02	Supplies-Firearms			Clyde Armory	535.00			535.00

VENDOR SET: 01 City of Dunwoody, GA
 BANK: 03 Suntrust Disbursement Acc
 DATE RANGE: 4/01/2015 THRU 4/30/2015

VENDOR I.D.	NAME	STATUS	CHECK DATE	AMOUNT	DISCOUNT	CHECK NO	CHECK STATUS	CHECK AMOUNT
001221	CSU Command College							
I-Barnes-Employment 100 3200.523700.00	CSU Command College Education & Training	R	4/17/2015			019348		
I-Barnes-Terrorism 100 3200.523700.00	CSU Command College Education & Training	R	4/17/2015	950.00		019348		1,900.00
001275	LMI Systems, Inc							
I-1051779 100 6200.522200.06	LMI Systems, Inc R&M-Parks	R	4/17/2015			019349		
I-1051981 100 6200.522200.06	LMI Systems, Inc R&M-Parks	R	4/17/2015	806.93		019349		974.43
001328	LexisNexis Risk Data Managemen							
I-1502895-20150331 100 1511.521300.00	LexisNexis Risk Data Managemen Technical Services	R	4/17/2015			019350		
				50.00				50.00
001333	E. Harriman Construction, Inc.							
I-0303-15 350 6200.521200.00	E. Harriman Construction, Inc. Professional Services	R	4/17/2015			019351		
I-0403-15 350 6200.521200.00	E. Harriman Construction, Inc. Professional Services	R	4/17/2015	35,640.00		019351		47,520.00
001345	JEL Consulting Group, LLC							
I-220 100 7500.521200.00	JEL Consulting Group, LLC Professional Services	R	4/17/2015			019352		
				2,500.00				2,500.00
001385	Wolverton and Associates, Inc.							
I-40451 350 4200.541400.00	IRFP 15-03 Infrastructure	R	4/17/2015			019353		
				1,401.00				1,401.00
001430	John Deere Landscapes, Inc							
I-71171180 100 6200.531100.00	John Deere Landscapes, Inc Supplies	R	4/17/2015			019354		
I-71171200 100 6200.531100.00	John Deere Landscapes, Inc Supplies	R	4/17/2015	3,400.00		019354		4,160.00
001444	Kenneth Wickham							
I-4/8/2015 100 2650.521200.00	Kenneth Wickham Prof Svcs	R	4/17/2015			019355		
				400.00				400.00
001477	Gresham, Smith and Partners							
I-29 350 4200.541400.00	Gresham, Smith and Partners Infrastructure	R	4/17/2015			019356		
				11,312.71				11,312.71

VENDOR SET: 01 City of Dunwoody, GA
 BANK: 03 Suntrust Disbursement Acc
 DATE RANGE: 4/01/2015 THRU 4/30/2015

VENDOR I.D.	NAME	STATUS	CHECK DATE	AMOUNT	DISCOUNT	CHECK NO	CHECK STATUS	CHECK AMOUNT
001549	Gas South, LLC							
I-April 2015	Gas South, LLC	R	4/17/2015			019357		
100 6200.531230.00	Utilities		Gas South, LLC	997.15				997.15
001557	Enterprise Leasing Company of							
I-929SS1	Enterprise Leasing Company of	R	4/17/2015			019358		
100 0000.122500.05	Def Rev-DPD Christmas for Kids		Enterprise Leasing C	82.77				
I-92B0WK	Enterprise Leasing Company of	R	4/17/2015			019358		
100 0000.122500.05	Def Rev-DPD Christmas for Kids		Enterprise Leasing C	82.77				165.54
001565	Georgia Development Partners,							
I-GD169-001	Georgia Development Partners,	R	4/17/2015			019359		
350 4200.541400.00	Infrastructure		Georgia Development	12,712.50				12,712.50
001645	Hyland Software, Inc.							
I-300286	Hyland Software, Inc.	R	4/17/2015			019360		
100 1330.522200.00	Repairs & Maintenance		Hyland Software, Inc	4,800.00				4,800.00
001673	Aerial Innovations of Ga., Inc							
I-45546	Aerial Innovations of Ga., Inc	R	4/17/2015			019361		
100 7000.521300.00	Technical Svcs		Aerial Innovations o	94.50				94.50
001719	Perimeter Community Improvemen							
I-PCID 10853 (10)	Perimeter Community Improvemen	R	4/17/2015			019362		
250 4002.522200.12	Repairs & Maintenance - PTO		Perimeter Community	84,961.10				
I-PCID 10853 (9)	Perimeter Community Improvemen	R	4/17/2015			019362		
250 4002.522200.12	Repairs & Maintenance - PTO		Perimeter Community	232,200.32				317,161.42
001756	Georgia Snacks							
I-119	Georgia Snacks	R	4/17/2015			019363		
100 1540.512900.00	Other Employment Benefits		Georgia Snacks	1,000.00				1,000.00
001784	Peak Democracy, Inc.							
I-589	Peak Democracy, Inc.	R	4/17/2015			019364		
100 1570.521300.00	Technical Services		Peak Democracy, Inc.	2,250.00				2,250.00
001787	Optech RWM, LLC							
I-D0315	Optech RWM, LLC	R	4/17/2015			019365		
100 4200.522200.05	R&M - Right of Way Maint		Optech RWM, LLC	1,666.66				
100 6200.522200.06	R&M-Parks		Optech RWM, LLC	32,044.66				33,711.32
001799	Colliers International - Atlan							
I-April 2015	Colliers International - Atlan	R	4/17/2015			019366		
100 0000.381100.00	Rental Commissions		Colliers Internation	362.25				362.25

VENDOR SET: 01 City of Dunwoody, GA
 BANK: 03 Suntrust Disbursement Acc
 DATE RANGE: 4/01/2015 THRU 4/30/2015

VENDOR I.D.	NAME	STATUS	CHECK DATE	AMOUNT	DISCOUNT	CHECK NO	CHECK STATUS	CHECK AMOUNT
001820	Sharon Dickson, LLC							
I-March 2015	Sharon Dickson, LLC	R	4/17/2015			019367		
100 2650.521200.00	Prof Svcs	Sharon Dickson, LLC		1,200.00				1,200.00
001824	Veith Traffic Services, LLC							
I-3011-11	Veith Traffic Services, LLC	R	4/17/2015			019368		
100 4200.522200.03	R&M - Traffic Signals	Veith Traffic Servic		390.00				390.00
001825	Randstad US LP							
I-R17543831	Randstad US LP	R	4/17/2015			019369		
100 7000.522200.00	Repairs & Maintenance	Randstad US LP		524.77				
I-R17608184	Randstad US LP	R	4/17/2015			019369		
100 7000.522200.00	Repairs & Maintenance	Randstad US LP		583.69				1,108.46
001870	Health Point Chiropractic & We							
I-March 2015	Health Point Chiropractic & We	R	4/17/2015			019370		
100 1540.512900.00	Other Employment Benefits	Health Point Chiropr		440.00				440.00
001879	Sharp Business Systems							
I-AR608007	Sharp Business Systems	R	4/17/2015			019371		
100 1535.522200.00	Repairs & Maintenance	Sharp Business Syste		5,047.00				
I-AR608009	Sharp Business Systems	R	4/17/2015			019371		
100 1535.522200.00	Repairs & Maintenance	Sharp Business Syste		1,459.00				6,506.00
001880	Autaco Development, LLC							
I-1201	Autaco Development, LLC	R	4/17/2015			019372		
350 6200.541200.00	Site improvements	Autaco Development,		14,995.15				
I-1202	Autaco Development, LLC	R	4/17/2015			019372		
100 6200.522200.06	R&M-Parks	Autaco Development,		5,309.02				20,304.17
001886	City of Peachtree Corners							
I-Winters Chap Study	City of Peachtree Corners	R	4/17/2015			019373		
100 7000.521200.00	Prof Svcs	City of Peachtree Co		17,672.50				17,672.50
1	Atlanta Communities							
I-2015 Occ. Tax	Atlanta Communities:	R	4/17/2015			019374		
100 0000.316100.00	Business & Occupation Tax	Atlanta Communities:		129.60				129.60
1	Am Yisrael Chai							
I-Daffodil Dash	Am Yisrael Chai:	R	4/17/2015			019375		
100 0000.127103.00	Special Event Sign Dep Payable	Am Yisrael Chai:		250.00				250.00
1	Jennifer Donaldson							
I-Irrigation Repair	Jennifer Donaldson:	R	4/17/2015			019376		
350 4200.541400.00	Infrastructure	Jennifer Donaldson:		109.50				109.50

VENDOR SET: 01 City of Dunwoody, GA
BANK: 03 Suntrust Disbursement Acc
DATE RANGE: 4/01/2015 THRU 4/30/2015

VENDOR I.D.	NAME	STATUS	CHECK DATE	AMOUNT	DISCOUNT	CHECK NO	CHECK STATUS	CHECK AMOUNT
1	Mark Vescio							
I-Mark Vescio	Mark Vescio:	R	4/17/2015			019377		
100 0000.321900.01	Other Licenses and permits	Mark Vescio:		250.00				250.00
1	Robert Marshall							
I-Pavilion Ref.	Robert Marshall:	R	4/17/2015			019378		
100 0000.347900.00	Pavilion Rentals	Robert Marshall:		100.00				100.00
1	Sharie Wilson							
I-Pavilion Refund	Sharie Wilson:	R	4/17/2015			019379		
100 0000.347900.00	Pavilion Rentals	Sharie Wilson:		200.00				200.00
1	Melanie Antos							
I-Pogo Pictures	Melanie Antos:	R	4/17/2015			019380		
100 0000.127103.00	Special Event Sign Dep Payable	Melanie Antos:		100.00				100.00
1	Michael Starling							
I-Starling (6)	Michael Starling:	R	4/17/2015			019381		
100 7500.523500.00	Travel	Michael Starling:		22.00				
100 7500.523600.00	Dues & Fees	Michael Starling:		79.00				
100 7500.531300.00	Food	Michael Starling:		131.11				232.11
001491	Department of Natural Resource							
I-BR Trail -Phase 3	Department of Natural Resource	R	4/17/2015			019382		
350 6200.541200.00	Site improvements	Department of Natura		72.00				72.00

* * T O T A L S * *

	NO	INVOICE AMOUNT	DISCOUNTS	CHECK AMOUNT
REGULAR CHECKS:	99	896,771.88	0.00	896,771.88
HAND CHECKS:	0	0.00	0.00	0.00
DRAFTS:	17	1,678,070.52	0.00	1,678,070.52
EFT:	0	0.00	0.00	0.00
NON CHECKS:	0	0.00	0.00	0.00
VOID CHECKS:	0	VOID DEBITS 0.00		
		VOID CREDITS 0.00	0.00	0.00

TOTAL ERRORS: 0

VENDOR SET: 01 City of Dunwoody, GA
 BANK: 03 Suntrust Disbursement Acc
 DATE RANGE: 4/01/2015 THRU 4/30/2015

** G/L ACCOUNT TOTALS **

G/L ACCOUNT	NAME	AMOUNT
100 0000.121300.12	EE-Vision Payable	465.11
100 0000.121300.15	POAB Deduction Payable	640.00
100 0000.121300.16	Flex Spending Ded Payable	4,412.34
100 0000.121300.18	AFLAC Deductions Payable	1,907.46
100 0000.122500.03	Deferred Rev-Conference	1,890.00
100 0000.122500.05	Def Rev-DPD Christmas for Kids	165.54
100 0000.127103.00	Special Event Sign Dep Payable	450.00
100 0000.316100.00	Business & Occupation Tax	154.60
100 0000.321900.01	Other Licenses and permits	250.00
100 0000.323100.00	Bldg Structures & Equipment	347.06
100 0000.347900.00	Pavilion Rentals	700.00
100 0000.381100.00	Rental Commissions	362.25
100 1110.512100.00	Group Insurance	4,084.71
100 1110.523200.00	Communications	98.70
100 1110.523600.00	Dues & Fees	300.00
100 1320.512100.00	Group Insurance	1,691.74
100 1320.523200.00	Communications	136.71
100 1330.512100.00	Group Insurance	1,253.20
100 1330.522200.00	Repairs & Maintenance	4,800.00
100 1330.523200.00	Communications	98.71
100 1511.512100.00	Group Insurance	1,854.42
100 1511.521100.01	Official/Admin Svcs	112,366.58
100 1511.521300.00	Technical Services	50.00
100 1511.523200.00	Communications	99.98
100 1512.521200.00	Professional Services	1,165.92
100 1530.521200.01	Prof Svcs-Legal	12,500.00
100 1530.521200.02	Prof Svcs-Litigation	3,743.00
100 1535.521100.01	Official/Admin Svcs	38,173.50
100 1535.522200.00	Repairs & Maintenance	6,506.00
100 1535.523200.00	Communications	366.15
100 1540.512900.00	Other Employment Benefits	1,440.00
100 1540.521300.00	Technical Services	18.00
100 1565.522300.00	Rentals	1,504.00
100 1565.531230.00	Electricity	1,849.51
100 1570.521100.01	Official/Admin Svcs	25,662.75
100 1570.521200.00	Professional Services	5,230.00
100 1570.521300.00	Technical Services	2,250.00
100 2650.512100.00	Group Insurance	1,863.50
100 2650.521200.00	Prof Svcs	2,500.00
100 2650.521200.04	Prof Svcs-Public Defender	740.00
100 2650.521300.00	Technical Svcs	1,321.85
100 2650.522200.00	Repairs & Maintenance	1,564.00
100 2650.523200.00	Communications	60.69
100 2650.523700.00	Education & Training	4,632.52
100 3200.512100.00	Group Insurance	66,324.61
100 3200.521300.00	Technical Svcs	234.67

VENDOR SET: 01 City of Dunwoody, GA
 BANK: 03 Suntrust Disbursement Acc
 DATE RANGE: 4/01/2015 THRU 4/30/2015

** G/L ACCOUNT TOTALS **

G/L ACCOUNT	NAME	AMOUNT
100 3200.522200.00	Repairs & Maintenance	867.50
100 3200.522300.00	Rentals	304.00
100 3200.523200.00	Communications	6,011.45
100 3200.523600.00	Dues & Fees	980.00
100 3200.523700.00	Education & Training	1,900.00
100 3200.531100.02	Supplies-Firearms	535.00
100 3200.531270.00	Gasoline	666.16
100 4100.512100.00	Group Insurance	1,828.08
100 4100.521100.01	Official/Admin Svcs	18,750.00
100 4100.521200.10	Tree Fund Expenses	1,400.00
100 4100.523200.00	Communications	98.70
100 4100.531100.00	Supplies	445.75
100 4100.531230.00	Electricity	39,323.97
100 4200.522200.02	R&M - Street Maintenance	940.96
100 4200.522200.03	R&M - Traffic Signals	390.00
100 4200.522200.05	R&M - Right of Way Maint	3,333.32
100 4200.531100.00	Supplies	4,396.20
100 6200.521100.01	Official/Admin Svcs	16,900.00
100 6200.522200.06	R&M-Parks	70,339.50
100 6200.523200.00	Communications	38.01
100 6200.531100.00	Supplies	5,140.58
100 6200.531230.00	Utilities	7,680.40
100 7000.521100.01	Official/Admin Svcs	1,357,677.60
100 7000.521200.00	Prof Svcs	17,672.50
100 7000.521300.00	Technical Svcs	94.50
100 7000.522200.00	Repairs & Maintenance	2,309.73
100 7000.523500.00	Travel	6.00
100 7500.521200.00	Professional Services	3,000.00
100 7500.523300.00	Advertising	640.00
100 7500.523500.00	Travel	22.00
100 7500.523600.00	Dues & Fees	79.00
100 7500.531300.00	Food	131.11
	*** FUND TOTAL ***	1,882,131.80
212 0000.127101.00	Seized Funds Payable	1,983.00
	*** FUND TOTAL ***	1,983.00
215 3800.571000.00	Intergovernmental-E911	93,750.00
	*** FUND TOTAL ***	93,750.00
250 4002.522200.12	Repairs & Maintenance - PTOP	317,161.42
	*** FUND TOTAL ***	317,161.42
350 4200.541400.00	Infrastructure	49,527.81
350 6200.521200.00	Professional Services	48,636.00
350 6200.522200.00	Repairs & Maintenance	66,814.56

VENDOR SET: 01 City of Dunwoody, GA
 BANK: 03 Suntrust Disbursement Acc
 DATE RANGE: 4/01/2015 THRU 4/30/2015

** G/L ACCOUNT TOTALS **

G/L ACCOUNT	NAME	AMOUNT
350 6200.541200.00	Site improvements	89,505.77
	*** FUND TOTAL ***	254,484.14
560 4320.521100.01	Official/Admin Svcs	8,333.17
560 4320.521200.09	Prof Svcs-Stormwater	8,944.60
560 4320.522200.00	Repairs & Maintenance	2,960.00
560 4320.522200.05	Rep & Maint-Riprap Program	2,645.52
560 4320.531100.00	Supplies	680.50
	*** FUND TOTAL ***	23,563.79
960 6200.541200.00	Site improvements	1,768.25
	*** FUND TOTAL ***	1,768.25

VENDOR SET: 01	BANK: 03	TOTALS:	NO	INVOICE AMOUNT	DISCOUNTS	CHECK AMOUNT
			116	2,574,842.40	0.00	2,574,842.40
BANK: 03		TOTALS:	116	2,574,842.40	0.00	2,574,842.40

VENDOR SET: 01 City of Dunwoody, GA
 BANK: 05 Suntrust Municipal Court
 DATE RANGE: 4/01/2015 THRU 4/30/2015

VENDOR I.D.	NAME	STATUS	CHECK DATE	AMOUNT	DISCOUNT	CHECK NO	CHECK STATUS	CHECK AMOUNT
000116	DeKalb County Finance Dept.							
I-February 2015	DeKalb County Finance Dept.	R	4/03/2015			203135		
745 0000.121800.00	Due to State Agencies	DeKalb County Financ		5,762.90				5,762.90
000118	Peace Officers'							
I-Feb 2015	Peace Officers'	R	4/03/2015			203136		
745 0000.121800.00	Due to State Agencies	Peace Officers'		5,395.07				5,395.07
000146	GSCCCA							
I-February 2015	GSCCCA	R	4/03/2015			203137		
745 0000.121800.00	Due to State Agencies	GSCCCA		22,874.62				22,874.62
000278	DeKalb State Court							
I-D00036973	DeKalb State Court	R	4/03/2015			203138		
745 0000.121500.01	Jail Bonds Payable	DeKalb State Court		350.00				350.00
000278	DeKalb State Court							
I-D00041759	DeKalb State Court	R	4/03/2015			203139		
745 0000.121500.01	Jail Bonds Payable	DeKalb State Court		350.00				350.00
000278	DeKalb State Court							
I-D00042776	DeKalb State Court	R	4/03/2015			203140		
745 0000.121500.01	Jail Bonds Payable	DeKalb State Court		350.00				350.00
001062	DeKalb Co Drug Abuse Treatment							
I-February 2015	DeKalb Co Drug Abuse Treatment	R	4/03/2015			203141		
745 0000.121800.00	Due to State Agencies	DeKalb Co Drug Abuse		1,211.46				1,211.46
1	TOWES, RICHARD							
I-000201503302793	TOWES, RICHARD:	R	4/03/2015			203142		
745 0000.121500.01	Jail Bonds Payable	Bond Refund:D0004215		350.00				350.00
1	DELEON LOPEZ, ROSEMBER ALVINO							
I-000201503302794	DELEON LOPEZ, ROSEMBER ALVINO:	R	4/03/2015			203143		
745 0000.121500.01	Jail Bonds Payable	Bond Refund:D0004081		350.00				350.00
1	FUNG, WAI C							
I-000201503302795	FUNG, WAI C:	R	4/03/2015			203144		
745 0000.121500.01	Jail Bonds Payable	Bond Refund:D0003969		20.00				20.00
1	COCHRAN, STACY TODD							
I-000201503302796	COCHRAN, STACY TODD:	R	4/03/2015			203145		
745 0000.121500.01	Jail Bonds Payable	Bond Refund:D0003758		325.00				
745 0000.121500.01	Jail Bonds Payable	Bond Refund:D0003758		400.00				725.00

VENDOR SET: 01 City of Dunwoody, GA
 BANK: 05 Suntrust Municipal Court
 DATE RANGE: 4/01/2015 THRU 4/30/2015

VENDOR I.D.	NAME	STATUS	CHECK DATE	AMOUNT	DISCOUNT	CHECK NO	CHECK STATUS	CHECK AMOUNT
1	TURNIPSEED, KENNETH DAVID							
I-000201503302797	TURNIPSEED, KENNETH DAVID:	R	4/03/2015			203146		
745 0000.121500.01	Jail Bonds Payable	Bond Refund:D0003843		350.00				350.00
1	PORTER, DEREK R							
I-000201503302798	PORTER, DEREK R:	R	4/03/2015			203147		
745 0000.121500.01	Jail Bonds Payable	Bond Refund:F39980		730.00				730.00
1	ONSTOTT, BRIAN LEE							
I-000201503302799	ONSTOTT, BRIAN LEE:	R	4/03/2015			203148		
745 0000.121500.01	Jail Bonds Payable	Bond Refund:D0004122		250.00				
745 0000.121500.01	Jail Bonds Payable	Bond Refund:D0004122		250.00				500.00
1	RICHARDSON, VINNETTE R							
I-000201503302800	RICHARDSON, VINNETTE R:	R	4/03/2015			203149		
745 0000.121500.01	Jail Bonds Payable	Bond Refund:D0004198		100.00				100.00
1	MILLER, ASHLEY DENISE							
I-000201503302801	MILLER, ASHLEY DENISE:	R	4/03/2015			203150		
745 0000.121500.01	Jail Bonds Payable	Bond Refund:D0004201		178.00				
745 0000.121500.01	Jail Bonds Payable	Bond Refund:D0004202		365.00				543.00
1	CLAROS-CEDILLOS, MARVIN G							
I-000201503302802	CLAROS-CEDILLOS, MARVIN G:	R	4/03/2015			203151		
745 0000.121500.01	Jail Bonds Payable	Bond Refund:D0004206		730.00				
745 0000.121500.01	Jail Bonds Payable	Bond Refund:D0004206		178.00				908.00
1	WEEMS, LUCINDA STEPHINE							
I-000201503302803	WEEMS, LUCINDA STEPHINE:	R	4/03/2015			203152		
745 0000.121500.01	Jail Bonds Payable	Bond Refund:D0004223		350.00				350.00
1	ALEXANDER, MALIK S							
I-000201503302804	ALEXANDER, MALIK S:	R	4/03/2015			203153		
745 0000.121500.01	Jail Bonds Payable	Bond Refund:D0004235		350.00				350.00
1	ROBINSON, DERRICK VONCELL							
I-000201503302805	ROBINSON, DERRICK VONCELL:	R	4/03/2015			203154		
745 0000.121500.01	Jail Bonds Payable	Bond Refund:D0004235		350.00				350.00
1	KEMP, SHARIFA K							
I-000201503302806	KEMP, SHARIFA K:	R	4/03/2015			203155		
745 0000.121500.01	Jail Bonds Payable	Bond Refund:D0004235		350.00				350.00

VENDOR SET: 01 City of Dunwoody, GA
 BANK: 05 Suntrust Municipal Court
 DATE RANGE: 4/01/2015 THRU 4/30/2015

VENDOR I.D.	NAME	STATUS	CHECK DATE	AMOUNT	DISCOUNT	CHECK NO	CHECK STATUS	CHECK AMOUNT
1	JOHNSON, JOHNNY							
I-000201503302807	JOHNSON, JOHNNY:	R	4/03/2015			203156		
745 0000.121500.01	Jail Bonds Payable	Bond Refund:D0004232		350.00				350.00
1	BRIZUELA-GONZALEZ, ERNESTO							
I-000201503302808	BRIZUELA-GONZALEZ, ERNESTO:	R	4/03/2015			203157		
745 0000.121500.01	Jail Bonds Payable	Bond Refund:D0004242		125.00				
745 0000.121500.01	Jail Bonds Payable	Bond Refund:D0004242		730.00				855.00
1	BONNER, LAVERNE ASHLEY							
I-000201503312809	BONNER, LAVERNE ASHLEY:	R	4/03/2015			203158		
745 0000.121500.01	Jail Bonds Payable	Bond Refund:D0003960		350.00				350.00
1	Lindy Ray Rogers							
I-Lindy Ray Rogers(2	Lindy Ray Rogers:	R	4/03/2015			203159		
745 0000.121500.01	Jail Bonds Payable	Lindy Ray Rogers:		950.00				950.00
000278	DeKalb State Court							
I-D000041468-70	DeKalb State Court	R	4/17/2015			203161		
745 0000.121500.01	Jail Bonds Payable	DeKalb State Court		1,900.00				1,900.00
000278	DeKalb State Court							
I-D00041653-54	DeKalb State Court	R	4/17/2015			203162		
745 0000.121500.01	Jail Bonds Payable	DeKalb State Court		725.00				725.00
000278	DeKalb State Court							
I-D00041854-55	DeKalb State Court	R	4/17/2015			203163		
745 0000.121500.01	Jail Bonds Payable	DeKalb State Court		1,150.00				1,150.00
1	TRAGER, STEVEN							
I-000201504132810	TRAGER, STEVEN:	R	4/17/2015			203164		
745 0000.121500.01	Jail Bonds Payable	Bond Refund:D0001762		350.00				350.00
1	TUTTLE, AMANDA							
I-000201504132811	TUTTLE, AMANDA:	R	4/17/2015			203165		
745 0000.121500.01	Jail Bonds Payable	Bond Refund:D0003880		730.00				
745 0000.121500.01	Jail Bonds Payable	Bond Refund:D0003880		950.00				1,680.00
1	TORRES, JASMINE							
I-000201504132812	TORRES, JASMINE:	R	4/17/2015			203166		
745 0000.121500.01	Jail Bonds Payable	Bond Refund:D0003928		365.00				
745 0000.121500.01	Jail Bonds Payable	Bond Refund:D0003928		365.00				
745 0000.121500.01	Jail Bonds Payable	Bond Refund:D0003928		178.00				908.00

VENDOR SET: 01 City of Dunwoody, GA
 BANK: 05 Suntrust Municipal Court
 DATE RANGE: 4/01/2015 THRU 4/30/2015

VENDOR I.D.	NAME	STATUS	CHECK DATE	AMOUNT	DISCOUNT	CHECK NO	CHECK STATUS	CHECK AMOUNT
1	ASBELL, DENISE YVONNE							
I-000201504132813	ASBELL, DENISE YVONNE:	R	4/17/2015			203167		
745 0000.121500.01	Jail Bonds Payable			150.00				150.00
1	SULLIVAN, ANNE LIPPOLD							
I-000201504132814	SULLIVAN, ANNE LIPPOLD:	R	4/17/2015			203168		
745 0000.121500.01	Jail Bonds Payable			50.00				50.00
1	SANDERSON, LARRY D							
I-000201504132815	SANDERSON, LARRY D:	R	4/17/2015			203169		
745 0000.121500.01	Jail Bonds Payable			978.00				978.00
1	JOHNSON, CHARLES D							
I-000201504132816	JOHNSON, CHARLES D:	R	4/17/2015			203170		
745 0000.121500.01	Jail Bonds Payable			365.00				365.00

* * T O T A L S * *	NO	INVOICE AMOUNT	DISCOUNTS	CHECK AMOUNT
REGULAR CHECKS:	35	53,031.05	0.00	53,031.05
HAND CHECKS:	0	0.00	0.00	0.00
DRAFTS:	0	0.00	0.00	0.00
EFT:	0	0.00	0.00	0.00
NON CHECKS:	0	0.00	0.00	0.00
VOID CHECKS:	0	VOID DEBITS 0.00		
		VOID CREDITS 0.00	0.00	0.00

TOTAL ERRORS: 0

** G/L ACCOUNT TOTALS **

G/L ACCOUNT	NAME	AMOUNT
745 0000.121500.01	Jail Bonds Payable	17,787.00
745 0000.121800.00	Due to State Agencies	35,244.05
	*** FUND TOTAL ***	53,031.05

VENDOR SET: 01	BANK: 05	TOTALS:	NO	INVOICE AMOUNT	DISCOUNTS	CHECK AMOUNT
			35	53,031.05	0.00	53,031.05
BANK: 05	TOTALS:		35	53,031.05	0.00	53,031.05

VENDOR SET: 01 City of Dunwoody, GA
 BANK: 06 PNC Municipal Court Cash
 DATE RANGE: 4/01/2015 THRU 4/30/2015

VENDOR I.D.	NAME	STATUS	CHECK DATE	AMOUNT	DISCOUNT	CHECK NO	CHECK STATUS	CHECK AMOUNT
001168	City of Dunwoody							
I-March 2015 (2)	City of Dunwoody	R	4/08/2015			000024		
745 0000.121900.01	Due to Other Funds-100 (SYS)	City of Dunwoody		22,514.54				22,514.54

* * T O T A L S * *	NO	INVOICE AMOUNT	DISCOUNTS	CHECK AMOUNT
REGULAR CHECKS:	1	22,514.54	0.00	22,514.54
HAND CHECKS:	0	0.00	0.00	0.00
DRAFTS:	0	0.00	0.00	0.00
EFT:	0	0.00	0.00	0.00
NON CHECKS:	0	0.00	0.00	0.00
VOID CHECKS:	0	VOID DEBITS 0.00		
		VOID CREDITS 0.00	0.00	0.00

TOTAL ERRORS: 0

** G/L ACCOUNT TOTALS **

G/L ACCOUNT	NAME	AMOUNT
745 0000.121900.01	Due to Other Funds-100 (SYS)	22,514.54
	*** FUND TOTAL ***	22,514.54

VENDOR SET: 01	BANK: 06	TOTALS:	NO	INVOICE AMOUNT	DISCOUNTS	CHECK AMOUNT
			1	22,514.54	0.00	22,514.54
BANK: 06	TOTALS:		1	22,514.54	0.00	22,514.54
REPORT TOTALS:			156	2,656,124.90	0.00	2,678,639.44

SELECTION CRITERIA

VENDOR SET: 01-City of Dunwoody
VENDOR: ALL
BANK CODES: All
FUNDS: All

CHECK SELECTION

CHECK RANGE: 000000 THRU 999999
DATE RANGE: 4/01/2015 THRU 4/30/2015
CHECK AMOUNT RANGE: 0.00 THRU 999,999,999.99
INCLUDE ALL VOIDS: YES

PRINT OPTIONS

SEQUENCE: CHECK NUMBER

PRINT TRANSACTIONS: YES
PRINT G/L: YES
UNPOSTED ONLY: NO
EXCLUDE UNPOSTED: YES
MANUAL ONLY: NO
STUB COMMENTS: NO
REPORT FOOTER: NO
CHECK STATUS: NO
PRINT STATUS: * - All
