
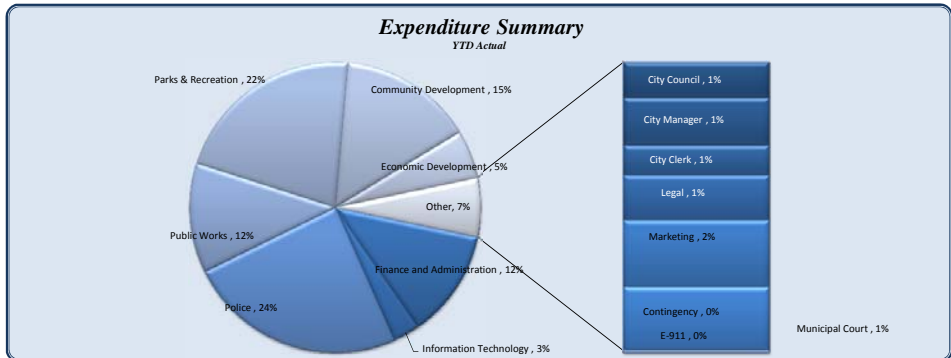


City of Dunwoody
YTD Statement of Revenues and
Expenses Through October 31, 2015

Revenues & Resources	Total Annual			YTD Variance (\$ '000)	YTD (% of YTD Budget)	Prior YTD Actual	Flux (Diff from Prior Year)
	Budget	YTD Budget	YTD Actual				
Taxes	17,465,000	12,392,500	12,424,767	32	100%	12,450,037	(25,270)
Licenses & Permits	2,470,005	1,704,171	3,386,593	1,682	199%	1,195,963	2,190,630
Intergovernmental Revenues	4,000,000	4,000,000	4,000,000	-	100%	3,000	3,997,000
Other Charges for Services	408,000	264,333	374,020	110	141%	338,577	35,443
Fines & Forfeitures	1,500,000	1,245,000	1,066,808	(178)	86%	1,240,588	(173,780)
Investment Income	20,000	16,667	3,480	(13)	21%	4,006	(525)
Contributions & Donations from Private Sources	19,935	15,185	23,619	8	156%	54,696	(31,077)
Miscellaneous Revenue	213,000	177,500	435,530	258	245%	232,030	203,500
Other Financing Sources	1,150,000	1,150,000	1,051,407	(99)	91%	650,000	401,407
Use of Prior Year Reserves	1,240,099	1,070,099	1,220,099	150	114%	-	1,220,099
Total Revenues & Resources	28,486,039	22,035,455	23,986,324	1,951	109%	16,168,897	7,817,426



Expenditures	Total Annual			Variance (\$ '000)	YTD (% of YTD Budget)	Prior YTD Actual	Flux (Diff from Prior Year)
	Budget	YTD Budget	YTD Actual				
City Council	237,316	204,719	187,155	18	91%	180,098	(7,056)
City Manager	367,566	305,290	247,355	58	81%	213,763	(33,592)
City Clerk	247,778	210,621	156,703	54	74%	128,725	(27,977)
Legal	385,000	330,833	234,136	97	71%	274,566	40,430
Finance and Administration	3,483,553	2,998,417	2,797,862	201	93%	2,110,769	(687,093)
Information Technology	866,573	720,509	690,551	30	96%	620,640	(69,911)
Marketing	490,294	408,578	347,264	61	85%	373,472	26,208
Municipal Court	609,022	509,520	331,692	178	65%	369,260	37,569
Police	7,446,801	6,206,636	5,641,558	565	91%	4,864,317	(777,241)
E-911	73,300	71,083	13,345	58	19%	-	(13,345)
Public Works	3,621,439	2,980,842	2,835,502	145	95%	4,756,313	1,920,811
Parks & Recreation	5,619,167	5,384,680	4,967,825	417	92%	1,984,729	(2,983,096)
Community Development	2,657,144	2,214,652	3,460,667	(1,246)	156%	1,855,321	(1,605,346)
Economic Development	1,511,473	1,259,847	1,249,611	10	99%	1,224,399	(25,212)
Contingency	400,000	333,333	-	333	0%	-	-
Total Expenditures	28,016,426	24,139,560	23,161,226	978	96%	18,956,372	(4,204,853)



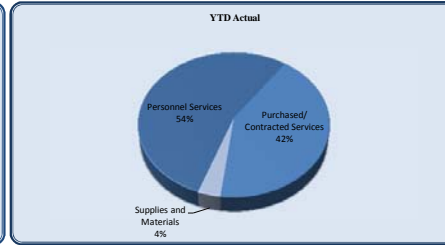
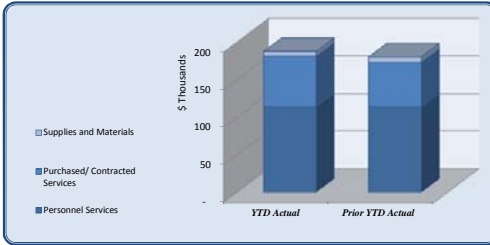
Total Revenues over/(under) Expenditures	469,613	(2,104,105)	825,098	2,929,203	(2,787,475)	3,612,573
---	----------------	--------------------	----------------	------------------	--------------------	------------------

City of Dunwoody
YTD Statement of Revenues and
Expenses Through October 31, 2015

Revenues							
	Total Annual Budget	YTD Budget	YTD Actual	Variance		Prior YTD Actual	Flux
					(% of YTD Budget)		(Diff from Prior Year)
				(\$ '000)			
Real Property Tax	5,530,000	3,820,000	3,493,841	(326)	91%	3,447,939	45,902
Personal Property Tax	400,000	250,000	334,725	85	134%	344,139	(9,413)
Motor Vehicle	560,000	466,667	475,983	9	102%	516,606	40,623
Intangibles (Reg & Recording)	60,000	50,000	126,896	77	254%	78,129	48,767
Franchise Fees	3,500,000	790,000	700,466	(90)	89%	942,383	(241,917)
Hotel/Motel Tax	1,380,000	1,150,000	1,332,283	182	116%	1,260,271	72,013
Alcoholic Beverage Excise Tax	650,000	541,667	511,641	(30)	94%	532,420	(20,779)
MVR Excise Tax	100,000	83,333	87,783	4	105%	95,942	(8,159)
Excise Tax on Energy	-	-	36,822	37		32,786	4,037
Business & Occupation Tax	2,750,000	2,710,000	2,534,702	(175)	94%	2,570,531	(35,829)
Insurance Premium Tax	2,400,000	2,400,000	2,665,983	266	111%	2,495,238	170,744
Financial Institutions Tax	110,000	110,000	103,210	(7)	94%	113,441	(10,230)
Penalties & int on delinq tax	5,000	4,167	847	(3)	20%	8,277	(7,430)
Pen & Int on delinq taxes-Business	20,000	16,667	19,584	3	118%	11,934	7,650
Taxes	17,465,000	12,392,500	12,424,767	32	100%	12,450,037	(25,270)
Alcoholic Beverage Licenses	425,000	-	95,557	96		112,068	(16,511)
Other Licenses and Permits	-	-	13,210	13		3,015	10,195
Planning & Zoning Fees	15,000	12,500	18,917	6	151%	24,570	(5,653)
Bldg Structures & Equipment	2,030,005	1,691,671	3,096,463	1,405	183%	983,249	2,113,214
Soil Erosion	-	-	116,076	116		20,412	95,664
Plan Review-Fire	-	-	46,371	46		52,650	(6,279)
Licenses & Permits	2,470,005	1,704,171	3,386,593	1,682	199%	1,195,963	2,190,630
Local Government Grants	4,000,000	4,000,000	4,000,000	-	100%	3,000	3,997,000
Intergovernmental Revenues	4,000,000	4,000,000	4,000,000	-	100%	3,000	3,997,000
Sale of maps and publications	-	-	-	-		311	(311)
Special Police Services	10,000	8,330	16,005	8	192%	14,470	1,535
Fingerprinting Fee	5,000	4,170	5,456	1	131%	7,844	(2,388)
Public Safety-Other	36,000	30,000	84,231	54	281%	89,695	(5,464)
Special Assessments	20,000	10,000	15,098	5	151%	13,594	1,504
Streetlight Fees	327,000	203,500	217,657	14	107%	198,949	18,708
Recreation Program Fees	-	-	15,208	15		249	14,959
Pavilion Rentals	10,000	8,333	16,350	8	196%	13,375	2,975
NSF Fees	-	-	294	0		90	204
Other Charges for Services	408,000	264,333	374,020	110	141%	338,577	35,443
Municipal Court Fines & Forfeitures	1,500,000	1,245,000	1,066,808	(178)	86%	1,240,588	(173,780)
Fines & Forfeitures	1,500,000	1,245,000	1,066,808	(178)	86%	1,240,588	(173,780)
Interest Revenue	20,000	16,667	3,480	(13)	21%	4,006	(525)
Investment Income	20,000	16,667	3,480	(13)	21%	4,006	(525)
Contr & Don From Priv Sources	10,000	10,000	11,050	1	111%	45,851	(34,801)
Explorer Donations	5,000	250	8,634	8	3454%	8,845	(211)
Donations	4,935	4,935	3,935	(1)	80%	-	3,935
Contributions & Donations from Private Sources	19,935	15,185	23,619	8	156%	54,696	(31,077)
Rents & Royalties	198,000	165,000	208,300	43	126%	195,620	(12,679)
Reimb for damaged property	-	-	7,113	7		35,333	(28,219)
Other Charges For Services	15,000	12,500	782	(12)	6%	327	455
Miscellaneous Revenue	-	-	219,335	219		750	218,585
Miscellaneous Revenue	213,000	177,500	435,530	258	245%	232,030	203,500
Proceeds from sale of property	1,150,000	1,150,000	1,045,490	(105)	91%	650,000	395,490
Other Financing Sources	1,150,000	1,150,000	1,051,407	(99)	91%	650,000	401,407
Use of Prior Year Reserves	1,240,099	1,070,099	1,220,099	150	114%	-	1,220,099
Total Revenues	28,486,039	22,035,455	23,986,324	1,951	109%	16,168,897	7,817,426

City of Dunwoody
YTD Statement of Revenues and
Expenses Through October 31, 2015

City Council	Total Annual	YTD Budget	YTD Actual	Variance (\$ '000)	(% of YTD Budget)	Prior YTD Actual	Flux (Diff from Prior Year)
	Budget						
Personnel Services	142,966	119,138	113,752	5	95%	113,235	(516)
Purchased/ Contracted Services	80,850	74,264	67,347	7	91%	59,838	(7,509)
Supplies and Materials	13,500	11,317	6,056	5	54%	7,026	969
Total City Council	237,316	204,719	187,155	18	91%	180,098	(7,056)



City Council	Total Annual	YTD Budget	YTD Actual	Variance (\$ '000)	(% of YTD Budget)	Prior YTD Actual	Flux (Diff from Prior Year)
	Budget						
Regular Salaries	88,000	73,333	71,333	2	97%	73,399	2,066
Group Insurance	48,234	40,195	37,152	3	92%	34,618	(2,534)
Social Security	5,456	4,547	4,093	0	90%	4,229	136
Medicare	1,276	1,063	957	0	90%	989	32
Workers' Compensation	-	-	216	(0)		-	(216)
Personnel Services	142,966	119,138	113,752	5	95%	113,235	(516)
Professional Services	4,000	3,333	2,350	1	71%	1,868	(482)
Technical Services	3,500	2,917	-	3	0%	3,000	3,000
Property/Liability Insurance	40,000	40,000	52,422	(12)	131%	42,923	(9,499)
Communications	6,500	5,417	1,511	4	28%	1,389	(122)
Printing & Binding	3,900	3,250	1,548	2	48%	-	(1,548)
Travel	11,000	9,167	4,194	5	46%	4,760	566
Dues & Fees	4,000	3,333	2,332	1	70%	2,593	261
Education & Training	7,950	6,847	2,990	4	44%	3,305	315
Purchased/ Contracted Services	80,850	74,264	67,347	7	91%	59,838	(7,509)
Supplies	4,000	3,333	2,219	1	67%	3,251	1,033
Food	4,800	4,067	1,860	2	46%	1,951	91
Books & Periodicals	700	583	-	1	0%	220	220
Small Equipment	4,000	3,333	1,977	1	59%	1,604	(374)
Supplies and Materials	13,500	11,317	6,056	5	54%	7,026	969
Total City Council	237,316	204,719	187,155	18	91%	180,098	(7,056)

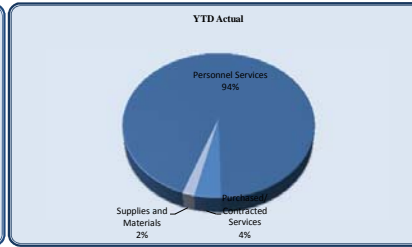
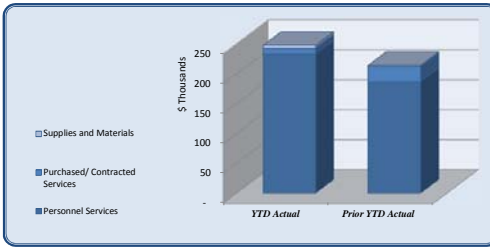
City of Dunwoody
YTD Statement of Revenues and
Expenses Through October 31, 2015

<i>City Council</i>	Davis	Shortal	Tallmadge	Nall	Riticher	Deutsch	Thompson	Heneghan	Unallocated	Total
Regular Salaries	13,333	8,000		10,000	10,000	10,000	10,000	10,000		71,333
Group Insurance	6,092			15,384			15,676			37,152
Social Security	827	496		515	620	580	436	620		4,093
Medicare	193	116		120	145	136	102	145		957
Workers' Compensation	31	31		31	31	31	31	31		216
Personnel Services	20,476	8,643	-	26,050	10,796	10,746	26,245	10,796	-	113,752
Professional Services									2,350	2,350
Property/Liability Insurance									52,422	52,422
Communications	380							1,079	52	1,511
Printing & Binding	468	468	612							1,548
Travel	53	1,115		1,119	-	1,190		20	696	4,194
Dues & Fees	455			1,258				120	500	2,332
Education & Training		615		740	1,020	615				2,990
Purchased/ Contracted Services	1,356	2,198	612	3,117	1,020	1,805	-	1,219	56,020	67,347
Supplies	636	25		16	12	120	12	928	468	2,219
Food	413	131							1,316	1,860
Small Equipment	1,977									1,977
Supplies and Materials	3,027	156	-	16	12	120	12	928	1,784	6,056
Total City Council	24,858	10,997	612	29,183	11,828	12,671	26,257	12,943	57,805	187,155

Section 2.07 of the Dunwoody Code of Ordinances states, "The mayor shall be provided an annual expense allowance of \$5,000.00 and each councilmember shall be provided an annual expense allowance of \$3,000.00 for the reimbursement of expenses actually and necessarily incurred by the mayor and councilmembers in carrying out their duties as elected officials of the city."

City of Dunwoody
YTD Statement of Revenues and
Expenses Through October 31, 2015

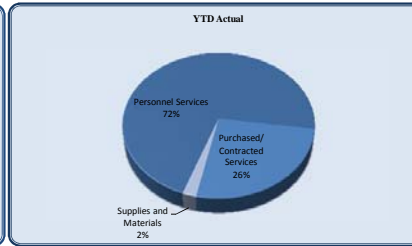
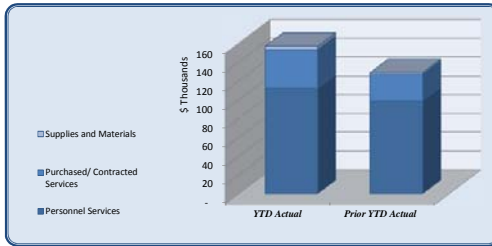
City Manager	Total Annual Budget	YTD Budget	YTD Actual	Variance (\$ '000)	(% of YTD Budget)	Prior YTD Actual	Flux (Diff from Prior Year)
Personnel Services	344,886	286,287	232,736	54	81%	186,836	(45,901)
Purchased/ Contracted Services	17,210	14,342	10,075	4	70%	24,864	14,789
Supplies and Materials	5,470	4,661	4,544	0	97%	2,063	(2,481)
Total City Manager	367,566	305,290	247,355	58	81%	213,763	(33,592)



City Manager	Total Annual Budget	YTD Budget	YTD Actual	Variance (\$ '000)	(% of YTD Budget)	Prior YTD Actual	Flux (Diff from Prior Year)
Regular Salaries	257,479	213,302	179,519	34	84%	154,180	(25,340)
Group Insurance	41,971	34,976	20,701	14	59%	12,355	(8,346)
Medicare	3,661	3,051	2,682	0	88%	1,844	(839)
Retirement	40,902	34,085	29,180	5	86%	18,200	(10,980)
Workers' Compensation	873	873	655	0	75%	258	(397)
Personnel Services	344,886	286,287	232,736	54	81%	186,836	(45,901)
Technical Services	-	-	450	(0)	-	-	(450)
Repairs & Maintenance	-	-	146	(0)	-	-	(146)
Communications	3,110	2,592	1,580	1	61%	1,847	267
Printing & Binding	625	521	1,039	(1)	200%	788	(251)
Travel	5,500	4,583	964	4	21%	3,003	2,040
Dues & Fees	2,875	2,396	2,393	0	100%	1,469	(924)
Education & Training	5,100	4,250	3,503	1	82%	3,998	495
Purchased/ Contracted Services	17,210	14,342	10,075	4	70%	24,864	14,789
Supplies	3,200	2,769	3,313	(1)	120%	919	(2,394)
Food	1,500	1,250	753	(0)	60%	477	(276)
Books & Periodicals	320	267	278	(0)	104%	353	75
Small Equipment	450	375	200	0	53%	314	114
Supplies and Materials	5,470	4,661	4,544	0	97%	2,063	(2,481)
Total City Manager	367,566	305,290	247,355	58	81%	213,763	(33,592)

City of Dunwoody
YTD Statement of Revenues and
Expenses Through October 31, 2015

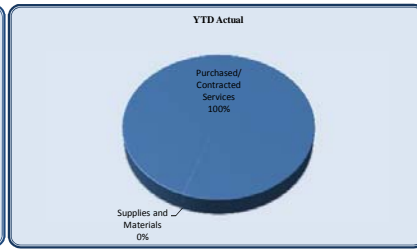
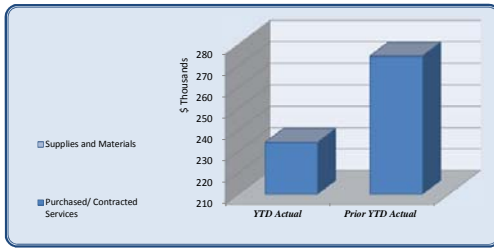
City Clerk	Total Annual Budget	YTD Budget	YTD Actual	Variance (\$ '000)	(% of YTD Budget)	Prior YTD Actual	Flux (Diff from Prior Year)
Personnel Services	131,638	110,051	112,279	(2)	102%	98,950	(13,329)
Purchased/ Contracted Services	96,640	84,320	41,094	43	49%	28,292	(12,801)
Supplies and Materials	19,500	16,250	3,330	13	20%	1,483	(1,848)
Total City Clerk	247,778	210,621	156,703	54	74%	128,725	(27,977)



City Clerk	Total Annual Budget	YTD Budget	YTD Actual	Variance (\$ '000)	(% of YTD Budget)	Prior YTD Actual	Flux (Diff from Prior Year)
Salaries	99,791	83,486	86,198	(3)	103%	74,657	(11,541)
Group Insurance	15,313	12,761	11,770	1	92%	11,209	(562)
Medicare	1,346	1,122	1,208	(0)	108%	1,065	(143)
Retirement	15,033	12,528	12,875	(0)	103%	11,841	(1,034)
Workers' Compensation	155	155	228	(0)	147%	179	(49)
Personnel Services	131,638	110,051	112,279	(2)	102%	98,950	(13,329)
Professional Services	60,000	50,000	14,117	36	28%	2,283	(11,833)
Technical Services	800	667	-	1	0%	400	400
Repairs and Maintenance	23,800	23,230	19,801	3	85%	20,556	755
Communications	2,040	1,700	1,052	1	62%	1,092	40
Advertising	2,000	1,667	1,098	1	66%	-	(1,098)
Printing & Binding	500	417	860	(0)	206%	-	(860)
Travel	3,750	3,515	2,691	1	77%	3,003	312
Dues & Fees	267	223	270	(0)	121%	358	88
Education & Training	3,483	2,903	1,205	2	42%	600	(605)
Purchased/ Contracted Services	96,640	84,320	41,094	43	49%	28,292	(12,801)
Supplies	1,700	1,417	414	1	29%	1,063	649
Food	400	333	164	0	49%	142	(22)
Books & Periodicals	400	333	-	0	0%	278	278
Small Equipment	17,000	14,167	2,752	11	19%	-	(2,752)
Supplies and Materials	19,500	16,250	3,330	13	20%	1,483	(1,848)
Total City Clerk	247,778	210,621	156,703	54	74%	128,725	(27,977)

City of Dunwoody
YTD Statement of Revenues and
Expenses Through October 31, 2015

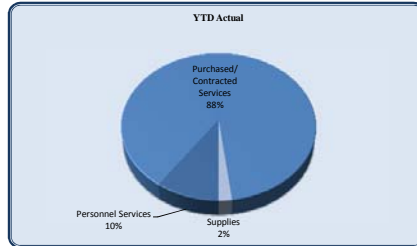
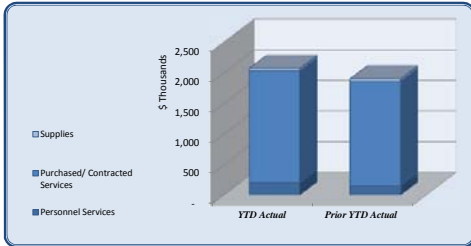
Legal	Total Annual	YTD Budget	YTD Actual	Variance (\$ '000)	(% of YTD Budget)	Prior YTD Actual	Flux (Diff from Prior Year)
	Budget						
Purchased/ Contracted Services	385,000	330,833	234,029	97	71%	274,249	40,220
Supplies and Materials	-	-	107	(0)		317	210
Total Legal	385,000	330,833	234,136	97	71%	274,566	40,430



Legal	Total Annual	YTD Budget	YTD Actual	Variance (\$ '000)	(% of YTD Budget)	Prior YTD Actual	Flux (Diff from Prior Year)
	Budget						
Professional Services	385,000	330,833	233,909	97	71%	274,227	40,318
Communications	-	-	110	(0)		9	(101)
Travel	-	-	10	(0)		13	3
Purchased/ Contracted Services	385,000	330,833	234,029	97	71%	274,249	40,220
Supplies	-	-	107	(0)		300	193
Food	-	-	-	-		17	17
Supplies and Materials	-	-	107	(0)		317	210
Total Legal	385,000	330,833	234,136	97	71%	274,566	40,430

City of Dunwoody
YTD Statement of Revenues and
Expenses Through October 31, 2015

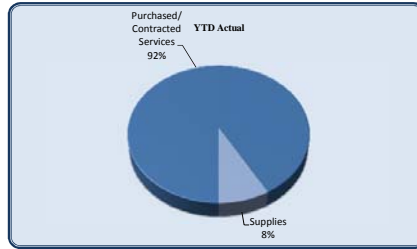
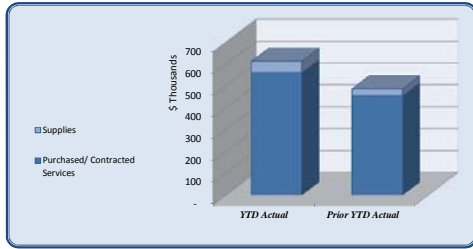
Finance and Administration							
	Total Annual Budget	YTD Budget	YTD Actual	Variance (\$ '000)	(% of YTD Budget)	Prior YTD Actual	Flux (Diff from Prior Year)
Personnel Services	212,938	177,350	200,423	(23)	113%	154,201	(46,223)
Purchased/ Contracted Services	2,401,425	2,026,686	1,828,494	198	90%	1,703,132	(125,362)
Supplies	79,190	66,881	41,444	25	62%	42,311	867
Transfers Out	790,000	727,500	727,500	-	100%	211,125	(516,375)
Total Finance and Administration	3,483,553	2,998,417	2,797,862	201	93%	2,110,769	(687,093)



Finance and Administration							
	Total Annual Budget	YTD Budget	YTD Actual	Variance (\$ '000)	(% of YTD Budget)	Prior YTD Actual	Flux (Diff from Prior Year)
Regular Salaries	141,134	117,487	121,708	(4)	104%	112,197	(9,511)
Group Insurance	22,109	18,424	16,986	1	92%	16,200	(786)
Medicare	2,040	1,700	1,710	(0)	101%	1,532	(178)
Retirement	-	-	1,869	(2)	-	-	(1,869)
Workers' Compensation	155	155	345	(0)	223%	179	(166)
Other Employee Benefits	47,500	39,583	23,645	16	60%	24,093	448
Personnel Services	212,938	177,350	200,423	(23)	113%	154,201	(46,223)
Official/Admin Services	1,349,997	1,124,998	1,110,923	14	99%	1,041,664	(69,259)
Professional Services	148,916	124,097	54,402	70	44%	52,648	(1,754)
Technical Services	40,900	38,417	38,405	0	100%	38,155	(251)
Repairs & Maintenance	97,313	82,828	59,899	23	72%	64,786	4,888
Rentals	550,419	458,683	369,742	89	81%	350,986	(18,756)
Insurance	55,000	55,000	57,744	(3)	105%	40,005	(17,739)
Communications	9,160	7,633	9,177	(2)	120%	5,918	(3,259)
Advertising	3,900	3,250	1,219	2	37%	1,219	1
Printing & Binding	8,400	7,000	6,356	1	91%	6,364	8
Travel	5,500	5,250	5,448	(0)	104%	4,719	(729)
Dues & Fees	63,920	63,199	62,352	1	99%	63,644	1,292
Education & Training	39,200	32,333	30,231	2	93%	8,967	(21,264)
Other Charges	28,800	24,000	22,597	1	94%	24,056	1,459
Purchased/ Contracted Services	2,401,425	2,026,686	1,828,494	198	90%	1,703,132	(125,362)
Supplies	15,500	12,917	9,948	3	77%	9,992	45
Electricity	24,000	20,889	18,804	2	90%	18,581	(223)
Diesel	10,000	8,333	-	8	0%	-	-
Food	22,290	18,575	6,173	12	33%	9,593	3,420
Books & Periodicals	1,500	1,250	696	1	56%	314	(382)
Small Equipment	5,900	4,917	5,823	(1)	118%	3,830	-
Supplies	79,190	66,881	41,444	25	62%	42,311	867
Transfers to Capital	790,000	727,500	727,500	-	100%	-	(516,375)
Transfers Out	790,000	727,500	727,500	-	100%	211,125	(516,375)
Total Finance and Administration	3,483,553	2,998,417	2,797,862	201	93%	2,110,769	(687,093)

City of Dunwoody
YTD Statement of Revenues and
Expenses Through October 31, 2015

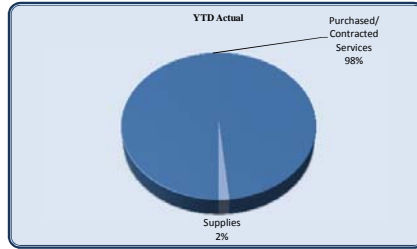
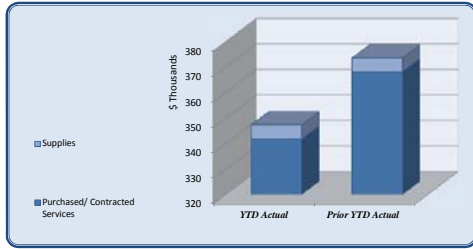
Information Technology	Total Annual Budget	YTD Budget	YTD Actual	Variance (\$ '000)	(% of YTD Budget)	Prior YTD Actual	Flux (Diff from Prior Year)
Purchased/ Contracted Services	696,988	583,768	560,519	23	96%	454,440	(106,079)
Supplies	63,965	57,526	50,817	7	88%	31,639	(19,179)
Transfers Out	105,620	79,215	79,215	-	100%	134,561	55,346
Total Information Technology	866,573	720,509	690,551	30	96%	620,640	(69,911)



Information Technology	Total Annual Budget	YTD Budget	YTD Actual	Variance (\$ '000)	(% of YTD Budget)	Prior YTD Actual	Flux (Diff from Prior Year)
Official/Admin Svcs	458,082	381,735	359,708	22	94%	258,051	(101,657)
Professional Services	-	-	-	-	-	40	40
Technical Services	11,000	9,611	10,843	(1)	113%	12,609	1,766
Repairs & Maintenance	165,847	138,206	127,309	11	92%	157,089	29,781
Communications	58,559	51,299	60,003	(9)	117%	26,650	(33,353)
Printing & Binding	500	417	-	0	0%	-	-
Education & Training	3,000	2,500	2,656	(0)	106%	-	(2,656)
Purchased/ Contracted Services	696,988	583,768	560,519	23	96%	454,440	(106,079)
Supplies	650	542	781	(0)	144%	793	12
Small Equipment	63,315	56,985	50,036	7	88%	30,845	-
Supplies	63,965	57,526	50,817	7	88%	31,639	(19,179)
Transfers to Capital	105,620	79,215	79,215	-	100%	134,561	55,346
Transfers Out	105,620	79,215	79,215	-	100%	134,561	55,346
Total Information Technology	866,573	720,509	690,551	30	96%	620,640	(69,911)

City of Dunwoody
YTD Statement of Revenues and
Expenses Through October 31, 2015

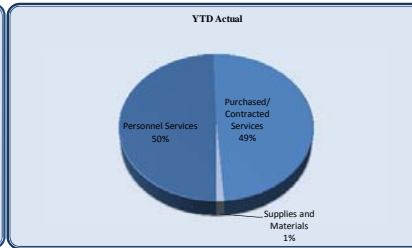
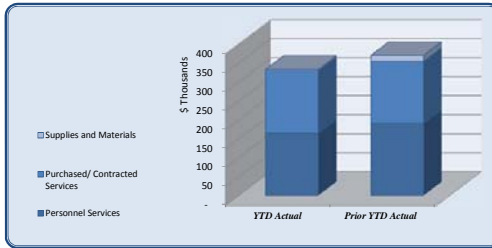
Marketing	Total Annual Budget	YTD Budget	YTD Actual	Variance (% of YTD Budget) (\$ '000)	Prior YTD Actual	Flux (Diff from Prior Year)	
Purchased/ Contracted Services	472,494	393,745	341,706	52	87%	368,180	26,474
Supplies	17,800	14,833	5,558	9	37%	5,291	(267)
Total Marketing	490,294	408,578	347,264	61	85%	373,472	26,208



Marketing	Total Annual Budget	YTD Budget	YTD Actual	Variance (% of YTD Budget) (\$ '000)	Prior YTD Actual	Flux (Diff from Prior Year)	
Official/Admin Services	307,954	256,628	250,852	6	98%	249,153	(1,700)
Professional Services	60,040	50,033	23,131	27	46%	39,353	16,222
Technical Services	14,000	11,667	4,655	7	40%	11,096	6,441
Communications	7,500	6,250	137	6	2%	167	30
Advertising	55,000	45,833	37,829	8	83%	51,199	13,371
Printing & Binding	25,000	20,833	23,125	(2)	111%	12,588	(10,538)
Dues & Fees	3,000	2,500	1,977	1	79%	4,625	2,648
Purchased/ Contracted Services	472,494	393,745	341,706	52	87%	368,180	26,474
Supplies	10,000	8,333	5,234	3	63%	3,717	(1,517)
Food	7,000	5,833	324	6	6%	785	462
Books & Periodicals	800	667	-	1	0%	-	-
Small Equipment	-	-	-	-	-	789	-
Supplies	17,800	14,833	5,558	9	37%	5,291	(267)
Total Marketing	490,294	408,578	347,264	61	85%	373,472	26,208

City of Dunwoody
YTD Statement of Revenues and
Expenses Through October 31, 2015

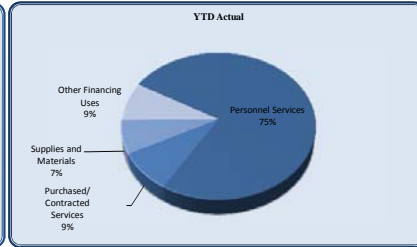
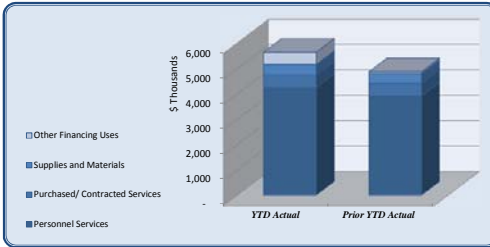
Municipal Court	Total Annual Budget	YTD Budget	YTD Actual	Variance	(% of YTD Budget)	Prior YTD Actual	Flux
				(\$ '000)			(Diff from Prior Year)
Personnel Services	283,092	237,912	164,390	74	69%	190,160	25,770
Purchased/ Contracted Services	311,850	259,875	163,798	96	63%	163,011	(787)
Supplies and Materials	14,080	11,733	3,929	8	33%	16,095	12,166
Other Financing Uses	-	-	(425)	0		(5)	420
Total Municipal Court	609,022	509,520	331,692	178	65%	369,260	37,569



Municipal Court	Total Annual Budget	YTD Budget	YTD Actual	Variance	(% of YTD Budget)	Prior YTD Actual	Flux
				(\$ '000)			(Diff from Prior Year)
Regular Salaries	180,442	152,267	117,779	34	77%	134,989	17,210
Overtime Salaries	22,909	19,091	1,863	17	10%	5,865	4,002
Group Insurance	45,684	38,070	22,543	16	59%	25,528	2,985
Medicare	2,747	2,289	1,793	0	78%	1,979	186
Retirement	30,690	25,575	19,946	6	78%	21,261	1,316
Workers' Compensation	620	620	465	0	75%	537	72
Personnel Services	283,092	237,912	164,390	74	69%	190,160	25,770
Professional Services	220,230	183,525	110,935	73	60%	120,698	9,763
Technical Services	45,735	38,113	20,177	18	53%	18,266	(1,911)
Repairs & Maintenance	17,390	14,492	19,513	(5)	135%	15,522	(3,991)
Rentals	4,000	3,333	465	3	14%	505	40
Communications	7,710	6,425	2,483	4	39%	3,020	537
Printing & Binding	1,100	917	1,435	(1)	157%	2,681	1,247
Travel	5,000	4,167	2,595	2	62%	641	(1,953)
Dues & Fees	685	571	875	(0)	153%	432	(443)
Education & Training	10,000	8,333	5,320	3	64%	1,245	(4,075)
Purchased/ Contracted Services	311,850	259,875	163,798	96	63%	163,011	(787)
Supplies	5,250	4,375	2,834	2	65%	3,850	1,017
Food	2,300	1,917	673	1	35%	876	203
Books & Periodicals	600	500	-	1	0%	609	609
Small Equipment	5,930	4,942	423	5	9%	10,760	10,337
Supplies and Materials	14,080	11,733	3,929	8	33%	16,095	12,166
Total Municipal Court	609,022	509,520	331,692	178	65%	369,260	37,569

City of Dunwoody
YTD Statement of Revenues and
Expenses Through October 31, 2015

Police	Total Annual Budget	YTD Budget	YTD Actual	Variance	Prior YTD Actual	Flux
				(% of YTD Budget)		(Diff from Prior Year)
Personnel Services	5,674,887	4,728,250	4,251,027	477	90%	3,911,422 (339,606)
Purchased/ Contracted Services	631,388	549,721	491,769	58	89%	509,324 17,555
Supplies and Materials	509,026	448,291	418,387	30	93%	380,273 (38,113)
Other Financing Uses	631,500	480,375	480,375	-	100%	63,299 (417,077)
Total Police	7,446,801	6,206,636	5,641,558	565	91%	4,864,317 (777,241)



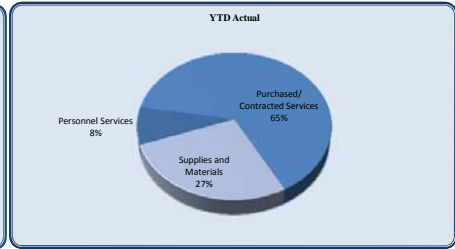
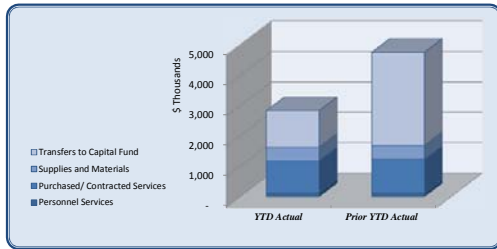
Police	Total Annual Budget	YTD Budget	YTD Actual	Variance	Prior YTD Actual	Flux
				(% of YTD Budget)		(Diff from Prior Year)
Regular Salaries	3,596,581	2,962,865	2,836,895	126	96%	2,647,511 (189,384)
Overtime Salaries	352,040	293,367	95,004	198	32%	84,967 (10,038)
Total Salaries	3,948,621	3,256,232	2,931,899	324	90%	2,732,478 (199,421)
Group Insurance	868,242	723,535	692,552	31	96%	600,081 (92,471)
Medicare	57,256	47,713	42,567	5	89%	38,101 (4,465)
Retirement	599,990	499,992	460,195	40	92%	411,255 (48,940)
Workers' Compensation	200,778	200,778	123,814	77	62%	129,506 5,692
Personnel Services	1,726,266	1,472,018	1,319,128	153	90%	1,178,943 (140,185)
Professional Services	17,000	14,167	10,249	4	72%	10,132 (117)
Technical Services	46,840	39,033	46,354	(7)	119%	20,791 (25,563)
Repairs & Maintenance	283,495	239,103	160,769	78	67%	229,645 68,877
Rentals	15,700	13,083	14,800	(2)	113%	8,815 (5,985)
Insurance	100,909	100,909	103,129	(2)	102%	78,592 (24,536)
Claims	-	-	7,635	(8)		27,031 19,396
Communications	61,800	55,389	72,684	(17)	131%	74,551 1,866
Advertising	2,500	2,083	1,045	1	50%	613 (432)
Printing & Binding	6,160	5,133	2,924	2	57%	3,658 733
Travel	39,000	32,500	37,070	(5)	114%	28,574 (8,496)
Dues & Fees	18,799	15,666	7,447	8	48%	5,427 (2,020)
Education & Training	39,185	32,654	27,663	5	85%	21,494 (6,169)
Purchased/ Contracted Services	631,388	549,721	491,769	58	89%	509,324 17,555
Supplies	102,950	85,792	100,038	(14)	117%	82,876 (17,162)
Supplies-Explorer Program	6,000	5,000	15,397	(10)	308%	17,377 1,980
Gasoline	225,000	187,500	134,268	53	72%	201,267 66,999
Food	6,000	5,000	2,200	3	44%	1,394 (805)
Books & Periodicals	2,500	2,083	426	2	20%	1,321 895
Small Equipment	166,576	162,916	166,058	(3)	102%	76,038 (90,020)
Supplies and Materials	509,026	448,291	418,387	30	93%	380,273 (38,113)
Transfers to Capital Fund	631,500	480,375	480,375	-	100%	63,299 (417,077)
Other Financing Uses	631,500	480,375	480,375	-	100%	63,299 (417,077)
Total Police	7,446,801	6,206,636	5,641,558	565	91%	4,864,317 (777,241)

City of Dunwoody
 YTD Statement of Revenues and
 Expenses Through October 31, 2015

<i>E-911</i>	Total Annual Budget	YTD Budget	YTD Actual	Variance (% of YTD (\$ '000) Budget)	Prior YTD Actual	Flux (Diff from Prior Year)
Transfers to E-911 Fund	73,300	71,083	13,345	58	19%	- (13,345)
Total E-911	73,300	71,083	13,345	58	19%	- (13,345)

City of Dunwoody
YTD Statement of Revenues and
Expenses Through October 31, 2015

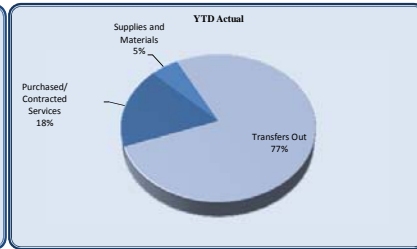
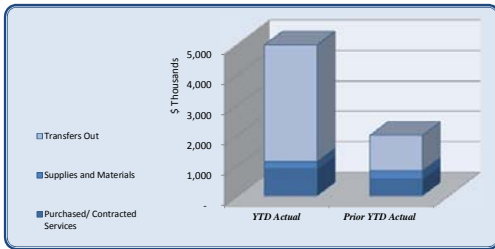
Public Works	Total Annual Budget	YTD Budget	YTD Actual	Variance	Prior YTD Actual	Flux		
							(% of YTD Budget)	(Diff from Prior Year)
				(\$ '000)				
Personnel Services	160,034	135,087	135,876	(11)	101%	126,320	(9,555)	
Purchased/ Contracted Services	1,429,955	1,191,629	1,053,298	138	88%	1,110,316	57,017	
Supplies and Materials	546,450	455,375	447,578	8	98%	455,927	8,349	
Transfers to Capital Fund	1,485,000	1,198,750	1,198,750	-	100%	3,063,750	1,865,000	
Total Public Works	3,621,439	2,980,842	2,835,502	145	95%	4,756,313	1,920,811	



Public Works	Total Annual Budget	YTD Budget	YTD Actual	Variance	Prior YTD Actual	Flux		
							(% of YTD Budget)	(Diff from Prior Year)
				(\$ '000)				
Salaries	117,821	99,884	99,665	0	100%	94,073	(5,592)	
Group Insurance	21,342	17,785	16,724	1	94%	15,951	(773)	
Medicare	1,702	1,418	1,429	(0)	101%	1,315	(114)	
Retirement	19,014	15,845	16,038	(0)	101%	14,803	(1,235)	
Workers' Compensation	155	155	2,020	(2)	1303%	179	(1,841)	
Personnel Services	160,034	135,087	135,876	(1)	101%	126,320	(9,555)	
Official/Admin Svcs	225,000	187,500	187,499	0	100%	212,500	25,001	
Professional Services	120,000	100,000	56,124	44	56%	68,503	12,379	
Tree Fund Expenses	93,000	77,500	55,690	22	72%	96,415	40,725	
Professional Services	-	-	1,228	(1)		-	(1,228)	
Technical Services	2,400	2,000	1,800	0	90%	2,000	200	
Repairs & Maintenance	23,300	19,417	10,000	9	52%	12,733	2,733	
R&M - Storm Damage Removal	40,000	33,333	1,750	32	5%	71,544	69,794	
R&M - Street Maintenance	671,000	559,167	589,698	(31)	105%	455,665	(134,033)	
R&M - Traffic Signals	196,000	163,333	112,577	51	69%	156,466	43,889	
R&M - Right of Way Maint	45,000	37,500	27,790	10	74%	29,750	1,960	
Claims	1,000	833	4,764	(4)	551%	-	(4,764)	
Communications	1,700	1,417	2,627	(1)	185%	2,029	(598)	
Advertising	2,500	2,083	-	2	0%	979	979	
Printing & Binding	1,500	1,250	1,105	0	88%	-	(1,105)	
Travel	4,280	3,567	396	3	11%	471	75	
Purchased/ Contracted Services	1,429,955	1,191,629	1,053,298	138	88%	1,110,316	57,017	
Supplies-Office	1,200	1,000	944	0	94%	596	(349)	
Supplies-Road Materials	60,000	50,000	55,075	(5)	110%	79,638	24,563	
Electricity	485,000	404,167	388,104	16	96%	375,693	(12,411)	
Small Equipment	-	-	3,454	(3)		-	(3,454)	
Supplies and Materials	546,450	455,375	447,578	8	98%	455,927	8,349	
Transfers to Capital Fund	1,485,000	1,198,750	1,198,750	-	100%	3,063,750	1,865,000	
Transfers to Capital Fund	1,485,000	1,198,750	1,198,750	-	100%	3,063,750	1,865,000	
Total Public Works	3,621,439	2,980,842	2,835,502	145	95%	4,756,313	1,920,811	

City of Dunwoody
YTD Statement of Revenues and
Expenses Through October 31, 2015

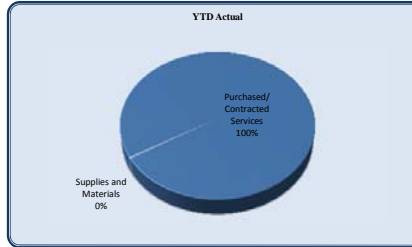
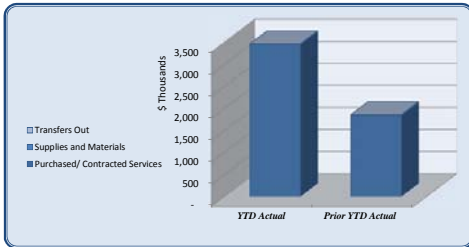
Parks and Recreation	Total Annual Budget	YTD Budget	YTD Actual	Variance	(% of YTD Budget)	Prior YTD Actual	Flux
				(\$ '000)			(Diff from Prior Year)
Purchased/ Contracted Services	1,408,800	1,313,124	880,997	432	67%	559,174	(321,823)
Supplies and Materials	277,000	237,500	252,772	(15)	106%	266,500	13,728
Transfers Out	3,933,367	3,834,056	3,834,056	0	100%	1,159,055	(2,675,001)
Total Parks and Recreation	5,619,167	5,384,680	4,967,825	417	92%	1,984,729	(2,983,096)



Parks and Recreation	Total Annual Budget	YTD Budget	YTD Actual	Variance	(% of YTD Budget)	Prior YTD Actual	Flux
				(\$ '000)			(Diff from Prior Year)
Official/Admin Svcs	202,800	169,000	169,000	-	100%	104,167	(64,834)
Professional Services	510,000	509,250	14,336	495	3%	9,012	(5,324)
Technical Services	-	-	2,400	(2)		-	(2,400)
R&M-Parks	660,000	599,524	666,490	(67)	111%	417,041	(249,449)
Rentals	2,000	1,667	-	2	0%	-	-
Property/Liability Insurance	32,100	32,100	26,862	5	84%	28,955	2,093
Claims	-	-	1,000	(1)		1,000	-
Communications	1,500	1,250	909	0	73%	947	38
Dues & Fees	400	333	-	0	0%	110	110
Purchased/ Contracted Services	1,408,800	1,313,124	880,997	432	67%	559,174	(321,823)
Supplies	102,000	91,667	106,390	(15)	116%	117,570	11,180
Utilities	168,000	140,000	141,345	(1)	101%	148,930	7,586
Food	-	-	61	(0)		-	(61)
Supplies and Materials	277,000	237,500	252,772	(15)	106%	266,500	13,728
Transfers to Debt Service Fund	108,367	90,306	90,306	0	100%	90,305	(1)
Transfers to Capital Fund	3,825,000	3,743,750	3,743,750	-	100%	1,068,750	(2,675,000)
Transfers Out	3,933,367	3,834,056	3,834,056	0	100%	1,159,055	(2,675,001)
Total Parks and Recreation	5,619,167	5,384,680	4,967,825	417	92%	1,984,729	(2,983,096)

City of Dunwoody
YTD Statement of Revenues and
Expenses Through October 31, 2015

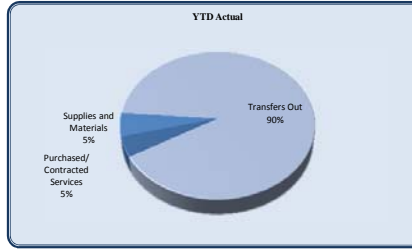
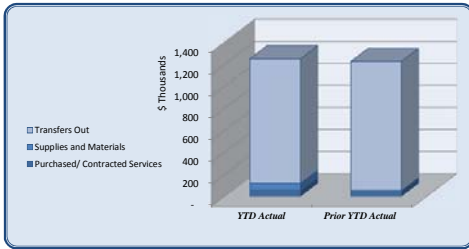
Community Development	Total Annual Budget	YTD Budget	YTD Actual	Variance (\$ '000)	(% of YTD Budget)	Prior YTD Actual	Flux (Diff from Prior Year)
Purchased/ Contracted Services	2,641,344	2,201,120	3,446,276	(1,245)	157%	1,834,565	(1,611,710)
Supplies and Materials	15,800	13,532	14,392	(1)	106%	11,006	(3,386)
Transfers Out	-	-	-	-	-	9,750	9,750
Total Community Development	2,657,144	2,214,652	3,460,667	(1,246)	156%	1,855,321	(1,605,346)



Community Development	Total Annual Budget	YTD Budget	YTD Actual	Variance (\$ '000)	(% of YTD Budget)	Prior YTD Actual	Flux (Diff from Prior Year)
Official/Admin Svcs	1,937,000	1,614,167	3,146,786	(1,531)	195%	1,753,869	(1,392,918)
Professional Services	447,945	373,288	201,725	172	54%	24,120	(177,604)
Technical Services	124,602	103,835	61,321	43	59%	34,747	(26,574)
Repairs & Maintenance	101,397	84,498	14,957	79	18%	3,456	(11,501)
Rentals	-	-	4,277	(4)	-	-	(4,277)
Communications	4,500	3,750	1,887	2	50%	8,919	7,032
Advertising	15,000	12,500	9,925	3	79%	4,344	(5,580)
Printing & Binding	5,000	4,167	1,100	3	26%	67	(1,034)
Travel	1,000	833	23	1	3%	250	227
Dues & Fees	1,900	1,583	280	1	18%	2,975	2,695
Education & Training	3,000	2,500	1,295	1	52%	-	(1,295)
Purchased/ Contracted Services	2,641,344	2,201,120	3,446,276	(1,245)	157%	1,834,565	(1,611,710)
Supplies	11,500	9,583	8,785	1	92%	10,857	2,072
Food	1,000	890	1,513	(1)	170%	90	(1,423)
Books & Periodicals	1,000	833	1,017	(0)	122%	59	(958)
Small Equipment	2,300	2,225	3,077	(1)	138%	-	(3,077)
Supplies and Materials	15,800	13,532	14,392	(1)	106%	11,006	(3,386)
Transfers to Capital Fund	-	-	-	-	-	9,750	9,750
Transfers Out	-	-	-	-	-	9,750	9,750
Total Community Development	2,657,144	2,214,652	3,460,667	(1,246)	156%	1,855,321	(1,605,346)

City of Dunwoody
YTD Statement of Revenues and
Expenses Through October 31, 2015

Economic Development							
	Total Annual Budget	YTD Budget	YTD Actual	Variance	(% of YTD Budget)	Prior YTD Actual	Flux
				(\$ '000)			(Diff from Prior Year)
Purchased/ Contracted Services	91,468	76,509	55,642	21	73%	51,069	(4,573)
Supplies and Materials	64,005	53,338	63,968	(11)	120%	1,663	(62,306)
Transfers Out	1,356,000	1,130,000	1,130,000	-	100%	1,171,667	41,667
Total Economic Development	1,511,473	1,259,847	1,249,611	10	99%	1,224,399	(25,212)



Economic Development							
	Total Annual Budget	YTD Budget	YTD Actual	Variance	(% of YTD Budget)	Prior YTD Actual	Flux
				(\$ '000)			(Diff from Prior Year)
Professional Services	40,000	33,333	25,500	8	77%	25,000	(500)
Technical Services	7,800	6,500	-	7	0%	-	-
Communications	968	807	6	1	1%	-	(6)
Advertising	34,200	28,500	25,655	3	90%	22,325	(3,330)
Printing & Binding	3,500	2,917	-	3	0%	394	394
Travel	1,500	1,250	430	1	34%	49	(381)
Dues & Fees	3,500	3,202	4,051	(1)	126%	2,606	(1,445)
Education & Training	-	-	-	-	-	695	695
Purchased/ Contracted Services	91,468	76,509	55,642	21	73%	51,069	(4,573)
Supplies	-	-	-	-	-	1,663	1,663
Utilities	62,505	52,088	62,505	(10)	120%	-	(62,505)
Food	1,500	1,250	1,069	0	86%	-	(1,069)
Small Equipment	-	-	395	(0)	-	-	(395)
Supplies and Materials	64,005	53,338	63,968	(11)	120%	1,663	(62,306)
Transfers to Debt Service Fund	1,356,000	1,130,000	1,130,000	-	100%	1,171,667	41,667
Transfers Out	1,356,000	1,130,000	1,130,000	-	99%	1,224,399	(25,212)
Total Economic Development	1,511,473	1,259,847	1,249,611	10	99%	1,224,399	(25,212)

Contingency							
	Total Annual Budget	YTD Budget	YTD Actual	Variance	(% of YTD Budget)	Prior YTD Actual	Flux
				(\$ '000)			(Diff from Prior Year)
Contingency	400,000	333,333	-	333	0%	-	-
Total Contingency	400,000	333,333	-	333	0%	-	-
Total General Fund Expenditures	28,016,426	24,139,560	23,161,226	978	96%	18,956,372	(4,204,853)
Total Revenues over/(under) Expenditures	469,613	(2,604,105)	825,098	3,429	-32%	(2,787,475)	3,612,573

City of Dunwoody
 YTD Statement of Revenues and
 Expenses Through October 31, 2015

<i>E911 Fund</i>	Total Annual Budget	YTD Budget	YTD Actual	Variance <small>(% of YTD Budget)</small> (\$ '000)	Prior YTD Actual	Flux <small>(Diff from Prior Year)</small>	
Revenues							
E911 Revenue	1,200,000	975,000	990,345	15	102%	1,069,657	79,312
Transfers In	73,300	61,083	13,345	(48)	22%	-	(13,345)
Total Revenues	1,273,300	1,036,083	1,003,690	(32)	97%	1,069,657	65,967
Expenditures							
Communications	148,300	123,583	64,964	59	53%	145,910	80,946
Intergovernmental-E911 (Chatcomm)	1,125,000	937,500	937,500	-	100%	993,750	56,250
Total Expenditures	1,273,300	1,061,083	1,003,690	57	95%	1,139,660	135,970
Total Revenues over/(under) Expenditures	-	(25,000)	-	25	0%	(70,003)	(70,003)

City of Dunwoody
YTD Statement of Revenues and
Expenses Through October 31, 2015

<i>Hotel Excise Tax Fund</i>	Total Annual Budget	YTD Budget	YTD Actual	Variance	Prior YTD Actual	Flux
				(\$ '000)	(% of YTD Budget)	(Difference from Prior Year)
Revenues						
Hotel/Motel Tax	2,300,000	1,916,667	2,220,452	304	116%	2,100,423 (120,029)
Interest Revenue	-	-	13	0		21 8
Total Revenues	2,300,000	1,916,667	2,220,465	304	116%	2,100,444 (120,021)
Expenditures						
Transfers to General Fund	1,380,000	1,150,000	1,332,283	(182)	116%	1,260,271 (72,013)
Transfers to Component Unit - CVBD	920,000	766,667	888,181	(122)	116%	840,169 (48,012)
Total Expenditures	2,300,000	1,916,667	2,220,464	(304)	116%	2,100,440 (120,025)
Total Revenues over/(under) Expenditures	-	-	0	0		4 3

City of Dunwoody
YTD Statement of Revenues and
Expenses Through October 31, 2015

<i>HOST Fund</i>	Total Annual Budget	YTD Budget	YTD Actual	Variance	Prior YTD Actual	Flux	
				(\$ '000)	(% of YTD Budget)	(Difference from Prior Year)	
Revenues							
Homestead Option Sales Tax	5,300,000	3,960,000	2,843,835	(1,116)	72%	4,140,918	1,297,083
Interest Revenue	4,500	3,750	1,832	(2)	49%	1,918	87
Total Revenues	5,304,500	3,963,750	2,845,667	(1,118)	72%	4,142,836	5,597,083
Expenditures							
Transfers Out - Capital (PW)	5,300,000	4,300,000	4,300,000	-	100%	-	(4,300,000)
Transfers Out - Capital (PK)	-	-	-	-		-	-
Total Expenditures	5,300,000	4,300,000	4,300,000	-	100%	-	(4,300,000)
Total Revenues over/(under) Expenditures	4,500	(336,250)	(1,454,333)	(1,118)	433%	4,142,836	5,597,083

City of Dunwoody
YTD Statement of
Expenses Through October 31, 2015

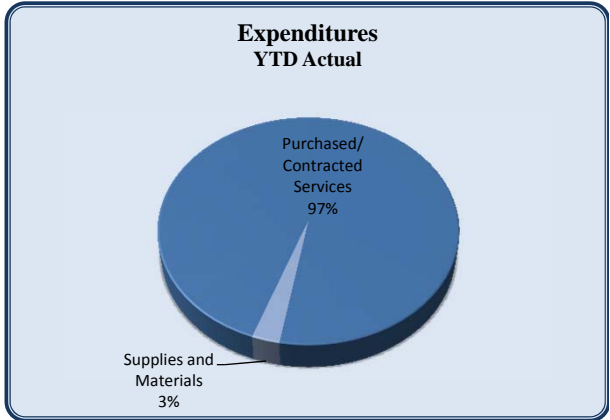
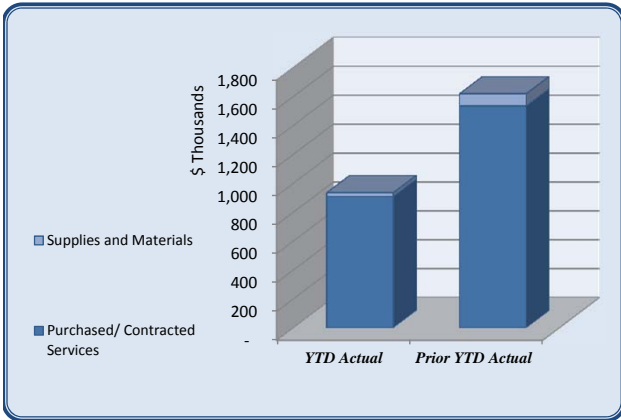
<i>Capital Projects Fund</i>	Original Budget	Adjustments/ Amendments	Total Project Budget	Spent in Prior Years	Spent in Current Year	Total Spent to Date	Project Balance
Expenditures							
Courtroom and Council AV	140,400	-	140,400	(127,191)	(4,714)	(131,905)	8,495
Website Redesign and Replacement COMPLETED 2015	65,000	-	65,000	(55,854)	(12,831)	(68,685)	(3,685)
Data Center Power Protection	25,620	-	25,620	-	(911)	(911)	24,709
Physical Access and Video Control Management System	50,000	-	50,000	-	-	-	50,000
Unified Threat Management System	30,000	-	30,000	-	(35,792)	(35,792)	(5,792)
Information Technology	311,020	-	311,020	(183,045)	(54,249)	(237,294)	73,726
City Hall Design & Engineering Prefunding	100,000	500,000	600,000	-	-	-	600,000
Programming Study for Future City Hall	50,000	-	50,000	(1,200)	(50,345)	(51,545)	(1,545)
City Hall Reconfiguration for Efficiency	31,500	40,000	71,500	(17,084)	(24,733)	(41,817)	29,683
Facilities Improvement Partnership Program (2015 FIPP)	250,000	-	250,000	-	(22,941)	(22,941)	227,059
Facilities	181,500	551,918	733,418	57,092	64,686	121,778	855,197
Fixed LPR & Mobile LPR	119,875	-	119,875	(49,459)	-	(49,459)	70,416
Code Red	24,500	-	24,500	(18,875)	-	(18,875)	5,625
Vehicle Replacement	2,000,000	59,026	2,059,026	(483,284)	(741,061)	(1,224,345)	834,681
Daily Report Software	12,400	-	12,400	-	-	-	12,400
Surveillance System	113,000	180,375	293,375	(198,362)	(18,089)	(216,451)	76,924
New Position-Detective Machinery & Equipment	30,000	-	30,000	(26,057)	-	(26,057)	3,943
AFIS Automated Fingerprint Identification System	54,398	-	54,398	-	(48,325)	(48,325)	6,073
Gated Community Access Controls	-	40,000	40,000	-	(25,523)	(25,523)	14,477
Police Department	2,354,173	279,401	2,633,574	(776,037)	(832,998)	(1,609,035)	1,024,539
Dunwoody Village TE Project	2,100,000	(525,103)	1,574,897	(1,127,854)	(35,982)	(1,163,836)	411,061
Road Resurfacing	10,631,000	83,697	10,714,697	(7,051,103)	(1,827,249)	(8,878,352)	1,836,345
New Sidewalks and ADA Ramps	2,970,000	75,000	3,045,000	(1,891,063)	(742,067)	(2,633,130)	411,870
Traffic Calming Radar Signs	100,000	-	100,000	(11,650)	-	(11,650)	88,350
N. Peachtree Rd/Tilly Mill Intersection Improvement	2,850,000	-	2,850,000	(420,330)	(180,790)	(601,119)	2,248,881
Mt. Vernon Rd/Vermack Intersection Improvement	325,000	306,000	631,000	(97,451)	(54,987)	(152,438)	478,562
Womack/Vermack Intersection Improvement	200,000	-	200,000	(69,912)	-	(69,912)	130,088
Wayfinding	150,000	-	150,000	(79,516)	(42,178)	(121,695)	28,305
Chamblee Dunwoody & Spalding Drive	370,000	55,000	425,000	(102,535)	(14,400)	(116,935)	308,065
School Pedestrian Safety Improvements	-	40,000	40,000	(37,816)	(4,100)	(41,916)	(1,916)
Concept Funding-Tilly Mill at Mt. Vernon Place	25,000	-	25,000	-	(2,500)	(2,500)	22,500
Concept Funding-Mt. Vernon at Tilly Mill	25,000	-	25,000	-	(5,000)	(5,000)	20,000
Concept Funding-Chamblee Dunwoody at Peeler	50,000	-	50,000	-	-	-	50,000
Citywide Traffic Signal Communications (ITS)	265,000	-	265,000	-	(70,709)	(70,709)	194,291
Chamblee Dunwoody Rd Bicycle & Pedestrian Imprv (Cambridge to VV)	1,650,000	1,600,000	3,250,000	(51,977)	(36,963)	(88,940)	3,161,060
Chesnut Elementary Pedestrian Project	-	46,760	46,760	(13,915)	-	(13,915)	32,845
Kingsley Safe Routes to School-retaining walls	-	50,000	50,000	(43,439)	(8,410)	(51,849)	(1,849)
Construction Funding Mt. Vernon/Womack Pedestrian Crossing Improvements	-	150,000	150,000	-	(45,379)	(45,379)	104,621
Chamblee Dunwoody Georgetown Corridor	275,000	150,000	425,000	-	(48,834)	(48,834)	376,166
Watermain Project with DeKalb (will be reimbursed)	-	316,989	316,989	-	(825,402)	(825,402)	(508,413)
Crosswalk replacement with PCID (will be reimbursed)	-	-	-	-	(969,355)	(969,355)	(969,355)
IGA Doraville Crosswalk	-	40,000	40,000	-	-	-	40,000
Public Works	21,986,000	2,388,344	24,374,344	(10,998,561)	(4,914,305)	(15,912,866)	8,461,478
Pernoshal Park	1,025,000	2,225,000	3,250,000	(6,315)	(942,164)	(948,479)	2,301,521
Brook Run Park Improvements	150,000	126,945	276,945	(111,114)	(174,444)	(285,559)	(8,613)
Brook Run Trail	572,010	675,179	1,247,189	(1,129,580)	(111,635)	(1,241,215)	5,974
Nancy Creek Greenway	25,000	-	25,000	(17,463)	-	(17,463)	7,538
Dunwoody Gateway Market Installation	150,000	-	150,000	(9,618)	-	(9,618)	140,382
Donaldson Chesnut Facility Stabilization	226,000	-	226,000	-	(19,915)	(19,915)	206,085
Design for Future Parks Trails Projects	25,000	-	25,000	-	-	-	25,000
Brook Run Dog Park Relocation	195,000	-	195,000	(35,268)	(132,677)	(167,945)	27,055
Dunwoody Park Parking Lot Resurfacing	100,000	-	100,000	(82,431)	-	(82,431)	17,569
Emergency Notification System for Brook Run Park and Dunwoody Park	85,000	-	85,000	(72,012)	(1,003)	(73,015)	11,985
Georgetown Park-Shade Structure COMPLETED 2015	-	75,000	75,000	-	(65,000)	(65,000)	10,000
Georgetown Park-Play Structure	-	25,000	25,000	-	-	-	25,000
Dunwoody Nature Center Parking Lot Resurfacing	100,000	-	100,000	-	(57,948)	(57,948)	42,052
Constr. Dunwoody Renaissance 5 acre Park	-	3,200,000	3,200,000	-	-	-	3,200,000
Constr. Great Lawn @ Brook Run	-	300,000	300,000	-	-	-	300,000
Parks	2,653,010	6,627,124	9,280,134	(1,463,801)	(1,504,785)	(2,968,587)	6,311,547
Plotter Purchase COMPLETED 2015	20,000	-	20,000	(6,096)	(3,048)	(9,144)	10,856
Community Development	20,000	-	20,000	(6,096)	(3,048)	(9,144)	10,856
Total	27,505,703	9,846,787	37,352,490	(13,370,449)	(7,244,699)	(20,615,147)	16,737,342

City of Dunwoody
YTD Statement of Revenues and
Expenses Through October 31, 2015

<i>Debt Service Fund</i>	Total Annual Budget	YTD Budget	YTD Actual	Variance (\$ '000)	Prior YTD Actual	Flux (Difference from Prior Year)
				(% of YTD Budget)		
Revenues						
Transfers from General Fund	1,464,367	1,220,306	1,220,306	(0)	100%	1,261,972 41,666
Total Revenues	1,464,367	1,220,306	1,220,306	(0)	100%	1,261,972 41,666
Expenditures						
Lease Principal	-	-	-	-		1,157,044 1,157,044
Lease Interest	-	-	-	-		81,604 81,604
Transfers Out - CU	1,464,088	1,385,566	1,411,740	(26)	102%	23,092 (1,388,647)
Total Expenditures	1,464,088	1,385,566	1,411,740	(26)	102%	1,261,740 (150,000)
Total Revenues over/(under) Expenditures	279	(165,260)	(191,434)	(26)	116%	232 191,666

City of Dunwoody
YTD Statement of Revenues and
Expenses Through October 31, 2015

<i>Stormwater fund</i>	Total Annual Budget	YTD Budget	YTD Actual	Variance (\$ '000)	(% of YTD Budget)	Prior YTD Actual	Flux (Difference from Prior Year)
Revenues							
Stormwater Utility Charges	1,851,622	1,205,444	1,228,581	23	102%	1,183,240	(45,341)
Interest Revenue	800	667	482	(0)	72%	1,018	536
Residual Equity Transfer In	269,078	269,078	269,078	-	100%	-	(269,078)
Total Revenues	2,121,500	1,475,188	1,498,141	23	102%	1,184,258	(313,884)
Expenditures							
Official/Admin Svcs	120,000	100,000	83,332	17	83%	100,000	16,668
Professional Services-Stormwater	160,000	133,333	91,091	42	68%	12,594	(78,497)
Repairs & Maintenance	1,785,000	1,685,000	728,078	957	42%	1,420,896	692,818
Rep & Maint-Riprap Program	5,000	4,167	4,186	(0)	100%	-	(4,186)
Printing & Binding	500	417	5	0	1%	-	(5)
Dues & Fees	500	417	500	(0)	120%	431	(69)
Purchased/ Contracted Services	2,071,000	1,923,333	907,192	1,016	47%	1,533,922	626,729
Supplies	50,000	41,667	25,537	16	61%	84,014	58,477
Books & Periodicals	500	417	-	0	0%	-	-
Supplies and Materials	50,500	42,083	25,537	17	61%	84,014	58,477
Total Expenditures	2,121,500	1,965,417	932,729	1,033	47%	1,617,936	685,207
Total Revenues over/(under) Expenditures	-	(490,228)	565,412	1,056	-115%	(433,678)	(999,090)



Convention Visitors' Bureau of Dunwoody
Monthly Statement of Revenues and Expenses
October 31, 2015

CVB of Dunwoody	Variance				
	Total Annual Budget	YTD Budget	YTD Actual	(% of YTD Budget)	Prior YTD Actual
Fund Balance	-	-	-		
Revenues					
Interest Revenue	1,152	960	1,237	129%	912
Rental Revenue	8,442	7,035	7,377	105%	-
Other Revenue	-	-	-		-
Tax Revenue	1,033,449	861,208	888,181	103%	840,169
Residual Equity Transfer (Promotional Reserv	20,000	20,000	5,000	25%	-
Total Revenues	1,043,043	869,203	896,795	103%	841,081
Expenditures					
<i>Employees/Personnel</i>					
Salaries	288,757	224,998	233,701	104%	198,419
Benefits	35,554	29,144	25,716	88%	15,416
Payroll Taxes	28,876	22,498	17,804	79%	16,024
Unemployment	-	-	-		(810)
Medic	-	-	-		-
<i>Total Employees/Personnel Expenditures</i>	353,187	276,640	277,221	100%	229,048
<i>Administrative</i>					
Depreciation Expense	-	-	-		-
Legal & Professional Fees	18,140	17,400	15,242	88%	9,810
Rent	44,047	36,632	41,745	114%	34,596
Employee Development	6,320	6,320	5,798	92%	4,208
Equipment Lease	1,920	1,570	1,835	117%	1,515
IT Support	6,960	5,800	8,029	138%	5,455
Insurance	3,900	700	3,682	526%	3,868
Postage/Courier/Ovenight Mail	-	-	1,458		798
Telephone/Internet	8,400	7,000	5,906	84%	5,603
Licenses & Fees	3,050	2,550	39	2%	7,190
Miscellaneous	1,200	1,000	447	45%	633
Office Expense	2,400	2,000	9,237	462%	2,439
Vehicle Expenses	-	-	-		-
Meals & Meeting Expenses	3,600	3,300	1,817	55%	2,396
Travel	7,200	6,000	2,930	49%	4,060
Small Equipment	2,000	2,000	9,803	490%	8,950
Furniture & Fixtures	10,000	10,000	-	0%	-
<i>Total Administrative Expenditures</i>	119,137	102,272	107,967	106%	91,521
<i>Marketing</i>					
Research	40,000	40,000	40,154	100%	6,800
Graphic Design	30,800	26,800	22,958	86%	22,175
Public Relations	12,000	12,000	15,351	128%	10,950
Website Management	72,579	71,579	65,270	91%	13,791
Website Marketing	59,000	50,000	39,061	78%	39,989
Advertising - Print	96,000	80,000	80,991	101%	65,374
Advertising - Digital	78,000	65,000	52,974	81%	87,360
Printing	23,800	23,800	9,136	38%	17,372
Postage/Courier/Ovenight Mail	2,400	2,000	9	0%	134
Dues & Subscriptions	9,483	9,265	20,044	216%	2,539
Memberships	12,259	12,259	11,313	92%	12,275
Customer Relationship Management Tool	13,500	13,500	13,500	100%	13,500
Photography	9,000	9,000	4,351	48%	8,050
Miscellaneous	1,800	1,500	83	6%	1,170
<i>Total Marketing Expenditures</i>	460,621	416,703	375,194	90%	301,478
<i>Promotional</i>					
Community Development	-	-	-		17,099
Conventions and Trade Shows	20,569	20,569	23,784	116%	17,844
Event Hosting & Site Visits	24,500	21,800	36,999	170%	3,154
Sponsorships	-	-	22,600		13,000
Group Sales Show Sponsorships	33,500	33,500	-	0%	-
Meals and Business Development	3,600	3,000	4,591	153%	1,917
Meeting Bids and Incentives	10,000	10,000	-	0%	3,000
Promotions	24,800	23,500	36,269	154%	27,190
Travel	13,200	11,000	11,651	106%	11,717
Promotional Materials	12,000	10,000	18,393	184%	16,700
<i>Total Promotional Expenditures</i>	142,169	133,369	154,287	116%	111,621
Total Expenditures	1,075,114	928,984	914,669	98%	733,668
Total Revenues over/(under) Expenditures	(32,071)	(59,782)	(17,875)		107,413

VENDOR SET: 01 City of Dunwoody, GA

BANK: * ALL BANKS

DATE RANGE:10/01/2015 THRU 10/31/2015

VENDOR I.D.	NAME	STATUS	CHECK DATE	AMOUNT	DISCOUNT	CHECK NO	CHECK STATUS	CHECK AMOUNT
1	Todd Feaser	VOIDED						
	C-CHECK	VOIDED	V 10/02/2015			020198		250.00CR

* * T O T A L S * *	NO	INVOICE AMOUNT	DISCOUNTS	CHECK AMOUNT
REGULAR CHECKS:	0	0.00	0.00	0.00
HAND CHECKS:	0	0.00	0.00	0.00
DRAFTS:	0	0.00	0.00	0.00
EFT:	0	0.00	0.00	0.00
NON CHECKS:	0	0.00	0.00	0.00
VOID CHECKS:	1 VOID DEBITS	0.00		
	VOID CREDITS	250.00CR	250.00CR	0.00

TOTAL ERRORS: 0

VENDOR SET: 01 BANK: *	TOTALS:	NO	INVOICE AMOUNT	DISCOUNTS	CHECK AMOUNT
		1	250.00CR	0.00	0.00
BANK: *	TOTALS:	1	250.00CR	0.00	0.00

VENDOR SET: 01 City of Dunwoody, GA
BANK: 01 Suntrust Concentration
DATE RANGE:10/01/2015 THRU 10/31/2015

VENDOR I.D.	NAME	STATUS	CHECK DATE	AMOUNT	DISCOUNT	CHECK NO	CHECK STATUS	CHECK AMOUNT
001145	ETS Corporation							
I-September 2015	ETS Corporation	D	10/01/2015			000000		
100 1516.523900.00	Merchant Services	ETS Corporation		1,507.93				1,507.93
001615	PNC Bank, N. A.							
I-Nov 2015	PNC Bank, N. A.	D	10/09/2015			000000		
405 8000.581200.01	Lease Principal	PNC Bank, N. A.		14,614.39				
405 8000.582200.01	Lease Interest	PNC Bank, N. A.		2,529.05				17,143.44
001615	PNC Bank, N. A.							
I-November 2015	PNC Bank, N. A.	D	10/21/2015			000002		
405 8000.581200.01	Lease Principal	PNC Bank, N. A.		6,450.91				
405 8000.582200.01	Lease Interest	PNC Bank, N. A.		2,579.61				9,030.52
001615	PNC Bank, N. A.							
I-October 2015 (3)	PNC Bank, N. A.	R	10/02/2015			020121		
405 8000.581200.01	Lease Principal	PNC Bank, N. A.		1,150,000.00				1,150,000.00

* * T O T A L S * *	NO	INVOICE AMOUNT	DISCOUNTS	CHECK AMOUNT
REGULAR CHECKS:	1	1,150,000.00	0.00	1,150,000.00
HAND CHECKS:	0	0.00	0.00	0.00
DRAFTS:	3	27,681.89	0.00	27,681.89
EFT:	0	0.00	0.00	0.00
NON CHECKS:	0	0.00	0.00	0.00
VOID CHECKS:	0	VOID DEBITS 0.00		
		VOID CREDITS 0.00	0.00	0.00

TOTAL ERRORS: 0

** G/L ACCOUNT TOTALS **

G/L ACCOUNT	NAME	AMOUNT
100 1516.523900.00	Merchant Services	1,507.93
	*** FUND TOTAL ***	1,507.93
405 8000.581200.01	Lease Principal	1,171,065.30
405 8000.582200.01	Lease Interest	5,108.66
	*** FUND TOTAL ***	1,176,173.96

	NO	INVOICE AMOUNT	DISCOUNTS	CHECK AMOUNT
VENDOR SET: 01 BANK: 01 TOTALS:	4	1,177,681.89	0.00	1,177,681.89
BANK: 01 TOTALS:	4	1,177,681.89	0.00	1,177,681.89

VENDOR SET: 01 City of Dunwoody, GA

BANK: 03 Suntrust Disbursement Acc

DATE RANGE:10/01/2015 THRU 10/31/2015

VENDOR I.D.	NAME	STATUS	CHECK DATE	AMOUNT	DISCOUNT	CHECK NO	CHECK STATUS	CHECK AMOUNT
000022	ADP							
I-461992182	ADP	D	10/09/2015			000000		
100 1512.521200.00	Professional Services	ADP		541.58				541.58
000022	ADP							
I-462790180	ADP	D	10/23/2015			000000		
100 1512.521200.00	Professional Services	ADP		570.47				570.47
000022	ADP							
I-463091078	ADP	D	10/30/2015			000000		
100 1512.521200.00	Professional Services	ADP		25.00				25.00
000025	Clark Patterson Lee							
I-58	Clark Patterson Lee	D	10/26/2015			000000		
100 7000.521100.01	Official/Admin Svcs	Clark Patterson Lee		132,250.00				132,250.00
000029	Lowe Engineers, LLC							
I-15743	Lowe Engineers, LLC	D	10/31/2015			000000		
100 4100.521100.01	Official/Admin Svcs	Lowe Engineers, LLC		18,750.00				
100 6200.521100.01	Official/Admin Svcs	Lowe Engineers, LLC		16,900.00				
560 4320.521100.01	Official/Admin Svcs	Lowe Engineers, LLC		8,333.17				
I-15744	Lowe Engineers, LLC	D	10/31/2015			000000		
350 4200.522200.00	Repairs & Maintenance	Lowe Engineers, LLC		4,910.40				
350 4200.541400.00	Infrastructure	Lowe Engineers, LLC		5,580.00				
350 4200.541400.00	Infrastructure	Lowe Engineers, LLC		892.80				
350 6200.521200.00	Professional Services	Lowe Engineers, LLC		2,790.00				
100 4200.521200.00	Prof Services	Lowe Engineers, LLC		1,227.60				
560 4320.521200.09	Prof Svcs-Stormwater	Lowe Engineers, LLC		2,901.60				
100 4200.522200.02	R&M - Street Maintenance	Lowe Engineers, LLC		1,785.60				
I-15745	Lowe Engineers, LLC	D	10/31/2015			000000		
100 4200.522200.02	R&M - Street Maintenance	Lowe Engineers, LLC		300.00				
I-15746	Lowe Engineers, LLC	D	10/31/2015			000000		
560 4320.521200.09	Prof Svcs-Stormwater	Lowe Engineers, LLC		2,100.00				
I-15758	Lowe Engineers, LLC	D	10/31/2015			000000		
350 6200.521200.00	Professional Services	Lowe Engineers, LLC		355.00				66,826.17
000073	JAT Consulting Services, Inc							
I-45	JAT Consulting Services, Inc	D	10/01/2015			000000		
100 1511.521100.01	Official/Admin Svcs	JAT Consulting Servi		104,652.39				104,652.39
000094	WEX BANK							
I-42605398	WEX BANK	D	10/06/2015			000000		
100 3200.531270.00	Gasoline	WEX BANK		1,549.94				1,549.94

VENDOR SET: 01 City of Dunwoody, GA

BANK: 03 Suntrust Disbursement Acc

DATE RANGE:10/01/2015 THRU 10/31/2015

VENDOR I.D.	NAME	STATUS	CHECK DATE	AMOUNT	DISCOUNT	CHECK NO	CHECK STATUS	CHECK AMOUNT
000094	WEX BANK							
I-42743384	WEX BANK	D	10/23/2015			000000		
100 3200.531270.00	Gasoline	WEX BANK		10,763.89				10,763.89
000137	Medcom Services, Inc							
I-10/10/2015	Medcom Services, Inc	D	10/10/2015			000000		
100 0000.121300.16	Flex Spending Ded Payable	Medcom Services, Inc		122.44				122.44
000137	Medcom Services, Inc							
I-10/17/2015	Medcom Services, Inc	D	10/17/2015			000000		
100 0000.121300.16	Flex Spending Ded Payable	Medcom Services, Inc		192.30				192.30
000271	Georgia Bureau of Investigatio							
I-304-256083	Georgia Bureau of Investigatio	D	10/01/2015			000000		
100 3200.521300.00	Technical Svcs	Georgia Bureau of In		1,147.50				1,147.50
001419	Mulcahy Accounting & Risk Cons							
I-2015-8	Mulcahy Accounting & Risk Cons	D	10/08/2015			000000		
100 1511.521200.00	Professional Services	Mulcahy Accounting &		1,291.66				
I-2015-9	Mulcahy Accounting & Risk Cons	D	10/08/2015			000000		
100 1511.521200.00	Professional Services	Mulcahy Accounting &		3,291.66				4,583.32
001421	Chattahoochee River 911 Author							
I-November 2015	Chattahoochee River 911 Author	D	10/26/2015			000000		
215 3800.571000.00	Intergovernmental-E911	Chattahoochee River		93,750.00				93,750.00
001480	Interdev, LLC							
I-1004795	Interdev, LLC	D	10/31/2015			000000		
100 1535.521100.01	Official/Admin Svcs	Interdev, LLC		38,173.50				38,173.50
001551	Jacobs							
I-EEXF9503-102315	Jacobs	D	10/26/2015			000000		
100 1570.521100.01	Official/Admin Svcs	Jacobs		25,662.75				25,662.75
001685	J.P. Morgan Chase Commercial C							
I-October 2015	J.P. Morgan Chase Commercial C	D	10/26/2015			000000		
100 0000.121110.00	PCard A/P Control	J.P. Morgan Chase Co		64,877.14				64,877.14
001914	PCE Atlanta Office, LLC							
I-41pc-t00029600/Oct	PCE Atlanta Office, LLC	D	10/01/2015			000000		
100 1565.531230.00	Electricity	PCE Atlanta Office,		1,521.19				
100 1565.522300.00	Rentals	PCE Atlanta Office,		3,346.62				
100 0000.123310.00	Abated Rent	PCE Atlanta Office,		43,724.87				
100 3200.522200.00	Repairs & Maintenance	PCE Atlanta Office,		658.47				49,251.15

VENDOR SET: 01 City of Dunwoody, GA

BANK: 03 Suntrust Disbursement Acc

DATE RANGE:10/01/2015 THRU 10/31/2015

VENDOR I.D.	NAME	STATUS	CHECK DATE	AMOUNT	DISCOUNT	CHECK NO	CHECK STATUS	CHECK AMOUNT
001914	PCE Atlanta Office, LLC							
I-PC41-100/340-Nov15	PCE Atlanta Office, LLC	D	10/26/2015			000000		
100 1565.522300.00	Rentals		PCE Atlanta Office,	3,346.62				
100 0000.123310.00	Abated Rent		PCE Atlanta Office,	43,724.87				47,071.49
000137	Medcom Services, Inc							
I-10/3/2015	Medcom Services, Inc	D	10/03/2015			000002		
100 0000.121300.16	Flex Spending Ded Payable		Medcom Services, Inc	242.30				242.30
000137	Medcom Services, Inc							
I-10/24/2015	Medcom Services, Inc	D	10/24/2015			000002		
100 0000.121300.16	Flex Spending Ded Payable		Medcom Services, Inc	192.30				192.30
000008	CIT Technology Fin Serv Inc							
I-27509129	CIT Technology Fin Serv Inc	R	10/02/2015			020122		
100 1565.522300.00	Rentals		CIT Technology Fin S	1,034.51				1,034.51
000074	Standard Insurance							
I-October 2015	Standard Insurance	R	10/02/2015			020123		
100 1320.512100.00	Group Insurance		Standard Insurance	317.75				
100 1330.512100.00	Group Insurance		Standard Insurance	106.99				
100 1511.512100.00	Group Insurance		Standard Insurance	162.68				
100 2650.512100.00	Group Insurance		Standard Insurance	108.66				
100 3200.512100.00	Group Insurance		Standard Insurance	4,257.34				
100 4100.512100.00	Group Insurance		Standard Insurance	136.34				5,089.76
000088	Dekalb County Tax Commissioner							
I-0627904001/2015	Dekalb County Tax Commissioner	R	10/02/2015			020124		
100 6200.531230.00	Utilities		Dekalb County Tax Co	313.06				313.06
000088	Dekalb County Tax Commissioner							
I-1835201011/2015	Dekalb County Tax Commissioner	R	10/02/2015			020125		
100 6200.531230.00	Utilities		Dekalb County Tax Co	71.15				71.15
000088	Dekalb County Tax Commissioner							
I-1836605006	Dekalb County Tax Commissioner	R	10/02/2015			020126		
100 6200.531230.00	Utilities		Dekalb County Tax Co	3,756.72				3,756.72
000088	Dekalb County Tax Commissioner							
I-1837601003/2015	Dekalb County Tax Commissioner	R	10/02/2015			020127		
100 6200.531230.00	Utilities		Dekalb County Tax Co	184.99				184.99
000088	Dekalb County Tax Commissioner							
I-1837601005/2015	Dekalb County Tax Commissioner	R	10/02/2015			020128		
100 6200.531230.00	Utilities		Dekalb County Tax Co	1,800.10				1,800.10

VENDOR SET: 01 City of Dunwoody, GA
 BANK: 03 Suntrust Disbursement Acc
 DATE RANGE:10/01/2015 THRU 10/31/2015

VENDOR I.D.	NAME	STATUS	CHECK DATE	AMOUNT	DISCOUNT	CHECK NO	CHECK STATUS	CHECK AMOUNT
000129	Verizon Wireless Services LLC							
I-9752275425	Verizon Wireless Services LLC	R	10/02/2015			020129		
100 1110.523200.00	Communications		Verizon Wireless Ser	66.02				
100 1110.523200.00	Communications		Verizon Wireless Ser	38.01				
100 1320.523200.00	Communications		Verizon Wireless Ser	137.49				
100 1330.523200.00	Communications		Verizon Wireless Ser	93.24				
100 1511.523200.00	Communications		Verizon Wireless Ser	97.62				
100 2650.523200.00	Communications		Verizon Wireless Ser	60.72				
100 3200.523200.00	Communications		Verizon Wireless Ser	6,568.08				
100 4100.523200.00	Communications		Verizon Wireless Ser	98.73				
100 6200.523200.00	Communications		Verizon Wireless Ser	38.01				7,197.92
000133	CASH							
I-15-005795	CASH	R	10/02/2015			020130		
100 3200.531100.00	Supplies-General	CASH		26.00				26.00
000149	AT&T							
I-Oct 2015	AT&T	R	10/02/2015			020131		
100 1535.523200.00	Communications	AT&T		132.29				132.29
000149	AT&T							
I-October 2015	AT&T	R	10/02/2015			020132		
100 1535.523200.00	Communications	AT&T		123.82				123.82
000159	Purchase Power							
I-September 2015	Purchase Power	R	10/02/2015			020133		
100 1110.523200.00	Communications		Purchase Power	2.43				
100 1320.523200.00	Communications		Purchase Power	0.49				
100 1330.523200.00	Communications		Purchase Power	3.37				
100 1512.523200.00	Communications		Purchase Power	53.85				
100 1516.523200.00	Communications		Purchase Power	632.45				
100 1517.523200.00	Communications		Purchase Power	6.10				
100 1540.523200.00	Communications		Purchase Power	0.49				
100 2650.523200.00	Communications		Purchase Power	105.14				
100 3200.523200.00	Communications		Purchase Power	60.02				
100 4100.523200.00	Communications		Purchase Power	6.05				
100 7000.523200.00	Communications		Purchase Power	58.86				929.25
000163	Metro Materials Inc.							
I-41124	Metro Materials Inc.	R	10/02/2015			020134		
100 4200.531100.00	Supplies	Metro Materials Inc.		907.04				
I-41194	Metro Materials Inc.	R	10/02/2015			020134		
100 4200.531100.00	Supplies	Metro Materials Inc.		3,856.58				
I-41255	Metro Materials Inc.	R	10/02/2015			020134		
100 4200.531100.00	Supplies	Metro Materials Inc.		1,068.31				5,831.93

VENDOR SET: 01 City of Dunwoody, GA
 BANK: 03 Suntrust Disbursement Acc
 DATE RANGE:10/01/2015 THRU 10/31/2015

VENDOR I.D.	NAME	STATUS	CHECK DATE	AMOUNT	DISCOUNT	CHECK NO	CHECK STATUS	CHECK AMOUNT
000165	Vulcan Materials Company							
I-11354194	Vulcan Materials Company	R	10/02/2015			020135		
100 4200.531100.00	Supplies		Vulcan Materials Com	566.80				566.80
000206	Georgia Power							
I-05318-67204/Sept15	Georgia Power	R	10/02/2015			020136		
100 4100.531230.00	Electricity		Georgia Power	801.09				801.09
000206	Georgia Power							
I-09153-15043/Sept15	Georgia Power	R	10/02/2015			020137		
100 6200.531230.00	Utilities		Georgia Power	24.38				24.38
000206	Georgia Power							
I-10230-32056/Sept15	Georgia Power	R	10/02/2015			020138		
100 6200.531230.00	Utilities		Georgia Power	24.30				24.30
000206	Georgia Power							
I-11317-75286/Sept15	Georgia Power	R	10/02/2015			020139		
100 6200.531230.00	Utilities		Georgia Power	13.03				13.03
000206	Georgia Power							
I-12030-46085/Sept15	Georgia Power	R	10/02/2015			020140		
100 6200.531230.00	Utilities		Georgia Power	24.30				24.30
000206	Georgia Power							
I-15158-51225/Sept15	Georgia Power	R	10/02/2015			020141		
100 6200.531230.00	Utilities		Georgia Power	197.93				197.93
000206	Georgia Power							
I-24953-72008/Sept15	Georgia Power	R	10/02/2015			020142		
100 6200.531230.00	Utilities		Georgia Power	109.18				109.18
000206	Georgia Power							
I-26354-99019/Sept15	Georgia Power	R	10/02/2015			020143		
100 6200.531230.00	Utilities		Georgia Power	24.30				24.30
000262	Dunwoody Perimeter Chamber							
I-7074	Dunwoody Chamber of Commerce I	R	10/02/2015			020144		
100 7500.523300.00	Advertising		Dunwoody Chamber of	1,250.00				1,250.00
000269	DeKalb County Georgia							
I-6305622/Sept 2015	DeKalb County Georgia	R	10/02/2015			020145		
100 6200.531230.00	Utilities		DeKalb County Georgi	60.99				
I-6697277/Sept2015	DeKalb County Georgia	R	10/02/2015			020145		
100 6200.531230.00	Utilities		DeKalb County Georgi	30.00				
I-6698863/Sept15	DeKalb County Georgia	R	10/02/2015			020145		
100 6200.531230.00	Utilities		DeKalb County Georgi	65.52				156.51

VENDOR SET: 01 City of Dunwoody, GA

BANK: 03 Suntrust Disbursement Acc

DATE RANGE:10/01/2015 THRU 10/31/2015

VENDOR I.D.	NAME	STATUS	CHECK DATE	AMOUNT	DISCOUNT	CHECK NO	CHECK STATUS	CHECK AMOUNT
000296	Cummins Power South							
I-0101-54072	Cummins Power South	R	10/02/2015			020146		
100 1565.522200.00	Repairs & Maintenance	Cummins Power South		754.85				754.85
000331	Tyler Technologies, Inc							
I-025-134956	Tyler Technologies, Inc	R	10/02/2015			020147		
100 1512.522200.00	Repairs & Maintenance	Tyler Technologies,		723.51				
I-025-135597	Tyler Technologies, Inc	R	10/02/2015			020147		
100 2650.522200.00	Repairs & Maintenance	Tyler Technologies,		200.00				923.51
001009	Kimley-Horn and Associates, In							
I-019124010-0815	Kimley-Horn and Associates, In	R	10/02/2015			020148		
350 6200.541200.00	Site improvements	Kimley-Horn and Asso		2,902.65				
I-7054792	Kimley-Horn and Associates, In	R	10/02/2015			020148		
350 4200.541400.00	Infrastructure	Kimley-Horn and Asso		13,417.59				16,320.24
001026	Guardian - Appleton							
I-October 2015	Guardian - Appleton	R	10/02/2015			020149		
100 1110.512100.00	Group Insurance	Guardian - Appleton		330.62				
100 1320.512100.00	Group Insurance	Guardian - Appleton		224.75				
100 1330.512100.00	Group Insurance	Guardian - Appleton		71.67				
100 1511.512100.00	Group Insurance	Guardian - Appleton		131.09				
100 2650.512100.00	Group Insurance	Guardian - Appleton		127.88				
100 3200.512100.00	Group Insurance	Guardian - Appleton		4,788.23				
100 4100.512100.00	Group Insurance	Guardian - Appleton		131.09				5,805.33
001097	US Department of Homeland Secu							
I-SAVE-354693	US Department of Homeland Secu	R	10/02/2015			020150		
100 1516.521300.00	Technical Services	US Department of Hom		25.00				25.00
001107	TerraMark							
I-T2014-138-8162	Screening	R	10/02/2015			020151		
560 4320.521200.09	Prof Svcs-Stormwater	Screening		4,025.00				
I-T2014-138-8569	2015 Dry Weather Screen	R	10/02/2015			020151		
560 4320.522200.00	Repairs & Maintenance	2015 Dry Weather Scr		1,680.00				5,705.00
001274	Nova Engineering and Environme							
I-0110545	Nova Engineering and Environme	R	10/02/2015			020152		
350 4200.522200.00	Repairs & Maintenance	Nova Engineering and		11,671.25				11,671.25
001275	LMI Systems, Inc							
I-1061449	LMI Systems, Inc	R	10/02/2015			020153		
100 6200.522200.06	R&M-Parks	LMI Systems, Inc		1,740.22				
I-1061776	LMI Systems, Inc	R	10/02/2015			020153		
100 6200.522200.06	R&M-Parks	LMI Systems, Inc		204.00				1,944.22

VENDOR SET: 01 City of Dunwoody, GA

BANK: 03 Suntrust Disbursement Acc

DATE RANGE:10/01/2015 THRU 10/31/2015

VENDOR I.D.	NAME	STATUS	CHECK DATE	AMOUNT	DISCOUNT	CHECK NO	CHECK STATUS	CHECK AMOUNT
001333	E. Harriman Construction, Inc.							
I-0915-15	E. Harriman Construction, Inc.	R	10/02/2015			020154		
350 1565.541300.00	Buildings	E. Harriman Construc		22,941.00				
I-0917-15	E. Harriman Construction, Inc.	R	10/02/2015			020154		
100 6200.522200.06	R&M-Parks	E. Harriman Construc		837.00				23,778.00
001414	Geo-Hydro Engineers, Inc.							
I-49745	Geo-Hydro Engineers, Inc.	R	10/02/2015			020155		
350 4200.522200.00	Repairs & Maintenance	Geo-Hydro Engineers,		5,775.60				
I-50283	Geo-Hydro Engineers, Inc.	R	10/02/2015			020155		
350 6200.541200.00	Site improvements	Geo-Hydro Engineers,		1,713.20				
I-50294	Geo-Hydro Engineers, Inc.	R	10/02/2015			020155		
350 6200.541200.00	Site improvements	Geo-Hydro Engineers,		2,383.20				9,872.00
001415	Rite Way							
I-374527	Rite Way	R	10/02/2015			020156		
100 6200.522200.06	R&M-Parks	Rite Way		1,621.32				1,621.32
001444	Kenneth Wickham							
I-09/16/2015	Kenneth Wickham	R	10/02/2015			020157		
100 2650.521200.00	Prof Svcs	Kenneth Wickham		400.00				400.00
001477	Gresham, Smith and Partners							
I-688485	Gresham, Smith and Partners	R	10/02/2015			020158		
100 4100.521200.00	Prof Svcs	Gresham, Smith and P		13,903.13				13,903.13
001484	URS Corporation							
I-37622049	URS Corporation	R	10/02/2015			020159		
350 4200.541400.00	Infrastructure	URS Corporation		1,200.00				
250 4002.541400.14	TAP-Infrastructure	URS Corporation		4,800.00				6,000.00
001493	Entek							
I-30925	Entek	R	10/02/2015			020160		
100 1565.522200.00	Repairs & Maintenance	Entek		619.00				
I-31521	Entek	R	10/02/2015			020160		
100 1565.522200.00	Repairs & Maintenance	Entek		425.10				1,044.10
001496	Fisher Broyles							
I-64748	Fisher Broyles	R	10/02/2015			020161		
960 6200.541200.00	Site improvements	Fisher Broyles		2,750.00				2,750.00
001517	Southern Premier Contractors,							
I-DUN-260	4664 N. Peachtree Rd.	R	10/02/2015			020162		
560 4320.522200.00	Repairs & Maintenance	4664 N. Peachtree Rd		3,030.13				
I-DUN-264	5305 Cedar Chase	R	10/02/2015			020162		
560 4320.522200.00	Repairs & Maintenance	5305 Cedar Chase		1,700.80				
I-DUN-265	Roberts Drive	R	10/02/2015			020162		
560 4320.522200.00	Repairs & Maintenance	Roberts Drive		789.85				5,520.78

VENDOR SET: 01 City of Dunwoody, GA

BANK: 03 Suntrust Disbursement Acc

DATE RANGE:10/01/2015 THRU 10/31/2015

VENDOR I.D.	NAME	STATUS	CHECK DATE	AMOUNT	DISCOUNT	CHECK NO	CHECK STATUS	CHECK AMOUNT
001528	GRT Systems Inc dba N American							
I-110699	GRT Systems Inc dba N American	R	10/02/2015			020163		
100 6200.522200.06	R&M-Parks		GRT Systems Inc dba	538.45				
I-110960	GRT Systems Inc dba N American	R	10/02/2015			020163		
100 6200.522200.06	R&M-Parks		GRT Systems Inc dba	85.00				623.45
001542	Southeastern Engineering Inc (
I-16620	Southeastern Engineering Inc (R	10/02/2015			020164		
350 4200.541400.00	Infrastructure		Southeastern Enginee	5,625.00				5,625.00
001557	Enterprise Leasing Company of							
I-6858521	Enterprise Leasing Company of	R	10/02/2015			020165		
100 3200.522300.00	Rentals		Enterprise Leasing C	70.00				
I-7016422	Enterprise Leasing Company of	R	10/02/2015			020165		
100 3200.523500.00	Travel		Enterprise Leasing C	33.82				103.82
00159b	Pitney Bowes Global Financial							
I-9938656-SP15	Pitney Bowes Global Financial	R	10/02/2015			020166		
100 1565.522300.00	Rentals		Pitney Bowes Global	771.00				771.00
001656	De Lage Landen							
I-47304005	De Lage Landen	R	10/02/2015			020167		
100 3200.522300.00	Rentals		De Lage Landen	304.00				
I-47315983	De Lage Landen	R	10/02/2015			020167		
100 3200.522300.00	Rentals		De Lage Landen	393.10				697.10
001673	Aerial Innovations of Ga., Inc							
I-46791	Aerial Innovations of Ga., Inc	R	10/02/2015			020168		
100 7000.521300.00	Technical Svcs		Aerial Innovations o	94.50				
I-46811	Aerial Innovations of Ga., Inc	R	10/02/2015			020168		
100 7000.521300.00	Technical Svcs		Aerial Innovations o	57.00				151.50
001712	Mulkey, Inc.							
I-2013032-18	Mulkey, Inc.	R	10/02/2015			020169		
350 4200.541400.00	Infrastructure		Mulkey, Inc.	706.56				706.56
001719	Perimeter Community Improvemen							
I-12615 (10)	Perimeter Community Improvemen	R	10/02/2015			020170		
250 4006.541400.14	Bike Impl Plan-Infrastructure		Perimeter Community	18,201.19				
I-12615 (9)	Perimeter Community Improvemen	R	10/02/2015			020170		
250 4006.541400.14	Bike Impl Plan-Infrastructure		Perimeter Community	7,212.49				25,413.68
001727	Willmer Engineering, Inc.							
I-95135	Willmer Engineering, Inc.	R	10/02/2015			020171		
350 4200.541400.00	Infrastructure		Willmer Engineering,	6,591.50				
I-95137	Willmer Engineering, Inc.	R	10/02/2015			020171		
350 4200.541400.00	Infrastructure		Willmer Engineering,	3,250.25				
I-95288	Willmer Engineering, Inc.	R	10/02/2015			020171		

VENDOR SET: 01 City of Dunwoody, GA

BANK: 03 Suntrust Disbursement Acc

DATE RANGE:10/01/2015 THRU 10/31/2015

VENDOR I.D.	NAME	STATUS	CHECK DATE	AMOUNT	DISCOUNT	CHECK NO	CHECK STATUS	CHECK AMOUNT
001727	Willmer Engineering, ICONT							
I-95288	Willmer Engineering, Inc.	R	10/02/2015			020171		
350 4200.541400.00	Infrastructure	Willmer Engineering,		1,966.90				
I-95289	Willmer Engineering, Inc.	R	10/02/2015			020171		
350 4200.541400.00	Infrastructure	Willmer Engineering,		557.45				
I-95338	Willmer Engineering, Inc.	R	10/02/2015			020171		
350 4200.541400.00	Infrastructure	Willmer Engineering,		133.65				12,499.75
001732	AT&T Mobility II LLC							
I-070155-0615	AT&T Mobility II LLC	R	10/02/2015			020172		
215 3800.523200.00	Communications	AT&T Mobility II LLC		6,025.80				6,025.80
001756	Georgia Snacks							
I-132	Georgia Snacks	R	10/02/2015			020173		
100 1540.512900.00	Other Employment Benefits	Georgia Snacks		1,000.00				1,000.00
001767	Stantec Consulting Services, I							
I-806475	Stantec Consulting Services, I	R	10/02/2015			020174		
100 6200.522200.06	R&M-Parks	Stantec Consulting S		1,942.50				1,942.50
001784	Peak Democracy, Inc.							
I-591	Peak Democracy, Inc.	R	10/02/2015			020175		
100 1570.521200.00	Professional Services	Peak Democracy, Inc.		2,250.00				2,250.00
001795	ABM Janitorial Services - Sout							
I-8483177	ABM Janitorial Services - Sout	R	10/02/2015			020176		
100 1565.522200.00	Repairs & Maintenance	ABM Janitorial Servi		325.00				
I-8483178	ABM Janitorial Services - Sout	R	10/02/2015			020176		
100 3200.522200.00	Repairs & Maintenance	ABM Janitorial Servi		418.75				743.75
001796	IPR Southeast LLC							
I-52603300-001	4833 Village Creek Drive	R	10/02/2015			020177		
560 4320.522200.00	Repairs & Maintenance	4833 Village Creek D		15,864.25				15,864.25
001801	Creative Impressions, LLC							
I-1824	Creative Impressions, LLC	R	10/02/2015			020178		
100 6200.521200.00	Professional Services	Creative Impressions		810.00				810.00
001811	Federal Signal Corporation							
I-6130209	Federal Signal Corporation	R	10/02/2015			020179		
100 6200.522200.06	R&M-Parks	Federal Signal Corpo		3,781.25				3,781.25
001825	Randstad US LP							
I-R18253829	Randstad US LP	R	10/02/2015			020180		
100 2650.521300.00	Technical Svcs	Randstad US LP		448.90				
I-R18348472	Randstad US LP	R	10/02/2015			020180		
100 2650.521300.00	Technical Svcs	Randstad US LP		562.70				
I-R18382694	Randstad US LP	R	10/02/2015			020180		

VENDOR SET: 01 City of Dunwoody, GA

BANK: 03 Suntrust Disbursement Acc

DATE RANGE:10/01/2015 THRU 10/31/2015

VENDOR I.D.	NAME	STATUS	CHECK DATE	AMOUNT	DISCOUNT	CHECK NO	CHECK STATUS	CHECK AMOUNT
001825	Randstad US LP	CONT						
I-R18382694	Randstad US LP	R	10/02/2015			020180		
100 2650.521300.00	Technical Svcs	Randstad US LP		505.80				1,517.40
001838	Sustainable Water Planning & E							
I-1024	Sustainable Water Planning & E	R	10/02/2015			020181		
560 4320.522200.00	Repairs & Maintenance	Sustainable Water Pl		1,770.00				
I-1028	Sustainable Water Planning & E	R	10/02/2015			020181		
560 4320.522200.00	Repairs & Maintenance	Sustainable Water Pl		2,765.00				4,535.00
001861	EmpowerD Wellness							
I-September 2015	EmpowerD Wellness	R	10/02/2015			020182		
100 1540.512900.00	Other Employment Benefits	EmpowerD Wellness		1,565.42				1,565.42
001873	Evans Acquisition Services							
I-003	Evans Acquisition Services	R	10/02/2015			020183		
350 4200.541400.00	Infrastructure	Evans Acquisition Se		2,500.00				2,500.00
001880	Autaco Development, LLC							
I-1390	Autaco Development, LLC	R	10/02/2015			020184		
350 4200.541400.00	Infrastructure	Autaco Development,		25,844.39				
I-1640	Autaco Development, LLC	R	10/02/2015			020184		
100 4200.522200.02	R&M - Street Maintenance	Autaco Development,		3,631.00				29,475.39
001887	Columbia Enginerring and Servi							
I-25617	Survey at N. Peachtree	R	10/02/2015			020185		
560 4320.522200.00	Repairs & Maintenance	Survey at N. Peachtr		3,850.00				
I-25618	Columbia Enginerring and Servi	R	10/02/2015			020185		
560 4320.522200.00	Repairs & Maintenance	Columbia Enginerring		1,250.00				5,100.00
001888	GS Construction, Inc.							
I-Pay App 6 Road	GS Construction, Inc.	R	10/02/2015			020186		
350 4200.541400.00	Infrastructure	GS Construction, Inc		103,086.00				103,086.00
001902	South Cover, Inc.							
I-DGP7733	Georgetown Park	R	10/02/2015			020187		
350 6200.542000.00	Machinery & Equipment	Georgetown Park		65,000.00				65,000.00
001911	Fifth Third Bank Legal Entry							
I-125971/15-002955	Fifth Third Bank Legal Entry	R	10/02/2015			020188		
100 3200.521300.00	Technical Svcs	Fifth Third Bank Leg		27.56				27.56
001915	Great Southern Publishers, Inc							
I-NS081815DP1	Great Southern Publishers, Inc	R	10/02/2015			020189		
100 3200.523300.00	Advertising	Great Southern Publi		795.00				795.00

VENDOR SET: 01 City of Dunwoody, GA
 BANK: 03 Suntrust Disbursement Acc
 DATE RANGE:10/01/2015 THRU 10/31/2015

VENDOR I.D.	NAME	STATUS	CHECK DATE	AMOUNT	DISCOUNT	CHECK NO	CHECK STATUS	CHECK AMOUNT
001925	SHI International Corporation							
I-B03991274	SHI International Corporation	R	10/02/2015			020190		
100 3200.531100.04	Supplies - Operating	SHI International Co		1,084.00				1,084.00
1	Patricia Esguerra							
I-9/6/15 Refund	Patricia Esguerra:	R	10/02/2015			020191		
100 0000.347900.00	Pavilion Rentals	Patricia Esguerra:		200.00				200.00
1	Lekotek of Georgia							
I-Damage Dep Refund	Lekotek of Georgia:	R	10/02/2015			020192		
100 0000.321900.01	Other Licenses and permits	Lekotek of Georgia:		400.00				400.00
1	XO Communications Services							
I-Franchise Refund	XO Communications Services:	R	10/02/2015			020193		
100 0000.311700.00	Franchise Fees	XO Communications Se		52,074.13				52,074.13
1	JJSB, LLC							
I-Gillys Refund	JJSB, LLC:	R	10/02/2015			020194		
100 0000.316100.00	Business & Occupation Tax	JJSB, LLC:		157.47				
100 0000.321100.00	Alcoholic Beverage Licenses	JJSB, LLC:		3,262.78				3,420.25
1	Eric Dion Johnson							
I-Key Fob	Eric Dion Johnson:	R	10/02/2015			020195		
100 3200.531100.04	Supplies - Operating	Eric Dion Johnson:		250.98				250.98
1	Pebble Tossers, Inc							
I-Pebble Tossers	Pebble Tossers, Inc:	R	10/02/2015			020196		
100 0000.347900.00	Pavilion Rentals	Pebble Tossers, Inc:		400.00				
100 0000.321900.01	Other Licenses and permits	Pebble Tossers, Inc:		300.00				700.00
1	Pebble Tossers, Inc							
I-Sign Deposit Refun	Pebble Tossers, Inc:	R	10/02/2015			020197		
100 0000.127103.00	Special Event Sign Dep Payable	Pebble Tossers, Inc:		100.00				100.00
000016	Stone, McElroy & Associates							
I-2537PA	Stone, McElroy & Associates	R	10/16/2015			020199		
100 3200.521200.00	Prof Svcs	Stone, McElroy & Ass		350.00				350.00
000021	Employment Screening Services							
I-268782	Employment Screening Services	R	10/16/2015			020200		
100 1540.521300.00	Technical Services	Employment Screening		139.50				139.50
000061	Blue Cross Blue Shield							
I-0006450004G	Blue Cross Blue Shield	R	10/16/2015			020201		
100 1110.512100.00	Group Insurance	Blue Cross Blue Shie		3,847.73				
100 1320.512100.00	Group Insurance	Blue Cross Blue Shie		2,558.44				
100 1330.512100.00	Group Insurance	Blue Cross Blue Shie		1,074.54				
100 1511.512100.00	Group Insurance	Blue Cross Blue Shie		1,560.65				

VENDOR SET: 01 City of Dunwoody, GA
 BANK: 03 Suntrust Disbursement Acc
 DATE RANGE: 10/01/2015 THRU 10/31/2015

VENDOR I.D.	NAME	STATUS	CHECK DATE	AMOUNT	DISCOUNT	CHECK NO	CHECK STATUS	CHECK AMOUNT
000061	Blue Cross Blue ShieldCONT							
I-0006450004G	Blue Cross Blue Shield	R	10/16/2015			020201		
100 1540.512100.00	Group Insurance		Blue Cross Blue Shie	1,074.54				
100 2650.512100.00	Group Insurance		Blue Cross Blue Shie	1,562.50				
100 3200.512100.00	Group Insurance		Blue Cross Blue Shie	59,159.28				
100 4100.512100.00	Group Insurance		Blue Cross Blue Shie	1,560.65				72,398.33
000089	APeal Agency, Inc.							
I-290	APeal Agency, Inc.	R	10/16/2015			020202		
100 3200.521200.00	Prof Svcs		APeal Agency, Inc.	276.00				276.00
000118	Peace Officers'							
I-October 2015	Peace Officers'	R	10/16/2015			020203		
100 0000.121300.15	POAB Deduction Payable		Peace Officers'	660.00				660.00
000130	Translation Station, INC							
I-08182015	Translation Station, INC	R	10/16/2015			020204		
100 2650.521300.00	Technical Svcs		Translation Station,	379.00				
I-51944	Translation Station, INC	R	10/16/2015			020204		
100 2650.521300.00	Technical Svcs		Translation Station,	179.78				
I-52249	Translation Station, INC	R	10/16/2015			020204		
100 2650.521300.00	Technical Svcs		Translation Station,	309.90				
I-52424	Translation Station, INC	R	10/16/2015			020204		
100 2650.521300.00	Technical Svcs		Translation Station,	316.80				
I-52531	Translation Station, INC	R	10/16/2015			020204		
100 2650.521300.00	Technical Svcs		Translation Station,	444.16				
I-52683	Translation Station, INC	R	10/16/2015			020204		
100 2650.521300.00	Technical Svcs		Translation Station,	314.50				
I-52859	Translation Station, INC	R	10/16/2015			020204		
100 2650.521300.00	Technical Svcs		Translation Station,	419.15				2,363.29
000138	Riley McLendon, LLC							
I-52928	Riley McLendon, LLC	R	10/16/2015			020205		
350 4200.541400.00	Infrastructure		Riley McLendon, LLC	755.56				
I-62922	Riley McLendon, LLC	R	10/16/2015			020205		
100 1530.521200.01	Prof Svcs-Legal		Riley McLendon, LLC	12,500.00				
I-62924	Riley McLendon, LLC	R	10/16/2015			020205		
100 1530.521200.02	Prof Svcs-Litigation		Riley McLendon, LLC	3,271.00				
I-62925	Riley McLendon, LLC	R	10/16/2015			020205		
100 2650.521200.03	Prof Svcs-Court Solicitor		Riley McLendon, LLC	7,395.00				
I-62926	Riley McLendon, LLC	R	10/16/2015			020205		
350 4200.541400.00	Infrastructure		Riley McLendon, LLC	63.00				
I-62927	Riley McLendon, LLC	R	10/16/2015			020205		
560 4320.521200.09	Prof Svcs-Stormwater		Riley McLendon, LLC	136.66				24,121.22

VENDOR SET: 01 City of Dunwoody, GA

BANK: 03 Suntrust Disbursement Acc

DATE RANGE:10/01/2015 THRU 10/31/2015

VENDOR I.D.	NAME	STATUS	CHECK DATE	AMOUNT	DISCOUNT	CHECK NO	CHECK STATUS	CHECK AMOUNT
000149	AT&T							
I-November 2015	AT&T	R	10/16/2015			020206		
100 1535.523200.00	Communications	AT&T		141.09				141.09
000150	Fidelity Security Life Insuran							
I-7021254	Fidelity Security Life Insuran	R	10/16/2015			020207		
100 0000.121300.12	EE-Vision Payable	Fidelity Security Li		481.34				481.34
000156	Powell, Hugh R							
I-2037	Powell, Hugh R	R	10/16/2015			020208		
100 2650.521200.00	Prof Svcs	Powell, Hugh R		1,350.00				1,350.00
000160	Georgia Technology Authority							
I-924-660880915	Georgia Technology Authority	R	10/16/2015			020209		
100 3200.521300.00	Technical Svcs	Georgia Technology A		432.99				432.99
000163	Metro Materials Inc.							
I-41322	Metro Materials Inc.	R	10/16/2015			020210		
100 4200.531100.00	Supplies	Metro Materials Inc.		1,305.71				1,305.71
000165	Vulcan Materials Company							
I-11368815	Vulcan Materials Company	R	10/16/2015			020211		
100 4200.531100.00	Supplies	Vulcan Materials Com		780.85				
I-11376955	Vulcan Materials Company	R	10/16/2015			020211		
560 4320.531100.00	Supplies	Vulcan Materials Com		575.83				
I-21212025088	Vulcan Materials Company	R	10/16/2015			020211		
560 4320.531100.00	Supplies	Vulcan Materials Com		428.50				
I-21212025138	Vulcan Materials Company	R	10/16/2015			020211		
560 4320.531100.00	Supplies	Vulcan Materials Com		428.50				2,213.68
000196	Georgia Management Agency, Inc							
I-59054	Georgia Management Agency, Inc	R	10/16/2015			020212		
560 4320.522200.00	Repairs & Maintenance	Georgia Management A		26,054.03				
100 4200.522200.02	R&M - Street Maintenance	Georgia Management A		33,906.60				
I-59065	Georgia Management Agency, Inc	R	10/16/2015			020212		
560 4320.522200.00	Repairs & Maintenance	Georgia Management A		25,600.51				
100 4200.522200.02	R&M - Street Maintenance	Georgia Management A		40,870.60				126,431.74
000206	Georgia Power							
I-2363815	Georgia Power	R	10/16/2015			020213		
350 6200.541200.00	Site improvements	Georgia Power		604.00				604.00
000206	Georgia Power							
I-September 2015	Georgia Power	R	10/16/2015			020214		
100 4100.531230.00	Electricity	Georgia Power		38,819.03				
100 6200.531230.00	Utilities	Georgia Power		7,863.27				46,682.30

VENDOR SET: 01 City of Dunwoody, GA

BANK: 03 Suntrust Disbursement Acc

DATE RANGE:10/01/2015 THRU 10/31/2015

VENDOR I.D.	NAME	STATUS	CHECK DATE	AMOUNT	DISCOUNT	CHECK NO	CHECK STATUS	CHECK AMOUNT
000210	Rotary Club of Dunwoody, GA In							
I-3537	Rotary Club of Dunwoody, GA In	R	10/16/2015			020215		
100 1110.523600.00	Dues & Fees		Rotary Club of Dunwo	425.00				
I-Special Event Ref	Rotary Club of Dunwoody, GA In	R	10/16/2015			020215		
100 0000.321900.01	Other Licenses and permits		Rotary Club of Dunwo	1,100.00				1,525.00
000262	Dunwoody Perimeter Chamber							
I-7016	Dunwoody Perimeter Chamber	R	10/16/2015			020216		
100 7500.523300.00	Advertising		Dunwoody Perimeter C	240.00				
I-7084	Dunwoody Perimeter Chamber	R	10/16/2015			020216		
100 1110.523600.00	Dues & Fees		Dunwoody Perimeter C	25.00				265.00
000269	DeKalb County Georgia							
I-6305611/Sept 2015	DeKalb County Georgia	R	10/16/2015			020217		
100 6200.531230.00	Utilities		DeKalb County Georgi	64.94				
I-6305655/Sept2015	DeKalb County Georgia	R	10/16/2015			020217		
100 6200.531230.00	Utilities		DeKalb County Georgi	72.15				
I-6305677/Sept 2015	DeKalb County Georgia	R	10/16/2015			020217		
100 6200.531230.00	Utilities		DeKalb County Georgi	359.87				
I-6305688/Sept 2015	DeKalb County Georgia	R	10/16/2015			020217		
100 6200.531230.00	Utilities		DeKalb County Georgi	42.88				539.84
000331	Tyler Technologies, Inc							
I-025-136685	Tyler Technologies, Inc	R	10/16/2015			020218		
100 2650.522200.00	Repairs & Maintenance		Tyler Technologies,	1,415.00				1,415.00
001065	State Road and Tollway Authori							
I-LCI Project T-7	State Road and Tollway Authori	R	10/16/2015			020219		
100 4100.523600.00	Dues & Fees		State Road and Tollw	250.00				250.00
001097	US Department of Homeland Secu							
I-SAVE-356018	US Department of Homeland Secu	R	10/16/2015			020220		
100 1516.521300.00	Technical Services		US Department of Hom	25.00				25.00
001107	TerraMark							
I-T2014-138-8366	TerraMark	R	10/16/2015			020221		
560 4320.521200.09	Prof Svcs-Stormwater		TerraMark	7,362.30				
I-T2014-138-8512	TerraMark	R	10/16/2015			020221		
560 4320.521200.09	Prof Svcs-Stormwater		TerraMark	2,462.30				9,824.60
001274	Nova Engineering and Environme							
I-0112329	Nova Engineering and Environme	R	10/16/2015			020222		
350 4200.522200.00	Repairs & Maintenance		Nova Engineering and	13,977.50				13,977.50

VENDOR SET: 01 City of Dunwoody, GA

BANK: 03 Suntrust Disbursement Acc

DATE RANGE:10/01/2015 THRU 10/31/2015

VENDOR I.D.	NAME	STATUS	CHECK DATE	AMOUNT	DISCOUNT	CHECK NO	CHECK STATUS	CHECK AMOUNT
001277	Allied Paving Contractors, Inc							
I-6871	Allied Paving Contractors, Inc	R	10/16/2015			020223		
350 4200.522200.00	Repairs & Maintenance	Allied Paving Contra		528,449.30				528,449.30
001328	LexisNexis Risk Data Managemen							
I-1502895-20150930	LexisNexis Risk Data Managemen	R	10/16/2015			020224		
100 1511.521300.00	Technical Services	LexisNexis Risk Data		50.00				50.00
001345	JEL Consulting Group, LLC							
I-232	JEL Consulting Group, LLC	R	10/16/2015			020225		
100 7500.521200.00	Professional Services	JEL Consulting Group		2,500.00				2,500.00
001443	Arborgaurd							
I-Iatl70872	Arborgaurd	R	10/16/2015			020226		
560 4320.522200.00	Repairs & Maintenance	Arborgaurd		180.00				
I-Iatl73425	Arborgaurd	R	10/16/2015			020226		
560 4320.522200.00	Repairs & Maintenance	Arborgaurd		90.00				270.00
001444	Kenneth Wickham							
I-9/30/2015	Kenneth Wickham	R	10/16/2015			020227		
100 2650.521200.00	Prof Svcs	Kenneth Wickham		400.00				400.00
001549	Gas South, LLC							
I-October 2015	Gas South, LLC	R	10/16/2015			020228		
100 6200.531230.00	Utilities	Gas South, LLC		483.79				483.79
001605	Planners & Engineers Collabora							
I-34410	Planners & Engineers Collabora	R	10/16/2015			020229		
560 4320.522200.00	Repairs & Maintenance	Planners & Engineers		1,135.00				1,135.00
001650	American United Life Insurance							
I-20150901AR01	American United Life Insurance	R	10/16/2015			020230		
100 1540.512900.00	Other Employment Benefits	American United Life		312.50				312.50
001686	Emily G's LLC							
I-1265	Emily G's LLC	R	10/16/2015			020231		
100 1570.531100.00	Supplies	Emily G's LLC		125.99				125.99
001690	Oldcastle Precast Inc.							
I-410131578	Oldcastle Precast Inc.	R	10/16/2015			020232		
560 4320.531100.00	Supplies	Oldcastle Precast In		546.45				
I-410131674	Oldcastle Precast Inc.	R	10/16/2015			020232		
560 4320.531100.00	Supplies	Oldcastle Precast In		127.05				673.50

VENDOR SET: 01 City of Dunwoody, GA

BANK: 03 Suntrust Disbursement Acc

DATE RANGE:10/01/2015 THRU 10/31/2015

VENDOR I.D.	NAME	STATUS	CHECK DATE	AMOUNT	DISCOUNT	CHECK NO	CHECK STATUS	CHECK AMOUNT
001750	Riley McLendon, LLC II							
I-Parcel 1	Riley McLendon, LLC II	R	10/16/2015			020233		
350 4200.541400.00	Infrastructure	Riley McLendon, LLC		15,000.00				15,000.00
001799	Colliers International - Atlan							
I-October 2015	Colliers International - Atlan	R	10/16/2015			020234		
100 0000.381100.00	Rental Commissions	Colliers Internation		370.92				370.92
001820	Sharon Dickson, LLC							
I-09/23/2015	Sharon Dickson, LLC	R	10/16/2015			020235		
100 2650.521200.00	Prof Svcs	Sharon Dickson, LLC		400.00				400.00
001824	Veith Traffic Services, LLC							
I-3011-17	Veith Traffic Services, LLC	R	10/16/2015			020236		
100 4200.522200.03	R&M - Traffic Signals	Veith Traffic Servic		640.00				640.00
001825	Randstad US LP							
I-R18447421	Randstad US LP	R	10/16/2015			020237		
100 2650.521300.00	Technical Svcs	Randstad US LP		423.61				423.61
001832	NEC CORPORATION OF AMERICA							
I-MC000033261	NEC CORPORATION OF AMEROCA	R	10/16/2015			020238		
100 3200.522200.01	Repairs & Maintenance-Software	NEC CORPORATION OF A		6,073.00				6,073.00
001833	Marny Heit							
I-Bryant Steward	Marny Heit	R	10/16/2015			020239		
100 2650.521200.04	Prof Svcs-Public Defender	Marny Heit		240.00				
I-Carolyn Demere	Marny Heit	R	10/16/2015			020239		
100 2650.521200.04	Prof Svcs-Public Defender	Marny Heit		170.00				
I-Denise Lowe	Marny Heit	R	10/16/2015			020239		
100 2650.521200.04	Prof Svcs-Public Defender	Marny Heit		240.00				
I-Karen Macias	Marny Heit	R	10/16/2015			020239		
100 2650.521200.04	Prof Svcs-Public Defender	Marny Heit		290.00				
I-Larnetta Hawthorne	Marny Heit	R	10/16/2015			020239		
100 2650.521200.04	Prof Svcs-Public Defender	Marny Heit		120.00				
I-Rebecca Dubose	Marny Heit	R	10/16/2015			020239		
100 2650.521200.04	Prof Svcs-Public Defender	Marny Heit		190.00				
I-Tracy Wilson	Marny Heit	R	10/16/2015			020239		
100 2650.521200.04	Prof Svcs-Public Defender	Marny Heit		190.00				1,440.00
001868	American Heritage Life Insuran							
I-19795/October 2015	American Heritage Life Insuran	R	10/16/2015			020240		
100 0000.121300.18	AFLAC Deductions Payable	American Heritage Li		1,819.08				1,819.08

VENDOR SET: 01 City of Dunwoody, GA

BANK: 03 Suntrust Disbursement Acc

DATE RANGE:10/01/2015 THRU 10/31/2015

VENDOR I.D.	NAME	STATUS	CHECK DATE	AMOUNT	DISCOUNT	CHECK NO	CHECK STATUS	CHECK AMOUNT
001870	Health Point Chiropractic & We							
I-September 2015	Health Point Chiropractic & We	R	10/16/2015			020241		
100 1540.512900.00	Other Employment Benefits	Health Point Chiropr		385.00				385.00
001873	Evans Acquisition Services							
I-4	Evans Acquisition Services	R	10/16/2015			020242		
350 4200.541400.00	Infrastructure	Evans Acquisition Se		625.00				625.00
001885	Baldwin Paving Company, Inc.							
I-Pay App 2	Baldwin Paving Company, Inc.	R	10/16/2015			020243		
350 4200.522200.00	Repairs & Maintenance	Baldwin Paving Compa		389,557.50				389,557.50
001917	Reliable Traffic Data Services							
I-3721	Reliable Traffic Data Services	R	10/16/2015			020244		
100 4100.521200.00	Prof Svcs	Reliable Traffic Dat		2,880.00				2,880.00
001926	Greater Gwinnett Plumbing, Inc							
I-9914	Greater Gwinnett Plumbing, Inc	R	10/16/2015			020245		
100 6200.522200.06	R&M-Parks	Greater Gwinnett Plu		158.00				
I-9917	Greater Gwinnett Plumbing, Inc	R	10/16/2015			020245		
100 6200.522200.06	R&M-Parks	Greater Gwinnett Plu		189.00				347.00
001928	Kilpatrick Townsend & Stockton							
I-11683151	Kilpatrick Townsend & Stockton	R	10/16/2015			020246		
100 1530.521200.02	Prof Svcs-Litigation	Kilpatrick Townsend		988.00				988.00
001929	Ecoflo Holding, Inc.							
I-SI061906	Ecoflo Holding, Inc.	R	10/16/2015			020247		
100 7000.521300.00	Technical Svcs	Ecoflo Holding, Inc.		16,489.75				16,489.75
001930	Acevedo Interpretation & Media							
I-380	Acevedo Interpretation & Media	R	10/16/2015			020248		
100 2650.521300.00	Technical Svcs	Acevedo Interpretati		810.00				810.00
1	SHRM							
I-01638930/S.Huggins	SHRM:	R	10/16/2015			020249		
100 1540.531400.00	Books & Periodicals	SHRM:		190.00				190.00
1	Cox Automotive							
I-9/18/15 AlcoholRef	Cox Automotive:	R	10/16/2015			020250		
100 0000.347900.00	Pavilion Rentals	Cox Automotive:		200.00				200.00
1	Kim Saunders							
I-9/27/15 Refund	Kim Saunders:	R	10/16/2015			020251		
100 0000.347900.00	Pavilion Rentals	Kim Saunders:		200.00				200.00

VENDOR SET: 01 City of Dunwoody, GA
 BANK: 03 Suntrust Disbursement Acc
 DATE RANGE:10/01/2015 THRU 10/31/2015

VENDOR I.D.	NAME	STATUS	CHECK DATE	AMOUNT	DISCOUNT	CHECK NO	CHECK STATUS	CHECK AMOUNT
1	Erik Thor Bendicks MD PC							
I-BusTax Refund	Erik Thor Bendicks MD PC:	R	10/16/2015			020252		
100 0000.316100.00	Business & Occupation Tax	Erik Thor Bendicks M		400.00				400.00
1	Dream Dachshund Rescue							
I-DREAM Refund	Dream Dachshund Rescue:	R	10/16/2015			020253		
100 0000.321100.00	Alcoholic Beverage Licenses	Dream Dachshund Resc		50.00				
100 0000.127103.00	Special Event Sign Dep Payable	Dream Dachshund Resc		100.00				
100 0000.321900.01	Other Licenses and permits	Dream Dachshund Resc		1,200.00				1,350.00
1	Lisa Surgi							
I-Hensley Refund	Lisa Surgi:	R	10/16/2015			020254		
350 4200.541400.00	Infrastructure	Lisa Surgi:		850.00				850.00
1	Reecie Campbell							
I-Huntington Refund	Reecie Campbell:	R	10/16/2015			020255		
100 0000.316100.00	Business & Occupation Tax	Reecie Campbell:		126.94				126.94
1	Michael Starling							
I-September 2015	Michael Starling:	R	10/16/2015			020256		
100 7500.531300.00	Food	Michael Starling:		118.74				
100 7500.523500.00	Travel	Michael Starling:		30.00				
100 7500.523300.00	Advertising	Michael Starling:		750.00				898.74
1	Mother's Movie, LLC							
I-Sign Permit Deposi	Mother's Movie, LLC:	R	10/16/2015			020257		
100 0000.127103.00	Special Event Sign Dep Payable	Mother's Movie, LLC:		250.00				250.00
1	Townies 2 Productions, LLC							
I-Townies Sign Dep(2	Townies 2 Productions, LLC:	R	10/16/2015			020258		
100 0000.127103.00	Special Event Sign Dep Payable	Townies 2 Production		250.00				250.00
000008	CIT Technology Fin Serv Inc							
I-27652898	CIT Technology Fin Serv Inc	R	10/30/2015			020259		
100 1565.522300.00	Rentals	CIT Technology Fin S		733.00				733.00
000029	Lowe Engineers, LLC							
I-15747	Stormwater Prof Fees	R	10/30/2015			020260		
560 4320.521200.09	Prof Svcs-Stormwater	Stormwater Prof Fees		9,900.00				9,900.00
000042	Atlanta Journal-Constitution							
I-70859340/Renewal	Atlanta Journal-Constitution	R	10/30/2015			020261		
100 1320.531400.00	Books & Periodicals	Atlanta Journal-Cons		138.96				138.96

VENDOR SET: 01 City of Dunwoody, GA
 BANK: 03 Suntrust Disbursement Acc
 DATE RANGE: 10/01/2015 THRU 10/31/2015

VENDOR I.D.	NAME	STATUS	CHECK DATE	AMOUNT	DISCOUNT	CHECK NO	CHECK STATUS	CHECK AMOUNT
000074	Standard Insurance							
I-November 2015	Standard Insurance	R	10/30/2015			020262		
100 1320.512100.00	Group Insurance		Standard Insurance	317.75				
100 1330.512100.00	Group Insurance		Standard Insurance	106.99				
100 1511.512100.00	Group Insurance		Standard Insurance	162.68				
100 1540.512100.00	Group Insurance		Standard Insurance	62.07				
100 2650.512100.00	Group Insurance		Standard Insurance	108.66				
100 3200.512100.00	Group Insurance		Standard Insurance	4,144.44				
100 4100.512100.00	Group Insurance		Standard Insurance	136.34				5,038.93
000129	Verizon Wireless Services LLC							
I-9753929264	Verizon Wireless Services LLC	R	10/30/2015			020263		
100 1110.523200.00	Communications		Verizon Wireless Ser	60.68				
100 1110.523200.00	Communications		Verizon Wireless Ser	38.01				
100 1320.523200.00	Communications		Verizon Wireless Ser	136.70				
100 1330.523200.00	Communications		Verizon Wireless Ser	90.95				
100 1511.523200.00	Communications		Verizon Wireless Ser	97.58				
100 2650.523200.00	Communications		Verizon Wireless Ser	60.68				
100 3200.523200.00	Communications		Verizon Wireless Ser	7,456.57				
100 4100.523200.00	Communications		Verizon Wireless Ser	98.69				
100 6200.523200.00	Communications		Verizon Wireless Ser	38.01				8,077.87
000159	Purchase Power							
I-Ocotber 2015	Purchase Power	R	10/30/2015			020264		
100 1110.523200.00	Communications		Purchase Power	8.68				
100 1330.523200.00	Communications		Purchase Power	4.20				
100 1512.523200.00	Communications		Purchase Power	78.04				
100 1516.523200.00	Communications		Purchase Power	2,084.54				
100 1517.523200.00	Communications		Purchase Power	13.28				
100 1530.523200.00	Communications		Purchase Power	21.54				
100 1540.523200.00	Communications		Purchase Power	7.06				
100 2650.523200.00	Communications		Purchase Power	211.26				
100 3200.523200.00	Communications		Purchase Power	103.45				
100 4100.523200.00	Communications		Purchase Power	16.16				
100 7000.523200.00	Communications		Purchase Power	262.23				2,810.44
000163	Metro Materials Inc.							
I-41397	Metro Materials Inc.	R	10/30/2015			020265		
100 4200.531100.00	Supplies		Metro Materials Inc.	1,213.39				
I-41631	Metro Materials Inc.	R	10/30/2015			020265		
100 4200.531100.00	Supplies		Metro Materials Inc.	1,899.02				3,112.41
000165	Vulcan Materials Company							
I-11383053	Vulcan Materials Company	R	10/30/2015			020266		
100 4200.531100.00	Supplies		Vulcan Materials Com	578.84				
I-21212025279	Vulcan Materials Company	R	10/30/2015			020266		
100 4200.531100.00	Supplies		Vulcan Materials Com	587.50				
I-21212025893	Vulcan Materials Company	R	10/30/2015			020266		

VENDOR SET: 01 City of Dunwoody, GA

BANK: 03 Suntrust Disbursement Acc

DATE RANGE:10/01/2015 THRU 10/31/2015

VENDOR I.D.	NAME	STATUS	CHECK DATE	AMOUNT	DISCOUNT	CHECK NO	CHECK STATUS	CHECK AMOUNT
000165	Vulcan Materials CompaCONT							
I-21212025893	Vulcan Materials Company	R	10/30/2015			020266		
100 4200.531100.00	Supplies		Vulcan Materials Com	428.50				1,594.84
000196	Georgia Management Agency, Inc							
I-59066	Georgia Management Agency, Inc	R	10/30/2015			020267		
100 4200.522200.03	R&M - Traffic Signals		Georgia Management A	37,009.61				37,009.61
000206	Georgia Power							
I-00751-7341/Sept15	Georgia Power	R	10/30/2015			020268		
100 6200.531230.00	Utilities		Georgia Power	1,336.43				1,336.43
000210	Rotary Club of Dunwoody, GA In							
I-3515	Rotary Club of Dunwoody, GA In	R	10/30/2015			020269		
100 3200.523600.00	Dues & Fees		Rotary Club of Dunwo	425.00				
I-RunDunwoody	Rotary Club of Dunwoody, GA In	R	10/30/2015			020269		
100 0000.127103.00	Special Event Sign Dep Payable		Rotary Club of Dunwo	100.00				
100 0000.321900.01	Other Licenses and permits		Rotary Club of Dunwo	600.00				1,125.00
000211	GIRMA							
I-233309	GIRMA	R	10/30/2015			020270		
100 7000.523100.01	Insurance Claims		GIRMA	2,700.00				2,700.00
000211	GIRMA							
I-233380	GIRMA	R	10/30/2015			020271		
100 4100.523100.01	Claims		GIRMA	603.64				603.64
000226	GA Chapter FBINAA							
I-Grogan-Winter Conf	FBI CAAA	R	10/30/2015			020272		
100 3200.523700.00	Education & Training		FBI CAAA	60.00				60.00
000269	DeKalb County Georgia							
I-5986738/Aug 2015	DeKalb County Georgia	R	10/30/2015			020273		
100 6200.531230.00	Utilities		DeKalb County Georgi	6.28				
I-6305622/Sept15 (2)	DeKalb County Georgia	R	10/30/2015			020273		
100 6200.531230.00	Utilities		DeKalb County Georgi	6.52				
I-6563314/Oct 2015	DeKalb County Georgia	R	10/30/2015			020273		
100 6200.531230.00	Utilities		DeKalb County Georgi	538.74				
I-6563314/Sept 2015	DeKalb County Georgia	R	10/30/2015			020273		
100 6200.531230.00	Utilities		DeKalb County Georgi	326.84				
I-6697277/ Oct 2015	DeKalb County Georgia	R	10/30/2015			020273		
100 6200.531230.00	Utilities		DeKalb County Georgi	63.30				
I-6698863/Oct 2015	DeKalb County Georgia	R	10/30/2015			020273		
100 6200.531230.00	Utilities		DeKalb County Georgi	138.25				1,079.93

VENDOR SET: 01 City of Dunwoody, GA
 BANK: 03 Suntrust Disbursement Acc
 DATE RANGE:10/01/2015 THRU 10/31/2015

VENDOR I.D.	NAME	STATUS	CHECK DATE	AMOUNT	DISCOUNT	CHECK NO	CHECK STATUS	CHECK AMOUNT
000307	DeKalb County District Attorne							
I-15CV7526-2	DeKalb County District Attorne	R	10/30/2015			020274		
212 0000.351320.00	Cash Confiscation		DeKalb County Distri	260.00				
212 0000.351320.00	Cash Confiscation		DeKalb County Distri	985.40				1,245.40
000331	Tyler Technologies, Inc							
I-025-138358	Tyler Technologies, Inc	R	10/30/2015			020275		
100 2650.522200.00	Repairs & Maintenance		Tyler Technologies,	200.00				200.00
001009	Kimley-Horn and Associates, In							
I-7083754	Kimley-Horn and Associates, In	R	10/30/2015			020276		
350 4200.541400.00	Infrastructure		Kimley-Horn and Asso	7,353.28				7,353.28
001026	Guardian - Appleton							
I-November 2015	Guardian - Appleton	R	10/30/2015			020277		
100 1110.512100.00	Group Insurance		Guardian - Appleton	330.62				
100 1320.512100.00	Group Insurance		Guardian - Appleton	224.75				
100 1330.512100.00	Group Insurance		Guardian - Appleton	71.67				
100 1511.512100.00	Group Insurance		Guardian - Appleton	131.09				
100 1540.512100.00	Group Insurance		Guardian - Appleton	71.67				
100 2650.512100.00	Group Insurance		Guardian - Appleton	127.88				
100 3200.512100.00	Group Insurance		Guardian - Appleton	4,800.48				
100 4100.512100.00	Group Insurance		Guardian - Appleton	131.09				5,889.25
001198	Adrian Security Co.							
I-30485	Adrian Security Co.	R	10/30/2015			020278		
100 6200.522200.06	R&M-Parks		Adrian Security Co.	817.00				817.00
001274	Nova Engineering and Environme							
I-0112436	Nova Engineering and Environme	R	10/30/2015			020279		
100 4200.522200.02	R&M - Street Maintenance		Nova Engineering and	13,860.00				
I-0113613	Nova Engineering and Environme	R	10/30/2015			020279		
100 4200.522200.02	R&M - Street Maintenance		Nova Engineering and	9,397.50				23,257.50
001275	LMI Systems, Inc							
I-1062540	LMI Systems, Inc	R	10/30/2015			020280		
100 6200.522200.06	R&M-Parks		LMI Systems, Inc	67.00				67.00
001316	Lose and Associates							
I-20150944	Lose and Associates	R	10/30/2015			020281		
350 6200.541200.00	Site improvements		Lose and Associates	375.00				375.00
001414	Geo-Hydro Engineers, Inc.							
I-50467	Geo-Hydro Engineers, Inc.	R	10/30/2015			020282		
350 6200.541200.00	Site improvements		Geo-Hydro Engineers,	1,089.00				
I-50468	Geo-Hydro Engineers, Inc.	R	10/30/2015			020282		
350 6200.541200.00	Site improvements		Geo-Hydro Engineers,	2,276.60				3,365.60

VENDOR SET: 01 City of Dunwoody, GA

BANK: 03 Suntrust Disbursement Acc

DATE RANGE:10/01/2015 THRU 10/31/2015

VENDOR I.D.	NAME	STATUS	CHECK DATE	AMOUNT	DISCOUNT	CHECK NO	CHECK STATUS	CHECK AMOUNT
001415	Rite Way							
I-375560	Rite Way	R	10/30/2015			020283		
100 6200.522200.06	R&M-Parks	Rite Way		1,621.32				1,621.32
001444	Kenneth Wickham							
I-10/21/2015	Kenneth Wickham	R	10/30/2015			020284		
100 2650.521200.00	Prof Svcs	Kenneth Wickham		400.00				400.00
001457	Peace Officers Association of							
I-Rashida Moore	Peace Officers Association of	R	10/30/2015			020285		
100 3200.523600.00	Dues & Fees	Peace Officers Assoc		20.00				20.00
001477	Gresham, Smith and Partners							
I-0689220	Gresham, Smith and Partners	R	10/30/2015			020286		
100 4100.521200.00	Prof Svcs	Gresham, Smith and P		13,900.00				13,900.00
001542	Southeastern Engineering Inc (
I-16770	Southeastern Engineering Inc (R	10/30/2015			020287		
350 4200.541400.00	Infrastructure	Southeastern Enginee		3,100.00				
I-16771	Southeastern Engineering Inc (R	10/30/2015			020287		
350 4200.541400.00	Infrastructure	Southeastern Enginee		5,625.00				8,725.00
001656	De Lage Landen							
I-47654649	De Lage Landen	R	10/30/2015			020288		
100 3200.522300.00	Rentals	De Lage Landen		304.00				
I-47678626	De Lage Landen	R	10/30/2015			020288		
100 3200.522300.00	Rentals	De Lage Landen		385.27				689.27
001659	Fisher & Phillips							
I-29769-951845	Fisher & Phillips	R	10/30/2015			020289		
100 1540.523700.00	Education & Training	Fisher & Phillips		200.00				200.00
001712	Mulkey, Inc.							
I-2013032-19	Mulkey, Inc.	R	10/30/2015			020290		
350 4200.541400.00	Infrastructure	Mulkey, Inc.		441.60				441.60
001719	Perimeter Community Improvemen							
I-12855 (3)	Perimeter Community Improvemen	R	10/30/2015			020291		
250 4002.522200.12	Repairs & Maintenance - PTO	Perimeter Community		47,902.25				
I-12855 (4)	Perimeter Community Improvemen	R	10/30/2015			020291		
250 4002.522200.12	Repairs & Maintenance - PTO	Perimeter Community		203,391.56				251,293.81
001727	Willmer Engineering, Inc.							
I-95386	Willmer Engineering, Inc.	R	10/30/2015			020292		
350 4200.541400.00	Infrastructure	Willmer Engineering,		2,278.60				2,278.60

VENDOR SET: 01 City of Dunwoody, GA
 BANK: 03 Suntrust Disbursement Acc
 DATE RANGE:10/01/2015 THRU 10/31/2015

VENDOR I.D.	NAME	STATUS	CHECK DATE	AMOUNT	DISCOUNT	CHECK NO	CHECK STATUS	CHECK AMOUNT
001732	AT&T Mobility II LLC							
I-070155-0715	AT&T Mobility II LLC	R	10/30/2015			020293		
215 3800.523200.00	Communications	AT&T Mobility II LLC		6,558.00				6,558.00
001756	Georgia Snacks							
I-137	Georgia Snacks	R	10/30/2015			020294		
100 1540.512900.00	Other Employment Benefits	Georgia Snacks		800.00				800.00
001780	Partners Risk Services, LLC							
I-106356	Partners Risk Services, LLC	R	10/30/2015			020295		
100 6200.523100.00	Property/Liability Insurance	Partners Risk Servic		3,234.40				
I-106357	Partners Risk Services, LLC	R	10/30/2015			020295		
100 6200.523100.00	Property/Liability Insurance	Partners Risk Servic		1,939.60				5,174.00
001787	Optech RWM, LLC							
I-D0915	Optech RWM, LLC	R	10/30/2015			020296		
100 4200.522200.05	R&M - Right of Way Maint	Optech RWM, LLC		1,666.66				
100 6200.522200.06	R&M-Parks	Optech RWM, LLC		29,177.74				
100 6200.531100.00	Supplies	Optech RWM, LLC		7,760.50				38,604.90
001796	IPR Southeast LLC							
I-52605901-001	1158 Hidden Ridge Lane	R	10/30/2015			020297		
560 4320.522200.00	Repairs & Maintenance	1158 Hidden Ridge La		11,495.00				11,495.00
001820	Sharon Dickson, LLC							
I-October 2015	Sharon Dickson, LLC	R	10/30/2015			020298		
100 2650.521200.00	Prof Svcs	Sharon Dickson, LLC		800.00				800.00
001825	Randstad US LP							
I-R18481174	Randstad US LP	R	10/30/2015			020299		
100 2650.521300.00	Technical Svcs	Randstad US LP		619.61				
I-R18514167	Randstad US LP	R	10/30/2015			020299		
100 2650.521300.00	Technical Svcs	Randstad US LP		282.49				902.10
001833	Marny Heit							
I-Ronald Cook	Marny Heit	R	10/30/2015			020300		
100 2650.521200.04	Prof Svcs-Public Defender	Marny Heit		190.00				
I-Stanley Melvin	Marny Heit	R	10/30/2015			020300		
100 2650.521200.04	Prof Svcs-Public Defender	Marny Heit		170.00				360.00
001885	Baldwin Paving Company, Inc.							
I-Pay App 3	Baldwin Paving Company, Inc.	R	10/30/2015			020301		
350 4200.522200.00	Repairs & Maintenance	Baldwin Paving Compa		305,965.00				305,965.00

VENDOR SET: 01 City of Dunwoody, GA
 BANK: 03 Suntrust Disbursement Acc
 DATE RANGE:10/01/2015 THRU 10/31/2015

VENDOR I.D.	NAME	STATUS	CHECK DATE	AMOUNT	DISCOUNT	CHECK NO	CHECK STATUS	CHECK AMOUNT
001888	GS Construction, Inc.							
I-Pay App 6 Water	GS Construction, Inc.	R	10/30/2015			020302		
350 4200.541400.00	Infrastructure	GS Construction, Inc		27,000.00				27,000.00
001901	North Metro Waste, Inc.							
I-630078	North Metro Waste, Inc.	R	10/30/2015			020303		
100 4200.522200.02	R&M - Street Maintenance	North Metro Waste, I		1,100.00				1,100.00
001923	Divots Sportswear Co., Inc.							
I-261917	Divots Sportswear Co., Inc.	R	10/30/2015			020304		
100 0000.111900.00	Accounts Receivable	Divots Sportswear Co		58.12				
100 1110.531100.00	Supplies	Divots Sportswear Co		332.74				
100 1320.531100.00	Supplies	Divots Sportswear Co		165.44				
100 2650.531100.00	Supplies	Divots Sportswear Co		236.45				
100 1540.531100.00	Supplies	Divots Sportswear Co		81.62				
100 4100.531100.00	Supplies	Divots Sportswear Co		50.87				
100 0000.111900.00	Accounts Receivable	Divots Sportswear Co		39.55				
100 0000.111900.00	Accounts Receivable	Divots Sportswear Co		1,235.72				2,200.51
001931	GA Public Safety Training Cent							
I-26-16-LBII15133	GA Public Safety Training Cent	R	10/30/2015			020305		
100 3200.531100.01	Supplies-Explorer Program	GA Public Safety Tra		6,080.00				6,080.00
001932	WATERWORKS ATLANTA, INC.							
I-15-0558	WATERWORKS ATLANTA, INC.	R	10/30/2015			020306		
100 6200.522200.06	R&M-Parks	WATERWORKS ATLANTA,		440.00				440.00
001933	Metro Green Recycling, L.L.C.							
I-16096	Metro Green Recycling, L.L.C.	R	10/30/2015			020307		
100 4200.522200.02	R&M - Street Maintenance	Metro Green Recyclin		75.00				
I-16280	Metro Green Recycling, L.L.C.	R	10/30/2015			020307		
100 4200.522200.02	R&M - Street Maintenance	Metro Green Recyclin		175.00				250.00
001934	Police Executive Research Foru							
I-2086	Police Executive Research Foru	R	10/30/2015			020308		
211 3200.523700.00	Education & Training	Police Executive Res		9,000.00				9,000.00
1	Assoc. of Nigerian Physicians							
I-ANPA Event Refund	Assoc. of Nigerian Physicians:	R	10/30/2015			020309		
100 0000.321900.01	Other Licenses and permits	Assoc. of Nigerian P		400.00				400.00
1	Stanley Convergent Security							
I-Corner Bakery	Stanley Convergent Security:	R	10/30/2015			020310		
100 0000.323100.00	Bldg Structures & Equipment	Stabey Convergent Se		304.12				304.12

VENDOR SET: 01 City of Dunwoody, GA
 BANK: 03 Suntrust Disbursement Acc
 DATE RANGE:10/01/2015 THRU 10/31/2015

VENDOR I.D.	NAME	STATUS	CHECK DATE	AMOUNT	DISCOUNT	CHECK NO	CHECK STATUS	CHECK AMOUNT
1	HDP-Spruill, LLC							
	I-OverpaidLDP14-8688 HDP-Spruill, LLC:	R	10/30/2015			020311		
	100 0000.323100.00 Bldg Structures & Equipment HDP-Spruill, LLC:			24,997.00				24,997.00
1	Peachtree Charter Middle							
	I-Sign Refund Peachtree Charter Middle:	R	10/30/2015			020312		
	100 0000.127103.00 Special Event Sign Dep PayablePeachtree Charter Mi			100.00				100.00
1	Michelle Scharf							
	I-Tour De Dunwoody Michelle Scharf:	R	10/30/2015			020313		
	100 0000.127103.00 Special Event Sign Dep PayableMichelle Scharf:			100.00				100.00

* * T O T A L S * *	NO	INVOICE AMOUNT	DISCOUNTS	CHECK AMOUNT
REGULAR CHECKS:	191	2,613,791.66	0.00	2,613,791.66
HAND CHECKS:	0	0.00	0.00	0.00
DRAFTS:	20	642,445.63	0.00	642,445.63
EFT:	0	0.00	0.00	0.00
NON CHECKS:	0	0.00	0.00	0.00
VOID CHECKS:	0	VOID DEBITS 0.00		
		VOID CREDITS 0.00	0.00	0.00

TOTAL ERRORS: 0

** G/L ACCOUNT TOTALS **

G/L ACCOUNT	NAME	AMOUNT
100 0000.111900.00	Accounts Receivable	1,333.39
100 0000.121110.00	PCard A/P Control	64,877.14
100 0000.121300.12	EE-Vision Payable	481.34
100 0000.121300.15	POAB Deduction Payable	660.00
100 0000.121300.16	Flex Spending Ded Payable	749.34
100 0000.121300.18	AFLAC Deductions Payable	1,819.08
100 0000.123310.00	Abated Rent	87,449.74
100 0000.127103.00	Special Event Sign Dep Payable	1,000.00
100 0000.311700.00	Franchise Fees	52,074.13
100 0000.316100.00	Business & Occupation Tax	684.41
100 0000.321100.00	Alcoholic Beverage Licenses	3,312.78
100 0000.321900.01	Other Licenses and permits	4,000.00
100 0000.323100.00	Bldg Structures & Equipment	25,301.12
100 0000.347900.00	Pavilion Rentals	1,000.00
100 0000.381100.00	Rental Commissions	370.92
100 1110.512100.00	Group Insurance	4,508.97
100 1110.523200.00	Communications	213.83

VENDOR SET: 01 City of Dunwoody, GA
 BANK: 03 Suntrust Disbursement Acc
 DATE RANGE:10/01/2015 THRU 10/31/2015

** G/L ACCOUNT TOTALS **

G/L ACCOUNT	NAME	AMOUNT
100 1110.523600.00	Dues & Fees	450.00
100 1110.531100.00	Supplies	332.74
100 1320.512100.00	Group Insurance	3,643.44
100 1320.523200.00	Communications	274.68
100 1320.531100.00	Supplies	165.44
100 1320.531400.00	Books & Periodicals	138.96
100 1330.512100.00	Group Insurance	1,431.86
100 1330.523200.00	Communications	191.76
100 1511.512100.00	Group Insurance	2,148.19
100 1511.521100.01	Official/Admin Svcs	104,652.39
100 1511.521200.00	Professional Services	4,583.32
100 1511.521300.00	Technical Services	50.00
100 1511.523200.00	Communications	195.20
100 1512.521200.00	Professional Services	1,137.05
100 1512.522200.00	Repairs & Maintenance	723.51
100 1512.523200.00	Communications	131.89
100 1516.521300.00	Technical Services	50.00
100 1516.523200.00	Communications	2,716.99
100 1517.523200.00	Communications	19.38
100 1530.521200.01	Prof Svcs-Legal	12,500.00
100 1530.521200.02	Prof Svcs-Litigation	4,259.00
100 1530.523200.00	Communications	21.54
100 1535.521100.01	Official/Admin Svcs	38,173.50
100 1535.523200.00	Communications	397.20
100 1540.512100.00	Group Insurance	1,208.28
100 1540.512900.00	Other Employment Benefits	4,062.92
100 1540.521300.00	Technical Services	139.50
100 1540.523200.00	Communications	7.55
100 1540.523700.00	Education & Training	200.00
100 1540.531100.00	Supplies	81.62
100 1540.531400.00	Books & Periodicals	190.00
100 1565.522200.00	Repairs & Maintenance	2,123.95
100 1565.522300.00	Rentals	9,231.75
100 1565.531230.00	Electricity	1,521.19
100 1570.521100.01	Official/Admin Svcs	25,662.75
100 1570.521200.00	Professional Services	2,250.00
100 1570.531100.00	Supplies	125.99
100 2650.512100.00	Group Insurance	2,035.58
100 2650.521200.00	Prof Svcs	3,750.00
100 2650.521200.03	Prof Svcs-Court Solicitor	7,395.00
100 2650.521200.04	Prof Svcs-Public Defender	1,800.00
100 2650.521300.00	Technical Svcs	6,016.40
100 2650.522200.00	Repairs & Maintenance	1,815.00
100 2650.523200.00	Communications	437.80
100 2650.531100.00	Supplies	236.45
100 3200.512100.00	Group Insurance	77,149.77

VENDOR SET: 01 City of Dunwoody, GA
 BANK: 03 Suntrust Disbursement Acc
 DATE RANGE:10/01/2015 THRU 10/31/2015

** G/L ACCOUNT TOTALS **

G/L ACCOUNT	NAME	AMOUNT
100 3200.521200.00	Prof Svcs	626.00
100 3200.521300.00	Technical Svcs	1,608.05
100 3200.522200.00	Repairs & Maintenance	1,077.22
100 3200.522200.01	Repairs & Maintenance-Software	6,073.00
100 3200.522300.00	Rentals	1,456.37
100 3200.523200.00	Communications	14,188.12
100 3200.523300.00	Advertising	795.00
100 3200.523500.00	Travel	33.82
100 3200.523600.00	Dues & Fees	445.00
100 3200.523700.00	Education & Training	60.00
100 3200.531100.00	Supplies-General	26.00
100 3200.531100.01	Supplies-Explorer Program	6,080.00
100 3200.531100.04	Supplies - Operating	1,334.98
100 3200.531270.00	Gasoline	12,313.83
100 4100.512100.00	Group Insurance	2,095.51
100 4100.521100.01	Official/Admin Svcs	18,750.00
100 4100.521200.00	Prof Svcs	30,683.13
100 4100.523100.01	Claims	603.64
100 4100.523200.00	Communications	219.63
100 4100.523600.00	Dues & Fees	250.00
100 4100.531100.00	Supplies	50.87
100 4100.531230.00	Electricity	39,620.12
100 4200.521200.00	Prof Services	1,227.60
100 4200.522200.02	R&M - Street Maintenance	105,101.30
100 4200.522200.03	R&M - Traffic Signals	37,649.61
100 4200.522200.05	R&M - Right of Way Maint	1,666.66
100 4200.531100.00	Supplies	13,192.54
100 6200.521100.01	Official/Admin Svcs	16,900.00
100 6200.521200.00	Professional Services	810.00
100 6200.522200.06	R&M-Parks	43,219.80
100 6200.523100.00	Property/Liability Insurance	5,174.00
100 6200.523200.00	Communications	76.02
100 6200.531100.00	Supplies	7,760.50
100 6200.531230.00	Utilities	18,003.21
100 7000.521100.01	Official/Admin Svcs	132,250.00
100 7000.521300.00	Technical Svcs	16,641.25
100 7000.523100.01	Insurance Claims	2,700.00
100 7000.523200.00	Communications	321.09
100 7500.521200.00	Professional Services	2,500.00
100 7500.523300.00	Advertising	2,240.00
100 7500.523500.00	Travel	30.00
100 7500.531300.00	Food	118.74
	*** FUND TOTAL ***	1,121,638.34
211 3200.523700.00	Education & Training	9,000.00
	*** FUND TOTAL ***	9,000.00

VENDOR SET: 01 City of Dunwoody, GA
 BANK: 03 Suntrust Disbursement Acc
 DATE RANGE:10/01/2015 THRU 10/31/2015

** G/L ACCOUNT TOTALS **

G/L ACCOUNT	NAME	AMOUNT
212 0000.351320.00	Cash Confiscation	1,245.40
	*** FUND TOTAL ***	1,245.40
215 3800.523200.00	Communications	12,583.80
215 3800.571000.00	Intergovernmental-E911	93,750.00
	*** FUND TOTAL ***	106,333.80
250 4002.522200.12	Repairs & Maintenance - PTO	251,293.81
250 4002.541400.14	TAP-Infrastructure	4,800.00
250 4006.541400.14	Bike Impl Plan-Infrastructure	25,413.68
	*** FUND TOTAL ***	281,507.49
350 1565.541300.00	Buildings	22,941.00
350 4200.522200.00	Repairs & Maintenance	1,260,306.55
350 4200.541400.00	Infrastructure	234,444.13
350 6200.521200.00	Professional Services	3,145.00
350 6200.541200.00	Site improvements	11,343.65
350 6200.542000.00	Machinery & Equipment	65,000.00
	*** FUND TOTAL ***	1,597,180.33
560 4320.521100.01	Official/Admin Svcs	8,333.17
560 4320.521200.09	Prof Svcs-Stormwater	28,887.86
560 4320.522200.00	Repairs & Maintenance	97,254.57
560 4320.531100.00	Supplies	2,106.33
	*** FUND TOTAL ***	136,581.93
960 6200.541200.00	Site improvements	2,750.00
	*** FUND TOTAL ***	2,750.00

VENDOR SET: 01	BANK: 03	TOTALS:	NO	INVOICE AMOUNT	DISCOUNTS	CHECK AMOUNT
			211	3,256,237.29	0.00	3,256,237.29
BANK: 03		TOTALS:	211	3,256,237.29	0.00	3,256,237.29

VENDOR SET: 01 City of Dunwoody, GA
 BANK: 05 Suntrust Municipal Court
 DATE RANGE:10/01/2015 THRU 10/31/2015

VENDOR I.D.	NAME	STATUS	CHECK DATE	AMOUNT	DISCOUNT	CHECK NO	CHECK STATUS	CHECK AMOUNT
000116	DeKalb County Finance Dept.							
I-August 2015	DeKalb County Finance Dept.	R	10/02/2015			203361		
745 0000.121800.00	Due to State Agencies	DeKalb County Financ		4,697.36				4,697.36
000118	Peace Officers'							
I-Aug 2015	Peace Officers'	R	10/02/2015			203362		
745 0000.121800.00	Due to State Agencies	Peace Officers'		5,002.93				5,002.93
000146	GSCCCA							
I-August 2015	GSCCCA	R	10/02/2015			203363		
745 0000.121800.00	Due to State Agencies	GSCCCA		20,946.25				20,946.25
000278	DeKalb State Court							
I-D00044875	DeKalb State Court	R	10/02/2015			203364		
745 0000.121500.01	Jail Bonds Payable	DeKalb State Court		350.00				350.00
000278	DeKalb State Court							
I-D00044876	DeKalb State Court	R	10/02/2015			203365		
745 0000.121500.01	Jail Bonds Payable	DeKalb State Court		350.00				350.00
000278	DeKalb State Court							
I-D00045345	DeKalb State Court	R	10/02/2015			203366		
745 0000.121500.01	Jail Bonds Payable	DeKalb State Court		350.00				350.00
000278	DeKalb State Court							
I-D00045626	DeKalb State Court	R	10/02/2015			203367		
745 0000.121500.01	Jail Bonds Payable	DeKalb State Court		350.00				350.00
000278	DeKalb State Court							
I-D00046044	DeKalb State Court	R	10/02/2015			203368		
745 0000.121500.01	Jail Bonds Payable	DeKalb State Court		350.00				350.00
001062	DeKalb Co Drug Abuse Treatment							
I-August 2015	DeKalb Co Drug Abuse Treatment	R	10/02/2015			203369		
745 0000.121800.00	Due to State Agencies	DeKalb Co Drug Abuse		1,468.47				1,468.47
1	BRADY, CATHRYN ANNE							
I-000201509252961	BRADY, CATHRYN ANNE:	R	10/02/2015			203370		
745 0000.121500.01	Jail Bonds Payable	Bond Refund:F35800		150.00				150.00
1	GARCIA, JENNY							
I-000201509252962	GARCIA, JENNY:	R	10/02/2015			203371		
745 0000.121500.01	Jail Bonds Payable	Bond Refund:D0004315		350.00				
745 0000.121500.01	Jail Bonds Payable	Bond Refund:D0004315		350.00				700.00

VENDOR SET: 01 City of Dunwoody, GA

BANK: 05 Suntrust Municipal Court

DATE RANGE:10/01/2015 THRU 10/31/2015

VENDOR I.D.	NAME	STATUS	CHECK DATE	AMOUNT	DISCOUNT	CHECK NO	CHECK STATUS	CHECK AMOUNT
1	HUDSON, LETA KALI							
I-000201509252963	HUDSON, LETA KALI:	R	10/02/2015			203372		
745 0000.121500.01	Jail Bonds Payable	Bond Refund:D0004328		50.00				50.00
1	AMIRPOUR, DANIEL ALI							
I-000201509252964	AMIRPOUR, DANIEL ALI:	R	10/02/2015			203373		
745 0000.121500.01	Jail Bonds Payable	Bond Refund:D0004562		50.00				
745 0000.121500.01	Jail Bonds Payable	Bond Refund:D0004562		250.00				
745 0000.121500.01	Jail Bonds Payable	Bond Refund:D0004562		178.00				478.00
1	VOAN, WILLIAM M							
I-000201509252965	VOAN, WILLIAM M:	R	10/02/2015			203374		
745 0000.121500.01	Jail Bonds Payable	Bond Refund:D0004664		730.00				
745 0000.121500.01	Jail Bonds Payable	Bond Refund:D0004664		125.00				855.00
1	MONTERROSO REYES, ALMA A							
I-000201509252966	MONTERROSO REYES, ALMA A:	R	10/02/2015			203375		
745 0000.121500.01	Jail Bonds Payable	Bond Refund:D0004665		500.00				
745 0000.121500.01	Jail Bonds Payable	Bond Refund:D0004665		730.00				1,230.00
1	TRAN, MINH CHAU							
I-000201509252967	TRAN, MINH CHAU:	R	10/02/2015			203376		
745 0000.121500.01	Jail Bonds Payable	Bond Refund:D0004664		126.00				
745 0000.121500.01	Jail Bonds Payable	Bond Refund:D0004664		730.00				856.00
1	SELDON, TAMMIE							
I-000201509252968	SELDON, TAMMIE:	R	10/02/2015			203377		
745 0000.121500.01	Jail Bonds Payable	Bond Refund:D0004684		150.00				
745 0000.121500.01	Jail Bonds Payable	Bond Refund:D0004684		230.00				380.00
1	SIDDARAJ, ROHAN							
I-000201509252969	SIDDARAJ, ROHAN:	R	10/02/2015			203378		
745 0000.121500.01	Jail Bonds Payable	Bond Refund:D0004685		350.00				350.00
1	PORTER, WAUDELL							
I-000201509252970	PORTER, WAUDELL:	R	10/02/2015			203379		
745 0000.121500.01	Jail Bonds Payable	Bond Refund:D0004696		350.00				350.00
1	GILL, ALLISON JOANN							
I-000201509252971	GILL, ALLISON JOANN:	R	10/02/2015			203380		
745 0000.121500.01	Jail Bonds Payable	Bond Refund:D0004695		350.00				350.00
1	BELT, RANDA RENEE							
I-000201509252972	BELT, RANDA RENEE:	R	10/02/2015			203381		
745 0000.121500.01	Jail Bonds Payable	Bond Refund:D0004705		350.00				350.00

VENDOR SET: 01 City of Dunwoody, GA

BANK: 05 Suntrust Municipal Court

DATE RANGE:10/01/2015 THRU 10/31/2015

VENDOR I.D.	NAME	STATUS	CHECK DATE	AMOUNT	DISCOUNT	CHECK NO	CHECK STATUS	CHECK AMOUNT
000278	DeKalb State Court							
I-D00044012	DeKalb State Court	R	10/16/2015			203382		
745 0000.121500.01	Jail Bonds Payable	DeKalb State Court		350.00				350.00
000278	DeKalb State Court							
I-D00044723	DeKalb State Court	R	10/16/2015			203383		
745 0000.121500.01	Jail Bonds Payable	DeKalb State Court		350.00				350.00
000278	DeKalb State Court							
I-D00044746	DeKalb State Court	R	10/16/2015			203384		
745 0000.121500.01	Jail Bonds Payable	DeKalb State Court		350.00				350.00
000278	DeKalb State Court							
I-D00044757-760	DeKalb State Court	R	10/16/2015			203385		
745 0000.121500.01	Jail Bonds Payable	DeKalb State Court		2,150.00				2,150.00
000278	DeKalb State Court							
I-D00044858	DeKalb State Court	R	10/16/2015			203386		
745 0000.121500.01	Jail Bonds Payable	DeKalb State Court		350.00				350.00
000278	DeKalb State Court							
I-D00044859	DeKalb State Court	R	10/16/2015			203387		
745 0000.121500.01	Jail Bonds Payable	DeKalb State Court		350.00				350.00
000278	DeKalb State Court							
I-D00044928	DeKalb State Court	R	10/16/2015			203388		
745 0000.121500.01	Jail Bonds Payable	DeKalb State Court		350.00				350.00
000278	DeKalb State Court							
I-D00044958	DeKalb State Court	R	10/16/2015			203389		
745 0000.121500.01	Jail Bonds Payable	DeKalb State Court		350.00				350.00
000278	DeKalb State Court							
I-D00047014-15	DeKalb State Court	R	10/16/2015			203390		
745 0000.121500.01	Jail Bonds Payable	DeKalb State Court		700.00				700.00
000278	DeKalb State Court							
I-D00047133	DeKalb State Court	R	10/16/2015			203391		
745 0000.121500.01	Jail Bonds Payable	DeKalb State Court		350.00				350.00
000278	DeKalb State Court							
I-D0005129	DeKalb State Court	R	10/16/2015			203392		
745 0000.121500.01	Jail Bonds Payable	DeKalb State Court		855.00				855.00

VENDOR SET: 01 City of Dunwoody, GA

BANK: 05 Suntrust Municipal Court

DATE RANGE:10/01/2015 THRU 10/31/2015

VENDOR I.D.	NAME	STATUS	CHECK DATE	AMOUNT	DISCOUNT	CHECK NO	CHECK STATUS	CHECK AMOUNT
1	WILLIAMS, KENYETTA L							
I-000201510092973	WILLIAMS, KENYETTA L:	R	10/16/2015			203393		
745 0000.121500.01	Jail Bonds Payable	Bond Refund:D0004001		22.00				22.00
1	ALLEN, DANIEL CAMERON							
I-000201510092974	ALLEN, DANIEL CAMERON:	R	10/16/2015			203394		
745 0000.121500.01	Jail Bonds Payable	Bond Refund:D0004574		350.00				350.00
1	LOWRANCE, CAROLINE							
I-000201510092975	LOWRANCE, CAROLINE:	R	10/16/2015			203395		
745 0000.121500.01	Jail Bonds Payable	Bond Refund:D0004705		350.00				350.00
1	NEUMAN, TIMOTHY ANDREW							
I-000201510092976	NEUMAN, TIMOTHY ANDREW:	R	10/16/2015			203396		
745 0000.121500.01	Jail Bonds Payable	Bond Refund:D0004713		350.00				350.00
1	JAMES, TONYA IESHA							
I-000201510092977	JAMES, TONYA IESHA:	R	10/16/2015			203397		
745 0000.121500.01	Jail Bonds Payable	Bond Refund:D0004711		700.00				700.00
1	HERNDON, JOSEPH LEE							
I-000201510092978	HERNDON, JOSEPH LEE:	R	10/16/2015			203398		
745 0000.121500.01	Jail Bonds Payable	Bond Refund:D0004718		606.00				
745 0000.121500.01	Jail Bonds Payable	Bond Refund:D0004718		730.00				1,336.00
1	GROVE, ELGIN LAMAR							
I-000201510092979	GROVE, ELGIN LAMAR:	R	10/16/2015			203399		
745 0000.121500.01	Jail Bonds Payable	Bond Refund:20801		350.00				350.00
1	SANCHEZ, ARELY SANCHEZ							
I-000201510092980	SANCHEZ, ARELY SANCHEZ:	R	10/16/2015			203400		
745 0000.121500.01	Jail Bonds Payable	Bond Refund:D0004730		730.00				730.00
1	GARCIA-MARCELO, GLADIS							
I-000201510092981	GARCIA-MARCELO, GLADIS:	R	10/16/2015			203401		
745 0000.121500.01	Jail Bonds Payable	Bond Refund:D0004737		50.00				50.00
1	LEE, TERRELL DEVON							
I-000201510092982	LEE, TERRELL DEVON:	R	10/16/2015			203402		
745 0000.121500.01	Jail Bonds Payable	Bond Refund:D0004741		80.00				80.00
1	Yin, Kevin Chi Yen							
I-Kevin Chi Yen Yin	Yin, Kevin Chi Yen:	R	10/16/2015			203403		
745 0000.121500.01	Jail Bonds Payable	Yin, Kevin Chi Yen:		350.00				350.00

VENDOR SET: 01 City of Dunwoody, GA
 BANK: 05 Suntrust Municipal Court
 DATE RANGE:10/01/2015 THRU 10/31/2015

VENDOR I.D.	NAME	STATUS	CHECK DATE	AMOUNT	DISCOUNT	CHECK NO	CHECK STATUS	CHECK AMOUNT
1	Lindsey M Ruiz							
I-Lindsey Ruiz	Lindsey M Ruiz:	R	10/16/2015			203404		
745 0000.121500.01	Jail Bonds Payable	Lindsey M Ruiz:		380.00				380.00
000115	DeKalb County Jail							
I-June 2015	DeKalb County Jail	R	10/23/2015			203405		
745 0000.121800.00	Due to State Agencies	DeKalb County Jail		11.18				11.18
000116	DeKalb County Finance Dept.							
I-June 2015	DeKalb County Finance Dept.	R	10/23/2015			203406		
745 0000.121800.00	Due to State Agencies	DeKalb County Financ		4,395.55				4,395.55
000118	Peace Officers'							
I-Jun 2015	Peace Officers'	R	10/23/2015			203407		
745 0000.121800.00	Due to State Agencies	Peace Officers'		4,838.90				4,838.90
000146	GSCCCA							
I-June 2015	GSCCCA	R	10/23/2015			203408		
745 0000.121800.00	Due to State Agencies	GSCCCA		19,959.08				19,959.08
001062	DeKalb Co Drug Abuse Treatment							
I-June 2015	DeKalb Co Drug Abuse Treatment	R	10/23/2015			203409		
745 0000.121800.00	Due to State Agencies	DeKalb Co Drug Abuse		845.13				845.13
000278	DeKalb State Court							
I-D00042780	DeKalb State Court	R	10/30/2015			203410		
745 0000.121500.01	Jail Bonds Payable	DeKalb State Court		1,050.00				1,050.00
000278	DeKalb State Court							
I-D00045441	DeKalb State Court	R	10/30/2015			203411		
745 0000.121500.01	Jail Bonds Payable	DeKalb State Court		350.00				350.00
000278	DeKalb State Court							
I-D00046003	DeKalb State Court	R	10/30/2015			203412		
745 0000.121500.01	Jail Bonds Payable	DeKalb State Court		350.00				350.00
000278	DeKalb State Court							
I-D00046392	DeKalb State Court	R	10/30/2015			203413		
745 0000.121500.01	Jail Bonds Payable	DeKalb State Court		350.00				350.00
1	FRICKS, CARLA DIANE							
I-000201510262983	FRICKS, CARLA DIANE:	R	10/30/2015			203414		
745 0000.121500.01	Jail Bonds Payable	Bond Refund:D0004583		350.00				350.00

VENDOR SET: 01 City of Dunwoody, GA
 BANK: 05 Suntrust Municipal Court
 DATE RANGE:10/01/2015 THRU 10/31/2015

VENDOR I.D.	NAME	STATUS	CHECK DATE	AMOUNT	DISCOUNT	CHECK NO	CHECK STATUS	CHECK AMOUNT
1	RODRIGUEZ, EVELIO ISRAEL							
I-000201510262984	RODRIGUEZ, EVELIO ISRAEL:	R	10/30/2015			203415		
745 0000.121500.01	Jail Bonds Payable		Bond Refund:D0004588	1,375.00				1,375.00
1	MARTINEZ-GARCIA, JOSE MARTIN							
I-000201510262985	MARTINEZ-GARCIA, JOSE MARTIN:	R	10/30/2015			203416		
745 0000.121500.01	Jail Bonds Payable		Bond Refund:D0004591	400.00				400.00
1	HILL, THOMAS A							
I-000201510262986	HILL, THOMAS A:	R	10/30/2015			203417		
745 0000.121500.01	Jail Bonds Payable		Bond Refund:D0004734	350.00				350.00
1	WILLIAMS, MIKKI							
I-000201510262987	WILLIAMS, MIKKI:	R	10/30/2015			203418		
745 0000.121500.01	Jail Bonds Payable		Bond Refund:D0004019	350.00				
745 0000.121500.01	Jail Bonds Payable		Bond Refund:F40198	200.00				550.00
1	ROBERTS, MARVIN							
I-000201510262988	ROBERTS, MARVIN:	R	10/30/2015			203419		
745 0000.121500.01	Jail Bonds Payable		Bond Refund:D0004621	350.00				350.00
1	THOMPSON, PAUL GREGORY							
I-000201510262989	THOMPSON, PAUL GREGORY:	R	10/30/2015			203420		
745 0000.121500.01	Jail Bonds Payable		Bond Refund:D0004749	250.00				250.00
1	ALMENDAREZ CACERES, REINA M							
I-000201510262990	ALMENDAREZ CACERES, REINA M:	R	10/30/2015			203421		
745 0000.121500.01	Jail Bonds Payable		Bond Refund:D0004762	100.00				100.00
1	LAW, SHANNON SADE							
I-000201510262991	LAW, SHANNON SADE:	R	10/30/2015			203422		
745 0000.121500.01	Jail Bonds Payable		Bond Refund:D0004770	200.00				200.00
1	YANCY, SHANNON D							
I-000201510262992	YANCY, SHANNON D:	R	10/30/2015			203423		
745 0000.121500.01	Jail Bonds Payable		Bond Refund:D0004773	350.00				350.00
1	OZGENC, HALIL IBRAHIM							
I-000201510262993	OZGENC, HALIL IBRAHIM:	R	10/30/2015			203424		
745 0000.121500.01	Jail Bonds Payable		Bond Refund:D0004781	126.00				126.00
1	WATSON, MICHAEL SHAQUAN							
I-000201510262994	WATSON, MICHAEL SHAQUAN:	R	10/30/2015			203425		
745 0000.121500.01	Jail Bonds Payable		Bond Refund:D0004019	350.00				
745 0000.121500.01	Jail Bonds Payable		Bond Refund:D0004019	350.00	CR			
745 0000.121500.01	Jail Bonds Payable		Bond Refund:D0004019	350.00				
745 0000.121500.01	Jail Bonds Payable		Bond Refund:D0004019	350.00	CR			
745 0000.121500.01	Jail Bonds Payable		Bond Refund:D0004019	350.00				350.00

VENDOR SET: 01 City of Dunwoody, GA
 BANK: 05 Suntrust Municipal Court
 DATE RANGE: 10/01/2015 THRU 10/31/2015

VENDOR I.D.	NAME	STATUS	CHECK DATE	AMOUNT	DISCOUNT	CHECK NO	CHECK STATUS	CHECK AMOUNT
1	TILLIS, ESSENCE							
I-000201510262995	TILLIS, ESSENCE:	R	10/30/2015			203426		
745 0000.121500.01	Jail Bonds Payable		Bond Refund:D0004769	50.00				
745 0000.121500.01	Jail Bonds Payable		Bond Refund:D0004769	50.00CR				
745 0000.121500.01	Jail Bonds Payable		Bond Refund:D0004769	50.00				50.00

* * T O T A L S * *

	NO	INVOICE AMOUNT	DISCOUNTS	CHECK AMOUNT
REGULAR CHECKS:	66	88,467.85	0.00	88,467.85
HAND CHECKS:	0	0.00	0.00	0.00
DRAFTS:	0	0.00	0.00	0.00
EFT:	0	0.00	0.00	0.00
NON CHECKS:	0	0.00	0.00	0.00
VOID CHECKS:	0	VOID DEBITS 0.00		
		VOID CREDITS 0.00	0.00	0.00

TOTAL ERRORS: 0

** G/L ACCOUNT TOTALS **

G/L ACCOUNT	NAME	AMOUNT
745 0000.121500.01	Jail Bonds Payable	26,303.00
745 0000.121800.00	Due to State Agencies	62,164.85
	*** FUND TOTAL ***	88,467.85

VENDOR SET: 01	BANK: 05	TOTALS:	NO	INVOICE AMOUNT	DISCOUNTS	CHECK AMOUNT
			66	88,467.85	0.00	88,467.85
BANK: 05	TOTALS:		66	88,467.85	0.00	88,467.85

VENDOR SET: 01 City of Dunwoody, GA
BANK: 06 PNC Municipal Court Cash
DATE RANGE: 10/01/2015 THRU 10/31/2015

VENDOR I.D.	NAME	STATUS	CHECK DATE	AMOUNT	DISCOUNT	CHECK NO	CHECK STATUS	CHECK AMOUNT
001168	City of Dunwoody							
I-August 2015	City of Dunwoody	R	10/16/2015			000029		
745 0000.121900.01	Due to Other Funds-100 (SYS)		City of Dunwoody	17,013.36				
I-September 2015	City of Dunwoody	R	10/16/2015			000029		
745 0000.121900.01	Due to Other Funds-100 (SYS)		City of Dunwoody	18,530.46				35,543.82

* * T O T A L S * *	NO	INVOICE AMOUNT	DISCOUNTS	CHECK AMOUNT
REGULAR CHECKS:	1	35,543.82	0.00	35,543.82
HAND CHECKS:	0	0.00	0.00	0.00
DRAFTS:	0	0.00	0.00	0.00
EFT:	0	0.00	0.00	0.00
NON CHECKS:	0	0.00	0.00	0.00
VOID CHECKS:	0	VOID DEBITS 0.00		
		VOID CREDITS 0.00	0.00	0.00

TOTAL ERRORS: 0

** G/L ACCOUNT TOTALS **

G/L ACCOUNT	NAME	AMOUNT
745 0000.121900.01	Due to Other Funds-100 (SYS)	35,543.82
	*** FUND TOTAL ***	35,543.82

VENDOR SET: 01	BANK: 06	TOTALS:	NO	INVOICE AMOUNT	DISCOUNTS	CHECK AMOUNT
			1	35,543.82	0.00	35,543.82
BANK: 06	TOTALS:		1	35,543.82	0.00	35,543.82
REPORT TOTALS:			283	4,557,680.85	0.00	4,557,930.85

SELECTION CRITERIA

VENDOR SET: 01-City of Dunwoody
VENDOR: ALL
BANK CODES: All
FUNDS: All

CHECK SELECTION

CHECK RANGE: 000000 THRU 999999
DATE RANGE: 10/01/2015 THRU 10/31/2015
CHECK AMOUNT RANGE: 0.00 THRU 999,999,999.99
INCLUDE ALL VOIDS: YES

PRINT OPTIONS

SEQUENCE: CHECK NUMBER

PRINT TRANSACTIONS: YES
PRINT G/L: YES
UNPOSTED ONLY: NO
EXCLUDE UNPOSTED: YES
MANUAL ONLY: NO
STUB COMMENTS: NO
REPORT FOOTER: NO
CHECK STATUS: NO
PRINT STATUS: * - All
