

## MEMORANDUM

**To:** Mayor and City Council  
**From:** Chris Pike, Finance Director  
**Date:** September 2, 2015  
**Subject:** **YTD Financial Report for July 31, 2015**

---

Following are the financial highlights for through July 31, 2015. Overall revenues are above budget led by building permits with the State Farm project. Hotel taxes are also strong this year with revenue coming in at a record high for July. On the negative side, occupation taxes (aka business licenses) are about \$39,000 off last year's pace. Although it has gained slightly from last month's variance it appears this line item will fall short of budget by the end of the year. Also, with the tax digest in hand, I do not anticipate receiving the 5% increase budgeted for this line item. The digest rose just slightly. The negative year-to-date revenue reflects the homestead freeze tax refunds. Court revenues are 88% of year-to-date budget due to operational issues previously discussed. It appears this line item will fall short of budget by the end of the year.

Expenses are as expected. The budget overage in Community Development is due entirely to the increased building permit revenues. Also, showing is \$3.5 million of the DeKalb settlement that was earmarked for capital park projects. Those funds were transferred to the Capital Projects Fund; causing the budget overage in the General Fund. In the fall, a budget amendment will be presented to capture these items as well as other adjustments that are needed for the current year.

*As Finance Director, I have reviewed this report. I am not aware of any material untrue statements or material omission; nor do I consider anything misleading. The financial statements and related information fairly present the financial condition and the results in all material respects. Management is responsible for internal controls and periodically evaluates these internal controls. No deficiencies in internal controls were discovered.*

Michael G. Davis Mayor

Denis Shortal City Council Post 1

Jim Riticher City Council Post 2

Doug R. Thompson City Council Post 3

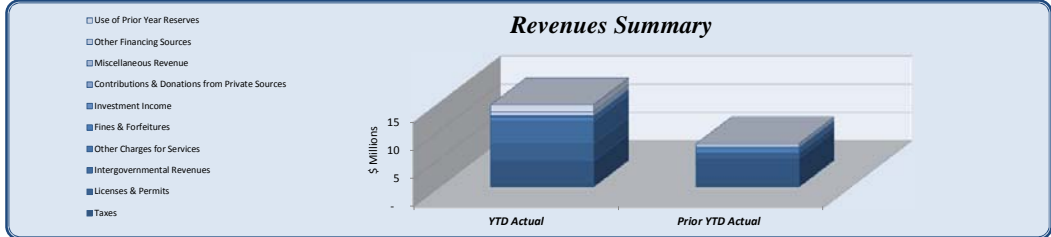
Terry Nall City Council Post 4

Lynn Deutsch City Council Post 5

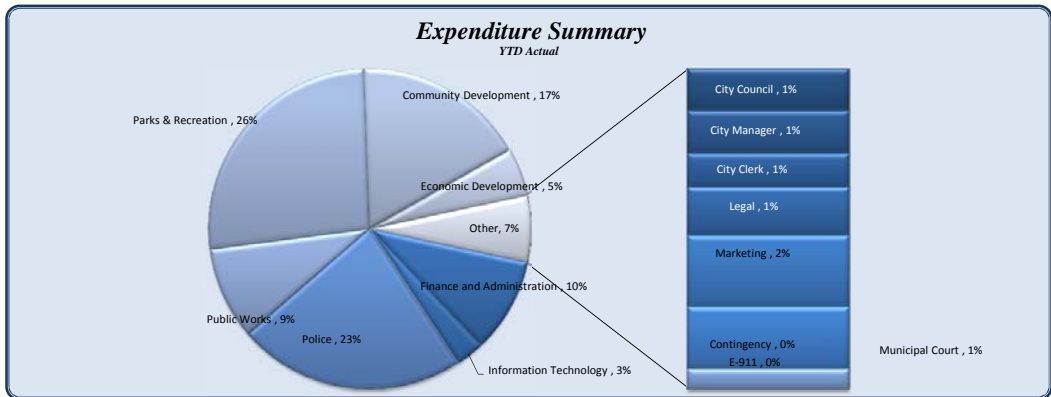
John Heneghan City Council Post 6

City of Dunwoody  
YTD Statement of Revenues and  
Expenses Through July 31, 2015

Revenues & Resources	Total Annual			YTD Variance (\$ '000)	YTD (% of YTD Budget)	Prior YTD Actual	Flux (Diff from Prior Year)
	Budget	YTD Budget	YTD Actual				
Taxes	17,635,000	4,878,750	4,623,292	(255)	95%	5,102,430	(479,139)
Licenses & Permits	1,440,000	592,083	3,006,540	2,414	508%	842,677	2,163,863
Intergovernmental Revenues	-	-	4,000,000	4,000		3,000	3,997,000
Other Charges for Services	408,000	35,583	100,738	65	283%	86,666	14,072
Fines & Forfeitures	1,500,000	862,500	760,350	(102)	88%	864,388	(104,038)
Investment Income	20,000	11,667	2,183	(9)	19%	3,297	(1,114)
Contributions & Donations from Private Sources	5,000	250	20,830	21	8332%	10,516	10,314
Miscellaneous Revenue	213,000	124,250	151,583	27	122%	154,389	(2,806)
Other Financing Sources	1,150,000	650,000	740,000	90	114%	650,000	90,000
Use of Prior Year Reserves	1,070,099	1,070,099	1,220,099	150	114%	-	1,220,099
<b>Total Revenues &amp; Resources</b>	<b>23,441,099</b>	<b>8,225,182</b>	<b>14,625,615</b>	<b>6,400</b>	<b>178%</b>	<b>7,717,363</b>	<b>6,908,252</b>



Expenditures	Total Annual			Variance (\$ '000)	YTD (% of YTD Budget)	Prior YTD Actual	Flux (Diff from Prior Year)
	Budget	YTD Budget	YTD Actual				
City Council	237,316	155,823	151,087	\$	97%	159,332	8,246
City Manager	367,566	213,734	153,209	61	72%	173,030	19,821
City Clerk	240,778	149,155	121,509	28	81%	97,701	(23,808)
Legal	385,000	249,583	174,878	75	70%	193,310	18,432
Finance and Administration	2,939,336	1,760,554	1,642,886	118	93%	1,548,233	(94,653)
Information Technology	858,073	506,116	489,977	16	97%	442,455	(47,522)
Marketing	490,294	286,005	255,913	30	89%	259,629	3,717
Municipal Court	604,022	356,602	222,954	134	63%	248,934	25,980
Police	7,398,866	4,417,368	3,919,825	498	89%	3,489,229	(430,596)
E-911	73,300	67,758	73,082	(5)	108%	-	(73,082)
Public Works	3,281,439	1,818,446	1,610,343	208	89%	3,216,348	1,606,005
Parks & Recreation	1,612,167	1,036,157	4,550,637	(3,514)	439%	1,296,799	(3,253,838)
Community Development	2,657,144	1,550,914	2,976,776	(1,426)	192%	1,315,749	(1,661,027)
Economic Development	1,448,968	845,946	836,740	9	99%	1,164,683	327,943
Contingency	400,000	233,333	-	233	0%	-	-
<b>Total Expenditures</b>	<b>22,994,269</b>	<b>13,647,494</b>	<b>17,179,817</b>	<b>(3,532)</b>	<b>126%</b>	<b>13,605,433</b>	<b>(3,574,384)</b>



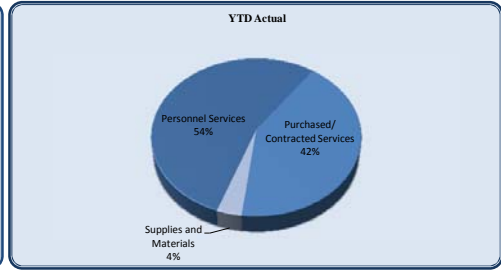
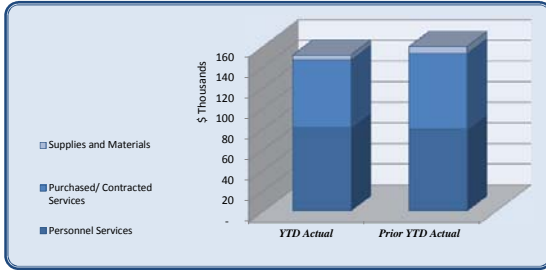
<b>Total Revenues over/(under) Expenditures</b>	<b>446,830</b>	<b>(5,422,312)</b>	<b>(2,554,202)</b>	<b>2,868,110</b>	<b>(5,888,070)</b>	<b>3,333,868</b>
---	----------------	--------------------	--------------------	------------------	--------------------	------------------

City of Dunwoody  
YTD Statement of Revenues and  
Expenses Through July 31, 2015

Revenues	Total Annual	YTD Budget	YTD Actual	Variance	Prior YTD Actual	Flux	
	Budget			(% of YTD Budget)			(Diff from Prior Year)
				(\$ '000)			
Real Property Tax	5,700,000	-	(159,729)	(160)	79,604	(239,333)	
Personal Property Tax	400,000	-	-	-	13,157	(13,157)	
Motor Vehicle	560,000	326,667	255,162	(72)	333,799	78,636	
Intangibles (Reg & Recording)	60,000	35,000	90,633	56	60,426	30,206	
Franchise Fees	3,500,000	540,000	484,527	(55)	661,711	(177,184)	
Hotel/Motel Tax	1,380,000	805,000	938,580	134	861,687	76,893	
Alcoholic Beverage Excise Tax	650,000	379,167	360,008	(19)	373,208	(13,200)	
MVR Excise Tax	100,000	58,333	70,847	13	65,961	4,886	
Excise Tax on Energy	-	-	2,909	3	21,008	(18,099)	
Business & Occupation Tax	2,750,000	2,610,000	2,464,900	(145)	2,503,774	(38,874)	
Insurance Premium Tax	2,400,000	-	-	-	-	-	
Financial Institutions Tax	110,000	110,000	103,210	(7)	113,441	(10,230)	
Penalties & int on delinq tax	5,000	2,917	148	(3)	5,248	(5,100)	
Pen & Int on delinq taxes-Business	20,000	11,667	12,095	0	9,406	2,690	
<b>Taxes</b>	<b>17,635,000</b>	<b>4,878,750</b>	<b>4,623,292</b>	<b>(255)</b>	<b>95%</b>	<b>5,102,430</b>	<b>(479,139)</b>
Alcoholic Beverage Licenses	425,000	-	35,944	36	37,076	(1,132)	
Other Licenses and Permits	-	-	8,060	8	1,590	6,470	
Planning & Zoning Fees	15,000	8,750	14,622	6	16,970	(4,348)	
Bldg Structures & Equipment	1,000,000	583,333	2,877,859	2,295	746,641	2,131,217	
Soil Erosion	-	-	33,234	33	-	33,234	
Plan Review-Fire	-	-	36,821	37	38,400	(1,579)	
<b>Licenses &amp; Permits</b>	<b>1,440,000</b>	<b>592,083</b>	<b>3,006,540</b>	<b>2,414</b>	<b>508%</b>	<b>842,677</b>	<b>2,163,863</b>
Local Government Grants	-	-	4,000,000	4,000	3,000	3,997,000	
<b>Intergovernmental Revenues</b>	<b>-</b>	<b>-</b>	<b>4,000,000</b>	<b>4,000</b>	<b>3,000</b>	<b>3,997,000</b>	
Sale of maps and publications	-	-	-	-	280	(280)	
Special Police Services	10,000	5,831	8,820	3	9,240	(420)	
Fingerprinting Fee	5,000	2,919	4,080	1	5,391	(1,311)	
Public Safety-Other	36,000	21,000	69,149	48	55,457	13,692	
Special Assessments	20,000	-	-	-	38	(38)	
Streetlight Fees	327,000	-	-	-	5,571	(5,571)	
Recreation Program Fees	-	-	7,495	7	249	7,246	
Pavilion Rentals	10,000	5,833	10,900	5	10,350	550	
NSF Fees	-	-	294	0	90	204	
<b>Other Charges for Services</b>	<b>408,000</b>	<b>35,583</b>	<b>100,738</b>	<b>65</b>	<b>283%</b>	<b>86,666</b>	<b>14,072</b>
Municipal Court Fines & Forfeitures	1,500,000	862,500	760,350	(102)	88%	864,388	(104,038)
<b>Fines &amp; Forfeitures</b>	<b>1,500,000</b>	<b>862,500</b>	<b>760,350</b>	<b>(102)</b>	<b>88%</b>	<b>864,388</b>	<b>(104,038)</b>
Interest Revenue	20,000	11,667	2,183	(9)	19%	3,297	(1,114)
<b>Investment Income</b>	<b>20,000</b>	<b>11,667</b>	<b>2,183</b>	<b>(9)</b>	<b>19%</b>	<b>3,297</b>	<b>(1,114)</b>
Contr & Don From Priv Sources	-	-	10,000	10	1,671	8,329	
Explorer Donations	5,000	250	6,895	7	2758%	8,845	(1,950)
Donations	-	-	3,935	4	-	3,935	
<b>Contributions &amp; Donations from Private Sources</b>	<b>5,000</b>	<b>250</b>	<b>20,830</b>	<b>21</b>	<b>8332%</b>	<b>10,516</b>	<b>10,314</b>
Rents & Royalties	198,000	115,500	150,654	35	130%	119,255	(31,399)
Reimb for damaged property	-	-	-	-	34,171	(34,171)	
Other Charges For Services	15,000	8,750	548	(8)	6%	213	335
Miscellaneous Revenue	-	-	380	0	750	(370)	
<b>Miscellaneous Revenue</b>	<b>213,000</b>	<b>124,250</b>	<b>151,583</b>	<b>27</b>	<b>122%</b>	<b>154,389</b>	<b>(2,806)</b>
Proceeds from sale of property	1,150,000	650,000	740,000	90	114%	650,000	90,000
<b>Other Financing Sources</b>	<b>1,150,000</b>	<b>650,000</b>	<b>740,000</b>	<b>90</b>	<b>114%</b>	<b>650,000</b>	<b>90,000</b>
<b>Use of Prior Year Reserves</b>	<b>1,070,099</b>	<b>1,070,099</b>	<b>1,220,099</b>	<b>150</b>	<b>114%</b>	<b>-</b>	<b>1,220,099</b>
<b>Total Revenues</b>	<b>23,441,099</b>	<b>8,225,182</b>	<b>14,625,615</b>	<b>6,400</b>	<b>178%</b>	<b>7,717,363</b>	<b>6,908,252</b>

City of Dunwoody  
YTD Statement of Revenues and  
Expenses Through July 31, 2015

City Council	Total Annual Budget	YTD Budget	YTD Actual	Variance (\$ '000)	(% of YTD Budget)	Prior YTD Actual	Flux (Diff from Prior Year)
Personnel Services	142,966	83,397	81,108	2	97%	79,186	(1,923)
Purchased/ Contracted Services	80,850	64,385	65,273	(1)	101%	73,545	8,272
Supplies and Materials	13,500	8,042	4,706	3	59%	6,602	1,896
<b>Total City Council</b>	<b>237,316</b>	<b>155,823</b>	<b>151,087</b>	<b>5</b>	<b>97%</b>	<b>159,332</b>	<b>8,246</b>



City Council	Total Annual Budget	YTD Budget	YTD Actual	Variance (\$ '000)	(% of YTD Budget)	Prior YTD Actual	Flux (Diff from Prior Year)
Regular Salaries	88,000	51,333	51,333	0	100%	51,399	66
Group Insurance	48,234	28,137	25,916	2	92%	24,132	(1,784)
Social Security	5,456	3,183	2,952	0	93%	2,962	9
Medicare	1,276	744	690	0	93%	693	2
Workers' Compensation	-	-	216	(0)	-	-	(216)
<b>Personnel Services</b>	<b>142,966</b>	<b>83,397</b>	<b>81,108</b>	<b>2</b>	<b>97%</b>	<b>79,186</b>	<b>(1,923)</b>
Professional Services	4,000	2,333	2,350	(0)	101%	1,868	(482)
Technical Services	3,500	2,042	-	2	0%	3,000	3,000
Property/Liability Insurance	40,000	40,000	52,422	(2)	131%	58,928	6,506
Communications	6,500	3,792	735	3	19%	717	(18)
Printing & Binding	3,900	2,275	935	1	41%	-	(935)
Travel	11,000	6,417	4,165	2	65%	3,725	(439)
Dues & Fees	4,000	2,333	1,675	1	72%	2,002	327
Education & Training	7,950	5,193	2,990	2	58%	3,305	315
<b>Purchased/ Contracted Services</b>	<b>80,850</b>	<b>64,385</b>	<b>65,273</b>	<b>(1)</b>	<b>101%</b>	<b>73,545</b>	<b>8,272</b>
Supplies	4,000	2,333	896	1	38%	2,919	2,022
Food	4,800	2,967	1,832	1	62%	1,859	27
Books & Periodicals	700	408	-	0	0%	220	220
Small Equipment	4,000	2,333	1,977	0	85%	1,604	(374)
<b>Supplies and Materials</b>	<b>13,500</b>	<b>8,042</b>	<b>4,706</b>	<b>3</b>	<b>59%</b>	<b>6,602</b>	<b>1,896</b>
<b>Total City Council</b>	<b>237,316</b>	<b>155,823</b>	<b>151,087</b>	<b>5</b>	<b>97%</b>	<b>159,332</b>	<b>8,246</b>

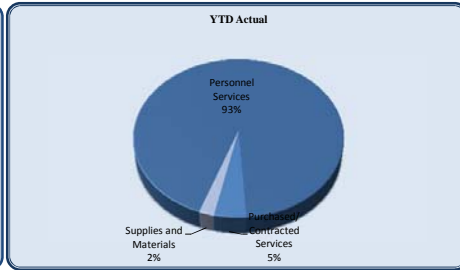
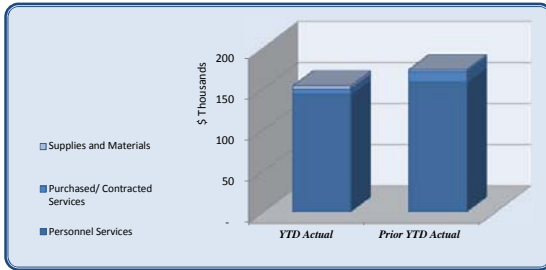
City of Dunwoody  
YTD Statement of Revenues and  
Expenses Through July 31, 2015

<i>City Council</i>									
	Davis	Shortal	Nall	Riticher	Deutsch	Thompson	Heneghan	Unallocated	Total
Regular Salaries	9,333	7,000	7,000	7,000	7,000	7,000	7,000		51,333
Group Insurance	4,193		10,769			10,955			25,916
Social Security	579	434	360	434	406	305	434		2,952
Medicare	135	102	84	102	95	71	102		690
Workers' Compensation	31	31	31	31	31	31	31		216
<b>Personnel Services</b>	<b>14,271</b>	<b>7,566</b>	<b>18,244</b>	<b>7,566</b>	<b>7,532</b>	<b>18,363</b>	<b>7,566</b>	<b>-</b>	<b>81,108</b>
Professional Services								2,350	2,350
Property/Liability Insurance								52,422	52,422
Communications	266						436	33	735
Printing & Binding	468	468							935
Travel	44	1,115	1,119	-	1,190			696	4,165
Dues & Fees	343		833					500	1,675
Education & Training		615	740	1,020	615				2,990
<b>Purchased/ Contracted Services</b>	<b>1,121</b>	<b>2,198</b>	<b>2,692</b>	<b>1,020</b>	<b>1,805</b>	<b>-</b>	<b>436</b>	<b>56,001</b>	<b>65,273</b>
Supplies	303	25	16	12	120	12	16	391	896
Food	385	131						1,316	1,832
Small Equipment	1,977								1,977
<b>Supplies and Materials</b>	<b>2,666</b>	<b>156</b>	<b>16</b>	<b>12</b>	<b>120</b>	<b>12</b>	<b>16</b>	<b>1,707</b>	<b>4,706</b>
<b>Total City Council</b>	<b>18,057</b>	<b>9,921</b>	<b>20,952</b>	<b>8,599</b>	<b>9,457</b>	<b>18,375</b>	<b>8,018</b>	<b>57,708</b>	<b>151,087</b>

Section 2.07 of the Dunwoody Code of Ordinances states, "The mayor shall be provided an annual expense allowance of \$5,000.00 and each councilmember shall be provided an annual expense allowance of \$3,000.00 for the reimbursement of expenses actually and necessarily incurred by the mayor and councilmembers in carrying out their duties as elected officials of the city."

City of Dunwoody  
YTD Statement of Revenues and  
Expenses Through July 31, 2015

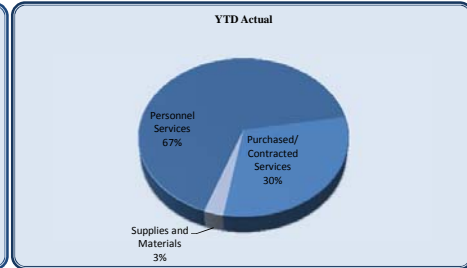
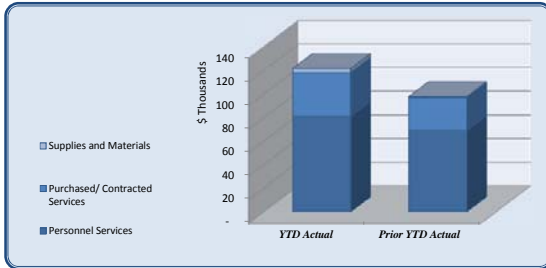
City Manager	Total Annual Budget	YTD Budget	YTD Actual	Variance (\$ '000)	(% of YTD Budget)	Prior YTD Actual	Flux (Diff from Prior Year)
Personnel Services	344,886	200,039	143,045	57	72%	157,984	14,939
Purchased/ Contracted Services	18,710	10,914	6,908	4	63%	13,107	6,198
Supplies and Materials	3,970	2,781	3,255	(0)	117%	1,939	(1,316)
<b>Total City Manager</b>	<b>367,566</b>	<b>213,734</b>	<b>153,209</b>	<b>61</b>	<b>72%</b>	<b>173,030</b>	<b>19,821</b>



City Manager	Total Annual Budget	YTD Budget	YTD Actual	Variance (\$ '000)	(% of YTD Budget)	Prior YTD Actual	Flux (Diff from Prior Year)
Regular Salaries	257,479	148,688	109,996	39	74%	129,845	19,849
Group Insurance	41,971	24,483	11,774	13	48%	11,309	(465)
Medicare	3,661	2,136	1,617	1	76%	1,608	(9)
Retirement	40,902	23,860	19,004	5	80%	14,964	(4,040)
Workers' Compensation	873	873	655	0	75%	258	(397)
<b>Personnel Services</b>	<b>344,886</b>	<b>200,039</b>	<b>143,045</b>	<b>57</b>	<b>72%</b>	<b>157,984</b>	<b>14,939</b>
Technical Services	-	-	450	(0)	-	-	(450)
Repairs & Maintenance	-	-	146	(0)	-	-	(146)
Communications	3,110	1,814	1,166	1	64%	1,424	257
Printing & Binding	625	365	1,039	(1)	285%	788	(251)
Travel	7,000	4,083	14	4	0%	1,667	1,653
Dues & Fees	2,875	1,677	600	1	36%	1,250	650
Education & Training	5,100	2,975	3,493	(1)	117%	2,689	(804)
<b>Purchased/ Contracted Services</b>	<b>18,710</b>	<b>10,914</b>	<b>6,908</b>	<b>4</b>	<b>63%</b>	<b>13,107</b>	<b>6,198</b>
Supplies	1,700	1,457	2,369	(1)	163%	903	(1,466)
Food	1,500	875	547	0	63%	477	(70)
Books & Periodicals	320	187	139	0	74%	245	106
Small Equipment	450	263	200	0	76%	314	114
<b>Supplies and Materials</b>	<b>3,970</b>	<b>2,781</b>	<b>3,255</b>	<b>(0)</b>	<b>117%</b>	<b>1,939</b>	<b>(1,316)</b>
<b>Total City Manager</b>	<b>367,566</b>	<b>213,734</b>	<b>153,209</b>	<b>61</b>	<b>72%</b>	<b>173,030</b>	<b>19,821</b>

City of Dunwoody  
YTD Statement of Revenues and  
Expenses Through July 31, 2015

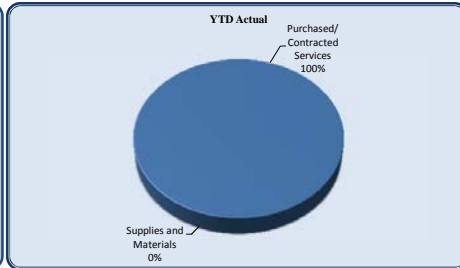
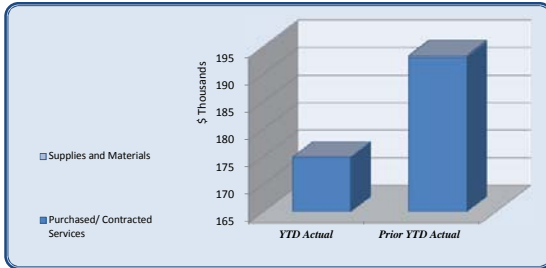
City Clerk	Total Annual Budget	YTD Budget	YTD Actual	Variance	Prior YTD Actual	Flux
				(\$ '000)		
Personnel Services	124,638	71,947	81,091	(9)	113%	(12,126)
Purchased/ Contracted Services	96,640	65,833	37,087	29	56%	(9,186)
Supplies and Materials	19,500	11,375	3,330	8	29%	(2,495)
Transfers Out	-	-	-	-	-	-
<b>Total City Clerk</b>	<b>240,778</b>	<b>149,155</b>	<b>121,509</b>	<b>28</b>	<b>81%</b>	<b>(23,808)</b>



City Clerk	Total Annual Budget	YTD Budget	YTD Actual	Variance	Prior YTD Actual	Flux
				(\$ '000)		
Salaries	92,791	53,305	62,422	(9)	117%	(10,162)
Group Insurance	15,313	8,933	8,253	1	92%	(417)
Medicare	1,346	785	835	(0)	106%	(75)
Retirement	15,033	8,769	9,353	(1)	107%	(1,423)
Workers' Compensation	155	155	228	(0)	147%	(49)
<b>Personnel Services</b>	<b>124,638</b>	<b>71,947</b>	<b>81,091</b>	<b>(9)</b>	<b>113%</b>	<b>(12,126)</b>
Professional Services	60,000	35,000	11,258	24	32%	(8,975)
Technical Services	800	467	-	0	0%	400
Repairs and Maintenance	23,800	22,375	19,801	3	88%	755
Communications	2,040	1,190	740	0	62%	(1)
Advertising	2,000	1,167	457	1	39%	(457)
Printing & Binding	500	292	860	(1)	295%	(860)
Travel	3,750	3,155	2,691	0	85%	3,003
Dues & Fees	267	156	75	0	48%	319
Education & Training	3,483	2,032	1,205	1	59%	600
<b>Purchased/ Contracted Services</b>	<b>96,640</b>	<b>65,833</b>	<b>37,087</b>	<b>29</b>	<b>56%</b>	<b>(9,186)</b>
Supplies	1,700	992	414	1	42%	835
Food	400	233	164	0	70%	(164)
Books & Periodicals	400	233	-	0	0%	-
Small Equipment	17,000	9,917	2,752	7	28%	(2,752)
<b>Supplies and Materials</b>	<b>19,500</b>	<b>11,375</b>	<b>3,330</b>	<b>8</b>	<b>29%</b>	<b>(2,495)</b>
<b>Total City Clerk</b>	<b>240,778</b>	<b>149,155</b>	<b>121,509</b>	<b>28</b>	<b>81%</b>	<b>(23,808)</b>

City of Dunwoody  
YTD Statement of Revenues and  
Expenses Through July 31, 2015

<i>Legal</i>	Total Annual Budget	YTD Budget	YTD Actual	Variance (\$ '000)	(% of YTD Budget)	Prior YTD Actual	Flux (Diff from Prior Year)
Purchased/ Contracted Services	385,000	249,583	174,878	75	70%	192,993	18,115
Supplies and Materials	-	-	-	-	-	317	317
<b>Total Legal</b>	<b>385,000</b>	<b>249,583</b>	<b>174,878</b>	<b>75</b>	<b>70%</b>	<b>193,310</b>	<b>18,432</b>

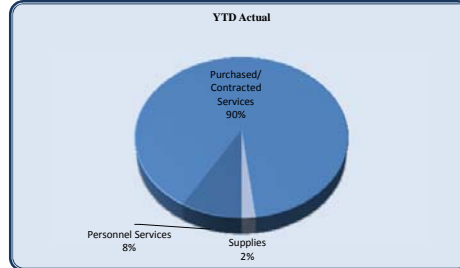
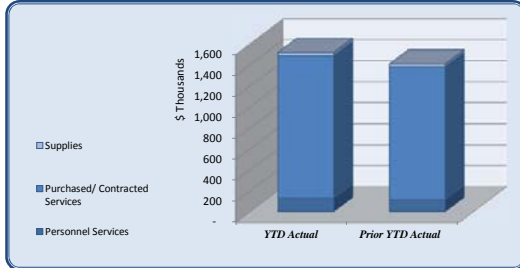


<i>Legal</i>	Total Annual Budget	YTD Budget	YTD Actual	Variance (\$ '000)	(% of YTD Budget)	Prior YTD Actual	Flux (Diff from Prior Year)
Professional Services	385,000	249,583	174,816	75	70%	192,977	18,161
Communications	-	-	52	(0)		3	(49)
Travel	-	-	10	(0)		13	3
<b>Purchased/ Contracted Services</b>	<b>385,000</b>	<b>249,583</b>	<b>174,878</b>	<b>75</b>	<b>70%</b>	<b>192,993</b>	<b>18,115</b>
Food	-	-	-	-		17	17
<b>Supplies and Materials</b>	<b>-</b>	<b>-</b>	<b>-</b>	<b>-</b>		<b>317</b>	<b>317</b>
<b>Total Legal</b>	<b>385,000</b>	<b>249,583</b>	<b>174,878</b>	<b>75</b>	<b>70%</b>	<b>193,310</b>	<b>18,432</b>



City of Dunwoody  
YTD Statement of Revenues and  
Expenses Through July 31, 2015

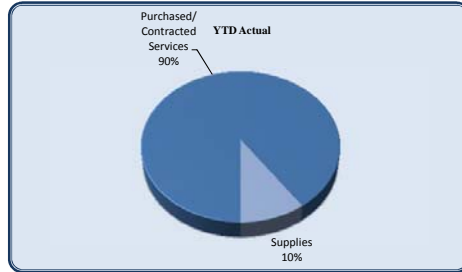
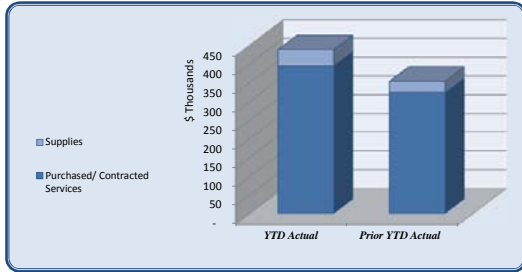
<i>Finance and Administration</i>							
	Total Annual Budget	YTD Budget	YTD Actual	Variance (\$ '000)	(% of YTD Budget)	Prior YTD Actual	Flux (Diff from Prior Year)
Personnel Services	235,721	138,459	128,989	9	93%	118,343	(10,646)
Purchased/ Contracted Services	2,374,425	1,448,678	1,359,519	89	94%	1,264,745	(94,774)
Supplies	79,190	48,416	29,378	19	61%	24,395	(4,983)
Transfers Out	250,000	125,000	125,000	-	100%	140,750	15,750
<b>Total Finance and Administration</b>	<b>2,939,336</b>	<b>1,760,554</b>	<b>1,642,886</b>	<b>118</b>	<b>93%</b>	<b>1,548,233</b>	<b>(94,653)</b>



<i>Finance and Administration</i>							
	Total Annual Budget	YTD Budget	YTD Actual	Variance (\$ '000)	(% of YTD Budget)	Prior YTD Actual	Flux (Diff from Prior Year)
Regular Salaries	141,134	83,219	85,933	(3)	103%	78,145	(7,788)
Group Insurance	22,109	12,897	11,918	1	92%	11,319	(599)
Medicare	2,040	1,190	1,134	0	95%	1,089	(44)
Retirement	22,783	13,290	13,776	(0)	104%	11,601	(2,175)
Workers' Compensation	155	155	345	(0)	223%	179	(166)
Other Employee Benefits	47,500	27,708	15,883	12	57%	16,009	126
<b>Personnel Services</b>	<b>235,721</b>	<b>138,459</b>	<b>128,989</b>	<b>9</b>	<b>93%</b>	<b>118,343</b>	<b>(10,646)</b>
Official/Admin Services	1,349,997	787,498	796,966	(9)	101%	729,165	(67,801)
Professional Services	148,916	86,868	46,435	40	53%	46,436	1
Technical Services	40,900	34,692	36,435	(2)	105%	33,648	(2,787)
Repairs & Maintenance	97,313	60,949	49,913	11	82%	55,396	5,482
Rentals	523,419	305,328	257,220	48	84%	245,652	(11,568)
Insurance	55,000	55,000	57,396	(2)	104%	51,966	(5,430)
Communications	9,160	5,343	4,667	1	87%	5,075	408
Advertising	3,900	2,275	1,219	1	54%	1,016	(203)
Printing & Binding	8,400	4,900	5,649	(1)	115%	5,845	196
Travel	5,500	4,875	4,062	1	83%	2,801	(1,262)
Dues & Fees	63,920	62,117	62,352	(0)	100%	62,090	(262)
Education & Training	39,200	22,033	20,027	2	91%	8,497	(11,530)
Other Charges	28,800	16,800	17,178	(0)	102%	17,158	(20)
<b>Purchased/ Contracted Services</b>	<b>2,374,425</b>	<b>1,448,678</b>	<b>1,359,519</b>	<b>89</b>	<b>94%</b>	<b>1,264,745</b>	<b>(94,774)</b>
Supplies	15,500	9,042	6,883	2	76%	6,710	(173)
Electricity	24,000	16,222	15,219	1	94%	10,408	(4,811)
Diesel	10,000	5,833	-	6	0%	-	-
Food	22,290	13,003	4,014	9	31%	3,875	(139)
Books & Periodicals	1,500	875	-	1	0%	-	-
Small Equipment	5,900	3,442	3,263	0	95%	3,403	-
<b>Supplies</b>	<b>79,190</b>	<b>48,416</b>	<b>29,378</b>	<b>19</b>	<b>61%</b>	<b>24,395</b>	<b>(4,983)</b>
Transfers to Capital	250,000	125,000	125,000	-	100%	-	15,750
<b>Transfers Out</b>	<b>250,000</b>	<b>125,000</b>	<b>125,000</b>	<b>-</b>	<b>100%</b>	<b>140,750</b>	<b>15,750</b>
<b>Total Finance and Administration</b>	<b>2,939,336</b>	<b>1,760,554</b>	<b>1,642,886</b>	<b>118</b>	<b>93%</b>	<b>1,548,233</b>	<b>(94,653)</b>

City of Dunwoody  
YTD Statement of Revenues and  
Expenses Through July 31, 2015

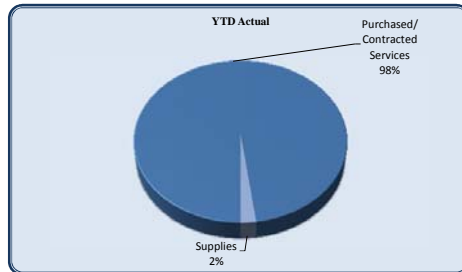
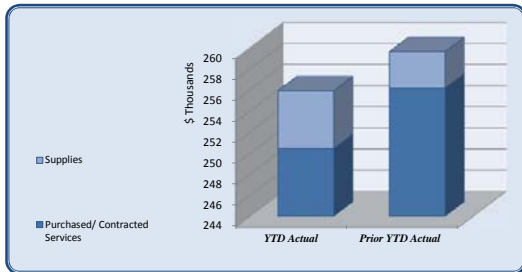
Information Technology	Total Annual Budget	YTD Budget	YTD Actual	Variance (\$ '000)	(% of YTD Budget)	Prior YTD Actual	Flux (Diff from Prior Year)
Purchased/ Contracted Services	696,988	413,937	394,637	19	95%	322,536	(72,101)
Supplies	55,465	39,368	42,530	(3)	108%	30,231	(12,298)
Transfers Out	105,620	52,810	52,810	-	100%	89,688	36,878
<b>Total Information Technology</b>	<b>858,073</b>	<b>506,116</b>	<b>489,977</b>	<b>16</b>	<b>97%</b>	<b>442,455</b>	<b>(47,522)</b>



Information Technology	Total Annual Budget	YTD Budget	YTD Actual	Variance (\$ '000)	(% of YTD Budget)	Prior YTD Actual	Flux (Diff from Prior Year)
Official/Admin Svcs	458,082	267,215	245,187	22	92%	180,636	(64,551)
Professional Services	-	-	-	-	-	40	40
Technical Services	11,000	7,528	10,653	(3)	142%	8,319	(2,334)
Repairs & Maintenance	165,847	96,744	91,534	5	95%	110,066	18,533
Communications	58,559	40,409	44,607	(4)	110%	23,474	(21,133)
Printing & Binding	500	292	-	0	0%	-	-
Education & Training	3,000	1,750	2,656	(1)	152%	-	(2,656)
<b>Purchased/ Contracted Services</b>	<b>696,988</b>	<b>413,937</b>	<b>394,637</b>	<b>19</b>	<b>95%</b>	<b>322,536</b>	<b>(72,101)</b>
Supplies	650	379	581	(0)	153%	656	76
Small Equipment	54,815	38,989	41,949	(3)	108%	29,575	-
<b>Supplies</b>	<b>55,465</b>	<b>39,368</b>	<b>42,530</b>	<b>(3)</b>	<b>108%</b>	<b>30,231</b>	<b>(12,298)</b>
Transfers to Capital	105,620	52,810	52,810	-	100%	89,688	36,878
<b>Transfers Out</b>	<b>105,620</b>	<b>52,810</b>	<b>52,810</b>	<b>-</b>	<b>100%</b>	<b>89,688</b>	<b>36,878</b>
<b>Total Information Technology</b>	<b>858,073</b>	<b>506,116</b>	<b>489,977</b>	<b>16</b>	<b>97%</b>	<b>442,455</b>	<b>(47,522)</b>

City of Dunwoody  
YTD Statement of Revenues and  
Expenses Through July 31, 2015

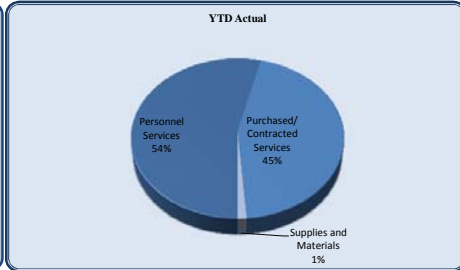
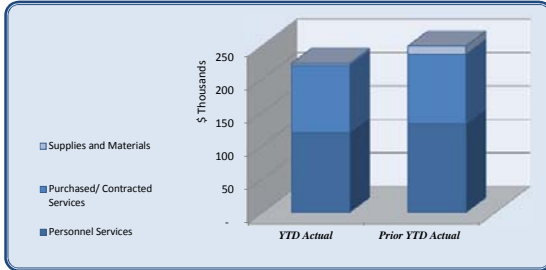
Marketing	Total Annual	YTD Budget	YTD Actual	Variance	Prior YTD Actual	Flux	
	Budget						(% of YTD Budget)
				(\$ '000)			
Purchased/ Contracted Services	472,494	275,622	250,456	25	91%	256,197	5,741
Supplies	17,800	10,383	5,457	5	53%	3,432	(2,024)
<b>Total Marketing</b>	<b>490,294</b>	<b>286,005</b>	<b>255,913</b>	<b>30</b>	<b>89%</b>	<b>259,629</b>	<b>3,717</b>



Marketing	Total Annual	YTD Budget	YTD Actual	Variance	Prior YTD Actual	Flux	
	Budget						(% of YTD Budget)
				(\$ '000)			
Official/Admin Services	307,954	179,640	179,639	0	100%	174,407	(5,233)
Professional Services	60,040	35,023	19,380	16	55%	27,475	8,095
Technical Services	14,000	8,167	4,655	4	57%	8,681	4,026
Communications	7,500	4,375	137	4	3%	113	(24)
Advertising	55,000	32,083	33,412	(1)	104%	30,538	(2,875)
Printing & Binding	25,000	14,583	11,255	3	77%	10,358	(897)
Dues & Fees	3,000	1,750	1,977	(0)	113%	4,625	2,648
<b>Purchased/ Contracted Services</b>	<b>472,494</b>	<b>275,622</b>	<b>250,456</b>	<b>25</b>	<b>91%</b>	<b>256,197</b>	<b>5,741</b>
Supplies	10,000	5,833	5,145	1	88%	2,358	(2,786)
Food	7,000	4,083	312	4	8%	285	(26)
Books & Periodicals	800	467	-	0	0%	-	-
Small Equipment	-	-	-	-	-	789	-
<b>Supplies</b>	<b>17,800</b>	<b>10,383</b>	<b>5,457</b>	<b>5</b>	<b>53%</b>	<b>3,432</b>	<b>(2,024)</b>
<b>Total Marketing</b>	<b>490,294</b>	<b>286,005</b>	<b>255,913</b>	<b>30</b>	<b>89%</b>	<b>259,629</b>	<b>3,717</b>

City of Dunwoody  
YTD Statement of Revenues and  
Expenses Through July 31, 2015

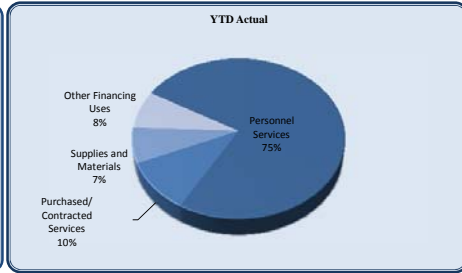
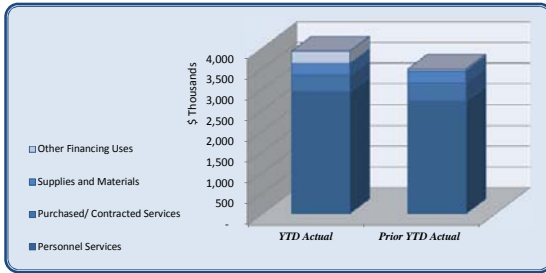
Municipal Court	Total Annual Budget	YTD Budget	YTD Actual	Variance	(% of YTD Budget)	Prior YTD Actual	Flux
				(\$ '000)			(Diff from Prior Year)
Personnel Services	283,092	169,392	120,090	49	71%	133,312	13,222
Purchased/ Contracted Services	306,850	178,996	100,124	79	56%	103,537	3,414
Supplies and Materials	14,080	8,213	2,741	5	33%	12,090	9,350
Other Financing Uses	-	-	-	-		(5)	(5)
<b>Total Municipal Court</b>	<b>604,022</b>	<b>356,602</b>	<b>222,954</b>	<b>134</b>	<b>63%</b>	<b>248,934</b>	<b>25,980</b>



Municipal Court	Total Annual Budget	YTD Budget	YTD Actual	Variance	(% of YTD Budget)	Prior YTD Actual	Flux
				(\$ '000)			(Diff from Prior Year)
Regular Salaries	180,442	109,255	85,291	24	78%	94,919	9,627
Overtime Salaries	22,909	13,364	1,074	12	8%	4,235	3,161
Group Insurance	45,684	26,649	16,651	10	62%	17,718	1,067
Medicare	2,747	1,602	1,261	0	79%	1,433	172
Retirement	30,690	17,903	15,347	3	86%	14,470	(877)
Workers' Compensation	620	620	465	0	75%	537	72
<b>Personnel Services</b>	<b>283,092</b>	<b>169,392</b>	<b>120,090</b>	<b>49</b>	<b>71%</b>	<b>133,312</b>	<b>13,222</b>
Professional Services	220,230	128,468	75,723	53	59%	82,318	6,595
Technical Services	45,735	26,679	10,125	17	38%	14,740	4,615
Repairs & Maintenance	17,390	10,144	4,243	6	42%	1,400	(2,843)
Rentals	4,000	2,333	270	2	12%	383	113
Communications	7,710	4,498	1,364	3	30%	2,215	851
Printing & Binding	1,100	642	1,435	(1)	224%	1,008	(427)
Travel	5,000	2,917	1,319	2	45%	256	(1,062)
Dues & Fees	685	400	450	(0)	113%	317	(133)
Education & Training	5,000	2,917	5,195	(2)	178%	900	(4,295)
<b>Purchased/ Contracted Services</b>	<b>306,850</b>	<b>178,996</b>	<b>100,124</b>	<b>79</b>	<b>56%</b>	<b>103,537</b>	<b>3,414</b>
Supplies	5,250	3,063	2,136	1	70%	2,284	147
Food	2,300	1,342	471	1	35%	609	138
Books & Periodicals	600	350	-	0	0%	-	-
Small Equipment	5,930	3,459	133	3	4%	9,197	9,064
<b>Supplies and Materials</b>	<b>14,080</b>	<b>8,213</b>	<b>2,741</b>	<b>5</b>	<b>33%</b>	<b>12,090</b>	<b>9,350</b>
<b>Total Municipal Court</b>	<b>604,022</b>	<b>356,602</b>	<b>222,954</b>	<b>134</b>	<b>63%</b>	<b>248,934</b>	<b>25,980</b>

City of Dunwoody  
YTD Statement of Revenues and  
Expenses Through July 31, 2015

Police	Total Annual Budget	YTD Budget	YTD Actual	Variance (\$ '000)	(% of YTD Budget)	Prior YTD Actual	Flux (Diff from Prior Year)
	Personnel Services	5,674,887	3,366,645	2,941,346	425	87%	2,719,498
Purchased/ Contracted Services	617,388	419,054	398,801	20	95%	437,413	38,612
Supplies and Materials	502,091	329,420	277,428	52	84%	290,119	12,691
Other Financing Uses	604,500	302,250	302,250	-	100%	42,199	(260,051)
<b>Total Police</b>	<b>7,398,866</b>	<b>4,417,368</b>	<b>3,919,825</b>	<b>498</b>	<b>89%</b>	<b>3,489,229</b>	<b>(430,596)</b>



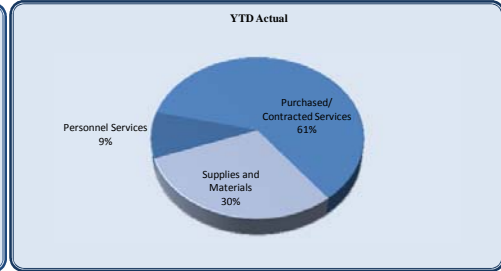
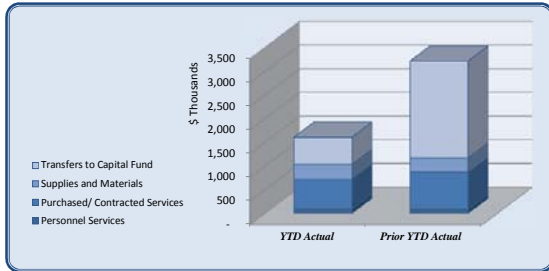
Police	Total Annual Budget	YTD Budget	YTD Actual	Variance (\$ '000)	(% of YTD Budget)	Prior YTD Actual	Flux (Diff from Prior Year)
	Regular Salaries	3,596,581	2,070,642	1,928,519	142	93%	1,822,279
Overtime Salaries	352,040	205,357	52,292	153	25%	59,103	6,811
<b>Total Salaries</b>	<b>3,948,621</b>	<b>2,275,999</b>	<b>1,980,810</b>	<b>295</b>	<b>87%</b>	<b>1,881,382</b>	<b>(99,428)</b>
Group Insurance	868,242	506,475	478,684	28	95%	412,961	(65,722)
Medicare	57,256	33,399	28,194	5	84%	26,805	(1,389)
Retirement	599,990	349,994	328,671	21	94%	268,843	(59,828)
Workers' Compensation	200,778	200,778	124,987	76	62%	129,506	4,519
<b>Personnel Services</b>	<b>1,726,266</b>	<b>1,090,646</b>	<b>960,536</b>	<b>130</b>	<b>88%</b>	<b>838,116</b>	<b>(122,420)</b>
Professional Services	17,000	9,917	9,225	1	93%	10,132	907
Technical Services	23,840	13,907	20,485	(7)	147%	14,346	(6,139)
Repairs & Maintenance	293,495	178,348	144,065	34	81%	197,727	53,661
Rentals	15,700	9,158	8,795	0	96%	6,206	(2,588)
Insurance	100,909	100,909	102,888	(2)	102%	106,975	4,086
Claims	-	-	11,783	(12)	-	16,253	4,470
Communications	61,800	45,772	50,612	(5)	111%	46,809	(3,803)
Advertising	2,500	1,458	-	1	0%	-	-
Printing & Binding	6,160	3,593	2,010	2	56%	3,519	1,509
Travel	39,000	22,750	21,602	1	95%	17,093	(4,510)
Dues & Fees	18,799	10,966	6,646	4	61%	4,134	(2,512)
Education & Training	38,185	22,275	20,690	2	93%	14,220	(6,470)
<b>Purchased/ Contracted Services</b>	<b>617,388</b>	<b>419,054</b>	<b>398,801</b>	<b>20</b>	<b>95%</b>	<b>437,413</b>	<b>38,612</b>
Supplies	102,950	60,054	54,037	6	90%	70,452	16,415
Supplies-Explorer Program	6,000	3,500	8,548	(5)	244%	14,331	5,783
Gasoline	275,000	160,417	93,407	67	58%	140,165	46,758
Food	6,000	3,500	1,302	2	37%	709	(593)
Books & Periodicals	2,500	1,458	426	1	29%	1,318	892
Small Equipment	109,641	100,490	119,708	(19)	119%	63,145	(56,563)
<b>Supplies and Materials</b>	<b>502,091</b>	<b>329,420</b>	<b>277,428</b>	<b>52</b>	<b>84%</b>	<b>290,119</b>	<b>12,691</b>
Transfers to Capital Fund	604,500	302,250	302,250	-	100%	42,199	(260,051)
<b>Other Financing Uses</b>	<b>604,500</b>	<b>302,250</b>	<b>302,250</b>	<b>-</b>	<b>100%</b>	<b>42,199</b>	<b>(260,051)</b>
<b>Total Police</b>	<b>7,398,866</b>	<b>4,417,368</b>	<b>3,919,825</b>	<b>498</b>	<b>89%</b>	<b>3,489,229</b>	<b>(430,596)</b>

City of Dunwoody  
 YTD Statement of Revenues and  
 Expenses Through July 31, 2015

<i>E-911</i>	Total Annual Budget	YTD Budget	YTD Actual	Variance (% of YTD Budget) (\$ '000)	Prior YTD Actual	Flux (Diff from Prior Year)
Transfers to E-911 Fund	73,300	67,758	73,082	(5)	108%	- (73,082)
<b>Total E-911</b>	<b>73,300</b>	<b>67,758</b>	<b>73,082</b>	<b>(5)</b>	<b>108%</b>	<b>- (73,082)</b>

City of Dunwoody  
YTD Statement of Revenues and  
Expenses Through July 31, 2015

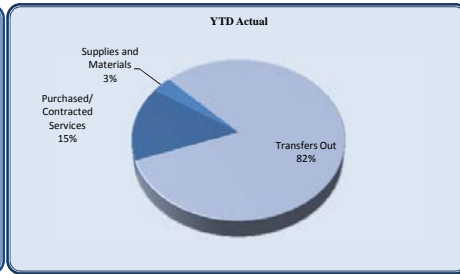
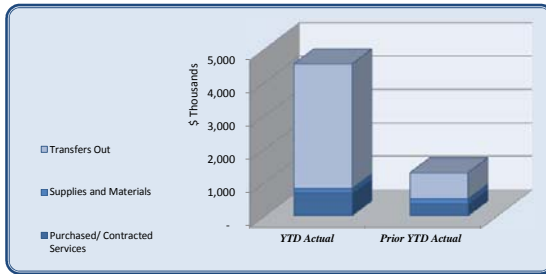
<i>Public Works</i>	Total Annual Budget	YTD Budget	YTD Actual	Variance	Prior YTD Actual	Flux
				(% of YTD Budget)		(Diff from Prior Year)
				(\$ '000)		
Personnel Services	160,034	93,043	95,998	(3)	103%	87,637 (8,361)
Purchased/ Contracted Services	1,429,955	834,140	630,176	204	76%	782,921 152,746
Supplies and Materials	546,450	318,763	311,669	7	98%	303,289 (8,380)
Transfers to Capital Fund	1,145,000	572,500	572,500	-	100%	2,042,500 1,470,000
<b>Total Public Works</b>	<b>3,281,439</b>	<b>1,818,446</b>	<b>1,610,343</b>	<b>208</b>	<b>89%</b>	<b>3,216,348 1,606,005</b>



<i>Public Works</i>	Total Annual Budget	YTD Budget	YTD Actual	Variance	Prior YTD Actual	Flux
				(% of YTD Budget)		(Diff from Prior Year)
				(\$ '000)		
Salaries	117,821	68,354	69,666	(1)	102%	65,542 (4,125)
Group Insurance	21,342	12,450	11,735	1	94%	11,145 (590)
Medicare	1,702	993	969	0	98%	936 (33)
Retirement	19,014	11,092	11,608	(1)	105%	9,835 (1,772)
Workers' Compensation	155	155	2,020	(2)	1303%	179 (1,841)
<b>Personnel Services</b>	<b>160,034</b>	<b>93,043</b>	<b>95,998</b>	<b>(3)</b>	<b>103%</b>	<b>87,637 (8,361)</b>
Official/Admin Svcs	225,000	131,250	131,249	0	100%	148,750 17,501
Professional Services	120,000	70,000	8,359	62	12%	66,418 58,059
Tree Fund Expenses	93,000	54,250	9,940	44	18%	74,353 64,413
Professional Services	-	-	3,170	(3)	-	- (3,170)
Technical Services	2,400	1,400	1,400	-	100%	1,400 -
Repairs & Maintenance	23,300	13,592	2,199	11	16%	10,000 7,801
R&M - Storm Damage Removal	40,000	23,333	1,400	22	6%	71,544 70,144
R&M - Street Maintenance	671,000	391,417	378,309	13	97%	271,374 (106,935)
R&M - Traffic Signals	196,000	114,333	73,648	41	64%	113,422 39,774
R&M - Right of Way Maint	45,000	26,250	16,900	9	64%	23,345 6,446
Claims	1,000	583	171	0	0%	- (171)
Communications	1,700	992	2,228	(1)	225%	923 (1,305)
Advertising	2,500	1,458	-	1	0%	979 979
Printing & Binding	1,500	875	1,105	(0)	126%	- (1,105)
Travel	4,280	2,497	99	2	4%	414 315
<b>Purchased/ Contracted Services</b>	<b>1,429,955</b>	<b>834,140</b>	<b>630,176</b>	<b>204</b>	<b>76%</b>	<b>782,921 152,746</b>
Supplies-Office	1,200	700	1,601	(1)	229%	491 (1,110)
Supplies-Road Materials	60,000	35,000	37,840	(3)	108%	41,142 3,302
Electricity	485,000	282,917	270,556	12	96%	261,655 (8,900)
Small Equipment	-	-	1,672	(2)	-	- (1,672)
<b>Supplies and Materials</b>	<b>546,450</b>	<b>318,763</b>	<b>311,669</b>	<b>7</b>	<b>98%</b>	<b>303,289 (8,380)</b>
Transfers to Capital Fund	1,145,000	572,500	572,500	-	100%	2,042,500 1,470,000
<b>Transfers to Capital Fund</b>	<b>1,145,000</b>	<b>572,500</b>	<b>572,500</b>	<b>-</b>	<b>100%</b>	<b>2,042,500 1,470,000</b>
<b>Total Public Works</b>	<b>3,281,439</b>	<b>1,818,446</b>	<b>1,610,343</b>	<b>208</b>	<b>89%</b>	<b>3,216,348 1,606,005</b>

City of Dunwoody  
YTD Statement of Revenues and  
Expenses Through July 31, 2015

<b>Parks and Recreation</b>							
	Total Annual Budget	YTD Budget	YTD Actual	Variance (\$ '000)	(% of YTD Budget)	Prior YTD Actual	Flux (Diff from Prior Year)
Purchased/ Contracted Services	908,800	652,943	680,590	(28)	104%	365,591	(314,999)
Supplies and Materials	270,000	157,500	144,333	13	92%	155,494	11,162
Transfers Out	433,367	225,714	3,725,714	(3,500)	1651%	775,714	(2,950,001)
<b>Total Parks and Recreation</b>	<b>1,612,167</b>	<b>1,036,157</b>	<b>4,550,637</b>	<b>(3,514)</b>	<b>439%</b>	<b>1,296,799</b>	<b>(3,253,838)</b>



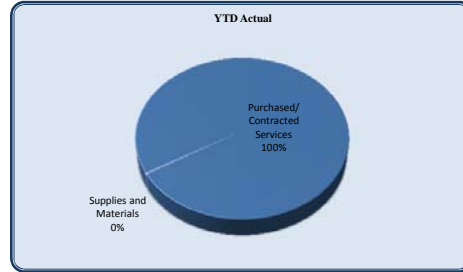
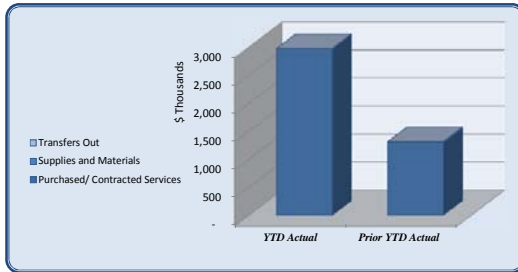
<b>Parks and Recreation</b>							
	Total Annual Budget	YTD Budget	YTD Actual	Variance (\$ '000)	(% of YTD Budget)	Prior YTD Actual	Flux (Diff from Prior Year)
Official/Admin Svcs	202,800	118,300	118,300	-	100%	72,917	(45,383)
Professional Services	10,000	8,125	11,225	(3)	138%	9,012	(2,213)
Technical Services	-	-	2,400	(2)	-	-	(2,400)
R&M-Parks	660,000	492,143	526,365	(64)	107%	251,948	(274,417)
Rentals	2,000	1,167	-	1	0%	-	-
Property/Liability Insurance	32,100	32,100	21,688	10	68%	31,715	10,028
Communications	1,500	875	613	0	70%	715	102
Dues & Fees	400	233	-	0	0%	50	50
<b>Purchased/ Contracted Services</b>	<b>908,800</b>	<b>652,943</b>	<b>680,590</b>	<b>(28)</b>	<b>104%</b>	<b>365,591</b>	<b>(314,999)</b>
Supplies	102,000	59,500	67,862	(8)	114%	64,917	(2,946)
Utilities	168,000	98,000	76,409	22	78%	90,577	14,168
<b>Supplies and Materials</b>	<b>270,000</b>	<b>157,500</b>	<b>144,333</b>	<b>13</b>	<b>92%</b>	<b>155,494</b>	<b>11,162</b>
Transfers to Debt Service Fund	108,367	63,214	63,214	0	100%	63,214	(1)
Transfers to Capital Fund	325,000	162,500	3,662,500	(3,500)	2254%	712,500	(2,950,000)
<b>Transfers Out</b>	<b>433,367</b>	<b>225,714</b>	<b>3,725,714</b>	<b>(3,500)</b>	<b>1651%</b>	<b>775,714</b>	<b>(2,950,001)</b>
<b>Total Parks and Recreation</b>	<b>1,612,167</b>	<b>1,036,157</b>	<b>4,550,637</b>	<b>(3,514)</b>	<b>439%</b>	<b>1,296,799</b>	<b>(3,253,838)</b>

need amendment



City of Dunwoody  
YTD Statement of Revenues and  
Expenses Through July 31, 2015

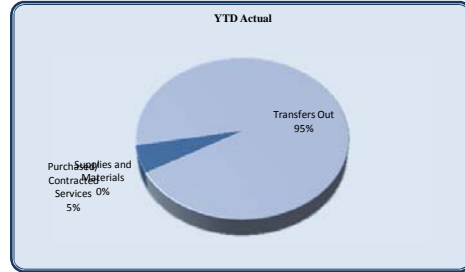
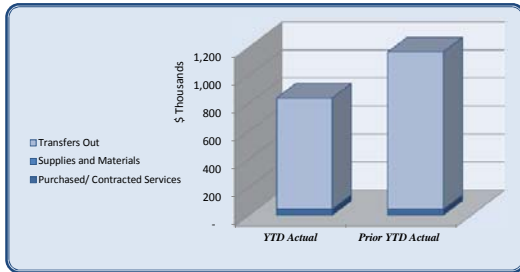
<i>Community Development</i>	Total Annual Budget	YTD Budget	YTD Actual	Variance (\$ '000)	(% of YTD Budget)	Prior YTD Actual	Flux (Diff from Prior Year)
Purchased/ Contracted Services	2,641,344	1,540,784	2,966,252	(1,425)	193%	1,300,881	(1,665,371)
Supplies and Materials	15,800	10,130	10,524	(0)	104%	8,368	(2,156)
Transfers Out	-	-	-	-	-	6,500	6,500
<b>Total Community Development</b>	<b>2,657,144</b>	<b>1,550,914</b>	<b>2,976,776</b>	<b>(1,426)</b>	<b>192%</b>	<b>1,315,749</b>	<b>(1,661,027)</b>



<i>Community Development</i>	Total Annual Budget	YTD Budget	YTD Actual	Variance (\$ '000)	(% of YTD Budget)	Prior YTD Actual	Flux (Diff from Prior Year)
Official/Admin Svcs	1,937,000	1,129,917	2,750,036	(1,620)	243%	1,248,713	(1,501,323)
Professional Services	447,945	261,301	144,216	117	55%	11,072	(133,144)
Technical Services	124,602	72,685	45,902	27	63%	23,566	(22,336)
Repairs & Maintenance	101,397	59,148	14,040	45	24%	2,479	(11,560)
Rentals	-	-	2,489	(2)	-	-	(2,489)
Communications	4,500	2,625	1,130	1	43%	7,132	6,002
Advertising	15,000	8,750	7,731	1	88%	3,556	(4,175)
Printing & Binding	5,000	2,917	427	2	15%	67	(360)
Travel	1,000	583	20	1	3%	250	230
Dues & Fees	1,900	1,108	250	1	23%	2,525	2,275
Education & Training	3,000	1,750	10	2	1%	-	(10)
<b>Purchased/ Contracted Services</b>	<b>2,641,344</b>	<b>1,540,784</b>	<b>2,966,252</b>	<b>(1,425)</b>	<b>193%</b>	<b>1,300,881</b>	<b>(1,665,371)</b>
Supplies	11,500	6,708	6,176	1	92%	8,302	2,126
Food	1,000	726	1,308	(1)	180%	7	(1,300)
Books & Periodicals	1,000	583	676	(0)	116%	59	(617)
Small Equipment	2,300	2,113	2,365	(0)	112%	-	(2,365)
<b>Supplies and Materials</b>	<b>15,800</b>	<b>10,130</b>	<b>10,524</b>	<b>(0)</b>	<b>104%</b>	<b>8,368</b>	<b>(2,156)</b>
Transfers to Capital Fund	-	-	-	-	-	6,500	6,500
<b>Transfers Out</b>	<b>-</b>	<b>-</b>	<b>-</b>	<b>-</b>	<b>-</b>	<b>6,500</b>	<b>6,500</b>
<b>Total Community Development</b>	<b>2,657,144</b>	<b>1,550,914</b>	<b>2,976,776</b>	<b>(1,426)</b>	<b>192%</b>	<b>1,315,749</b>	<b>(1,661,027)</b>

City of Dunwoody  
YTD Statement of Revenues and  
Expenses Through July 31, 2015

<i>Economic Development</i>	Total Annual Budget	YTD Budget	YTD Actual	Variance (\$ '000)	(% of YTD Budget)	Prior YTD Actual	Flux (Diff from Prior Year)
Purchased/ Contracted Services	91,468	54,071	44,641	9	83%	43,107	(1,534)
Supplies and Materials	1,500	875	1,099	(0)	126%	1,410	311
Transfers Out	1,356,000	791,000	791,000	-	100%	1,120,167	329,167
<b>Total Economic Development</b>	<b>1,448,968</b>	<b>845,946</b>	<b>836,740</b>	<b>9</b>	<b>99%</b>	<b>1,164,683</b>	<b>327,943</b>



<i>Economic Development</i>	Total Annual Budget	YTD Budget	YTD Actual	Variance (\$ '000)	(% of YTD Budget)	Prior YTD Actual	Flux (Diff from Prior Year)
Professional Services	40,000	23,333	20,500	3	88%	20,000	(500)
Technical Services	7,800	4,550	-	5	0%	-	-
Communications	968	565	5	1	1%	-	(5)
Advertising	34,200	19,950	21,395	(1)	107%	20,550	(845)
Printing & Binding	3,500	2,042	-	2	0%	394	394
Travel	1,500	875	25	1	3%	40	15
Dues & Fees	3,500	2,756	2,716	0	99%	1,428	(1,288)
Education & Training	-	-	-	-	-	695	695
<b>Purchased/ Contracted Services</b>	<b>91,468</b>	<b>54,071</b>	<b>44,641</b>	<b>9</b>	<b>83%</b>	<b>43,107</b>	<b>(1,534)</b>
Supplies	-	-	-	-	-	1,410	1,410
Food	1,500	875	704	0	80%	-	(704)
Small Equipment	-	-	395	(0)	-	-	(395)
<b>Supplies and Materials</b>	<b>1,500</b>	<b>875</b>	<b>1,099</b>	<b>(0)</b>	<b>126%</b>	<b>1,410</b>	<b>311</b>
Transfers to Debt Service Fund	1,356,000	791,000	791,000	-	100%	1,120,167	329,167
<b>Transfers Out</b>	<b>1,356,000</b>	<b>791,000</b>	<b>791,000</b>	<b>-</b>	<b>99%</b>	<b>1,164,683</b>	<b>327,943</b>
<b>Total Economic Development</b>	<b>1,448,968</b>	<b>845,946</b>	<b>836,740</b>	<b>9</b>	<b>99%</b>	<b>1,164,683</b>	<b>327,943</b>

<i>Contingency</i>	Total Annual Budget	YTD Budget	YTD Actual	Variance (\$ '000)	(% of YTD Budget)	Prior YTD Actual	Flux (Diff from Prior Year)
Contingency	400,000	233,333	-	233	0%	-	-
<b>Total Contingency</b>	<b>400,000</b>	<b>233,333</b>	<b>-</b>	<b>233</b>	<b>0%</b>	<b>-</b>	<b>-</b>
<b>Total General Fund Expenditures</b>	<b>22,994,269</b>	<b>13,647,494</b>	<b>17,179,817</b>	<b>(3,532)</b>	<b>126%</b>	<b>13,605,433</b>	<b>(3,574,384)</b>
<b>Total Revenues over/(under) Expenditures</b>	<b>446,830</b>	<b>(5,422,312)</b>	<b>(2,554,202)</b>	<b>2,868</b>	<b>47%</b>	<b>(5,888,070)</b>	<b>3,333,868</b>

City of Dunwoody  
YTD Statement of  
Expenses Through July 31, 2015

<i>Capital Projects Fund</i>	Original Budget	Adjustments/ Amendments	Total Project Budget	Spent in Prior Years	Spent in Current Year	Total Spent to Date	Project Balance
<b>Expenditures</b>							
Courtroom and Council AV	140,400	-	140,400	(127,191)	-	(127,191)	13,209
Emergency BackUp/Disaster Recovery System COMPLETE 2014	35,000	1,880	36,880	(34,290)	-	(34,290)	2,589
Off-site Replication of Servers for Disaster Recovery COMPLETE 2014	51,875	-	51,875	(47,251)	-	(47,251)	4,624
Unified Communications Upgrade to provide for Redundancy COMPLETED 2014	47,500	-	47,500	(47,159)	-	(47,159)	341
Website Redesign and Replacement	65,000	-	65,000	(55,854)	-	(55,854)	9,146
Data Center Power Protection	25,620	-	25,620	-	-	-	25,620
Physical Access and Video Control Management System	50,000	-	50,000	-	-	-	50,000
Unified Threat Management System	30,000	-	30,000	-	(35,792)	(35,792)	(5,792)
<b>Information Technology</b>	<b>445,395</b>	<b>1,880</b>	<b>447,275</b>	<b>(311,746)</b>	<b>(35,792)</b>	<b>(347,538)</b>	<b>99,737</b>
City Hall Design & Engineering Prefunding	100,000	-	100,000	-	-	-	100,000
Programming Study for Future City Hall	50,000	-	50,000	(1,200)	-	(1,200)	48,800
Facilities Improvement Partnership Program (2014 FIPP) COMPLETE 2015	250,000	(29,275)	220,725	(75,376)	(145,349)	(220,725)	-
City Hall Reconfiguration for Efficiency	31,500	-	31,500	(17,084)	(12,229)	(29,313)	2,187
Facilities Improvement Partnership Program (2015 FIPP)	250,000	-	250,000	-	-	-	250,000
<b>Facilities</b>	<b>681,500</b>	<b>(29,275)</b>	<b>652,225</b>	<b>(93,660)</b>	<b>(157,578)</b>	<b>(251,238)</b>	<b>400,987</b>
Fixed LPR & Mobile LPR	119,875	-	119,875	(49,459)	-	(49,459)	70,416
Code Red	24,500	-	24,500	(18,875)	-	(18,875)	5,625
Vehicle Replacement	2,000,000	34,500	2,034,500	(483,284)	(704,374)	(1,187,658)	846,842
Daily Report Software	12,400	-	12,400	-	-	-	12,400
Surveillance System	113,000	180,375	293,375	(198,362)	(18,089)	(216,451)	76,924
New Position-Detective Machinery & Equipment	30,000	-	30,000	(26,057)	-	(26,057)	3,943
AFIS Automated Fingerprint Identification System	54,398	-	54,398	-	(48,325)	(48,325)	6,073
Lieutenant Capital	30,500	-	30,500	-	(38,947)	(38,947)	(8,447)
Major Capital (2)	61,000	-	61,000	-	(77,894)	(77,894)	(16,894)
<b>Police Department</b>	<b>2,445,673</b>	<b>214,875</b>	<b>2,660,548</b>	<b>(776,037)</b>	<b>(887,628)</b>	<b>(1,663,665)</b>	<b>996,883</b>
Dunwoody Village TE Project	2,100,000	(525,103)	1,574,897	(1,127,854)	(35,982)	(1,163,836)	411,061
Road Resurfacing	10,631,000	83,697	10,714,697	(7,051,103)	(36,152)	(7,087,255)	3,627,442
New Sidewalks and ADA Ramps	2,970,000	45,000	3,015,000	(1,891,063)	(496,188)	(2,387,251)	627,749
Traffic Calming Radar Signs	100,000	-	100,000	(11,650)	-	(11,650)	88,350
N. Peachtree Rd/Tilly Mill Intersection Improvement	2,850,000	-	2,850,000	(420,330)	(170,239)	(590,569)	2,259,431
Mt. Vernon Rd/Vermack Intersection Improvement	325,000	106,000	431,000	(97,451)	(16,055)	(113,506)	317,494
Womack/Vermack Intersection Improvement	200,000	-	200,000	(69,912)	-	(69,912)	130,088
Wayfinding	150,000	-	150,000	(79,516)	(42,178)	(121,695)	28,305
Chamblee Dunwoody & Spalding Drive	370,000	55,000	425,000	(102,535)	(3,100)	(105,635)	319,365
School Pedestrian Safety Improvements	-	40,000	40,000	(37,816)	(4,100)	(41,916)	(1,916)
Concept Funding-Tilly Mill at Mt. Vernon Place	25,000	-	25,000	-	(1,250)	(1,250)	23,750
Concept Funding-Mt. Vernon at Tilly Mill	25,000	-	25,000	-	(5,000)	(5,000)	20,000
Concept Funding-Chamblee Dunwoody at Peeler	50,000	-	50,000	-	-	-	50,000
Citywide Traffic Signal Communications (ITS)	265,000	-	265,000	-	(49,938)	(49,938)	215,062
Chamblee Dunwoody Rd Bicycle & Pedestrian Imprv (Cambridge to VV)	1,650,000	-	1,650,000	(51,977)	(36,963)	(88,940)	1,561,060
Chesnut Elementary Pedestrian Project	-	60,000	60,000	(13,915)	(6,801)	(20,716)	39,284
Kingsley Safe Routes to School-retaining walls	-	50,000	50,000	(43,439)	(6,289)	(49,729)	271
Construction Funding Mt. Vernon/Womack Pedestrian Crossing Improvements	-	150,000	150,000	-	-	-	150,000
Chamblee Dunwoody Georgetown Corridor	275,000	150,000	425,000	-	(44,834)	(44,834)	380,166
Winters Chapel (WalMart contribution)	-	30,000	30,000	-	-	-	30,000
Watermain Project with DeKalb (will be reimbursed)	-	-	-	-	(168,930)	(168,930)	(168,930)
Crosswalk replacement with PCID (will be reimbursed)	-	-	-	-	(15,321)	(15,321)	(15,321)
<b>Public Works</b>	<b>21,986,000</b>	<b>244,595</b>	<b>22,230,595</b>	<b>(10,998,561)</b>	<b>(1,139,321)</b>	<b>(12,137,882)</b>	<b>10,092,712</b>
Pernoshal Park	1,025,000	2,225,000	3,250,000	(6,315)	(700,865)	(707,180)	2,542,820
Brook Run Demo COMPLETED 2015	400,000	22,296	422,296	(217,767)	(204,528)	(422,296)	-
Brook Run Park Improvements	150,000	144,302	294,302	(111,114)	(172,694)	(283,809)	10,494
Brook Run Trail	572,010	675,179	1,247,189	(1,129,580)	(111,260)	(1,240,840)	6,349
Nancy Creek Greenway	25,000	-	25,000	(17,463)	-	(17,463)	7,538
Dunwoody Gateway Market Installation	150,000	-	150,000	(9,618)	-	(9,618)	140,382
Donaldson Chesnut Facility Stabilization	226,000	-	226,000	-	(19,300)	(19,300)	206,700
Design for Future Parks Trails Projects	25,000	-	25,000	-	-	-	25,000
Brook Run Dog Park Relocation	195,000	-	195,000	(35,268)	(121,121)	(156,389)	38,611
Dunwoody Park Parking Lot Resurfacing	100,000	-	100,000	(82,431)	-	(82,431)	17,569
Windwood Hollow Park Playground Replacement COMPLETED 2014	125,000	65,000	190,000	(190,000)	-	(190,000)	-
Emergency Notification System for Brook Run Park and Dunwoody Park	85,000	-	85,000	(72,012)	(1,003)	(73,015)	11,985
Georgetown Park-Shade Structure	-	75,000	75,000	-	-	-	75,000
Georgetown Park-Play Structure	-	25,000	25,000	-	-	-	25,000
Dunwoody Nature Center Parking Lot Resurfacing	100,000	-	100,000	-	-	-	100,000
Dunwoody Park Playground Replacement COMPLETED 2015	225,000	-	225,000	-	(225,000)	(225,000)	-
Constr. Dunwoody Renaissance 5 acre Park	-	3,200,000	3,200,000	-	-	-	3,200,000
Constr. Great Lawn @ Brook Run	-	300,000	300,000	-	-	-	300,000
<b>Parks</b>	<b>3,403,010</b>	<b>6,731,777</b>	<b>10,134,787</b>	<b>(1,871,569)</b>	<b>(1,555,771)</b>	<b>(3,427,340)</b>	<b>6,707,447</b>
GIS Webviewer COMPLETED 2014	75,000	-	75,000	(41,857)	-	(41,857)	33,143
Plotter Purchase	20,000	-	20,000	(6,096)	(2,032)	(8,128)	11,872
GIS Mobile Collection Unit COMPLETED 2014	13,000	-	13,000	(11,510)	-	(11,510)	1,490
<b>Community Development</b>	<b>108,000</b>	<b>-</b>	<b>108,000</b>	<b>(59,463)</b>	<b>(2,032)</b>	<b>(61,495)</b>	<b>46,505</b>
Completed/Abandoned Projects Closed Out	-	144,573	144,573	-	-	-	144,573
<b>Unallocated</b>	<b>-</b>	<b>144,573</b>	<b>144,573</b>	<b>-</b>	<b>-</b>	<b>-</b>	<b>144,573</b>
<b>Total</b>	<b>29,069,578</b>	<b>7,308,424</b>	<b>36,378,002</b>	<b>(14,111,035)</b>	<b>(3,778,124)</b>	<b>(17,889,159)</b>	<b>18,488,843</b>

City of Dunwoody  
YTD Statement of Revenues and  
Expenses Through July 31, 2015

<i>E911 Fund</i>	<b>Total Annual Budget</b>	<b>YTD Budget</b>	<b>YTD Actual</b>	<b>Variance</b> <small>(% of YTD Budget)</small> (\$ '000)	<b>Prior YTD Actual</b>	<b>Flux</b> <small>(Diff from Prior Year)</small>	
<b>Revenues</b>							
E911 Revenue	1,200,000	675,000	633,344	(41)	94%	711,334	77,990
Transfers In	73,300	67,758	73,082	(218)	108%	-	(73,082)
<b>Total Revenues</b>	<b>1,273,300</b>	<b>742,758</b>	<b>706,426</b>	<b>(36)</b>	<b>95%</b>	<b>711,334</b>	<b>4,908</b>
<b>Expenditures</b>							
Communications	148,300	86,508	49,359	37	57%	107,493	58,134
Intergovernmental-E911 (Chatcomm)	1,125,000	656,250	656,250	-	100%	716,667	60,417
<b>Total Expenditures</b>	<b>1,273,300</b>	<b>742,758</b>	<b>706,426</b>	<b>36</b>	<b>95%</b>	<b>824,159</b>	<b>117,733</b>
<b>Total Revenues over/(under) Expenditures</b>	<b>-</b>	<b>-</b>	<b>-</b>	<b>-</b>		<b>(112,825)</b>	<b>(112,825)</b>

City of Dunwoody  
YTD Statement of Revenues and  
Expenses Through July 31, 2015

<i>Hotel Excise Tax Fund</i>	<b>Total Annual Budget</b>	<b>YTD Budget</b>	<b>YTD Actual</b>	<b>Variance</b>	<b>Prior YTD Actual</b>	<b>Flux</b>
				(\$ '000)	(% of YTD Budget)	(Difference from Prior Year)
<b>Revenues</b>						
Hotel/Motel Tax	2,300,000	1,341,667	1,564,285	223	117%	1,436,122 (128,163)
Interest Revenue	-	-	10	0		15 5
<b>Total Revenues</b>	<b>2,300,000</b>	<b>1,341,667</b>	<b>1,564,295</b>	<b>223</b>	<b>117%</b>	<b>1,436,137 (128,158)</b>
<b>Expenditures</b>						
Transfers to General Fund	1,380,000	805,000	938,580	(134)	117%	861,687 (76,893)
Transfers to Component Unit - CVBD	920,000	536,667	625,714	(89)	117%	574,449 (51,265)
<b>Total Expenditures</b>	<b>2,300,000</b>	<b>1,341,667</b>	<b>1,564,294</b>	<b>(223)</b>	<b>117%</b>	<b>1,436,136 (128,158)</b>
<b>Total Revenues over/(under) Expenditures</b>	<b>-</b>	<b>-</b>	<b>1</b>	<b>0</b>		<b>1 (0)</b>



City of Dunwoody  
YTD Statement of Revenues and  
Expenses Through July 31, 2015

<i>HOST Fund</i>	Total Annual Budget	YTD Budget	YTD Actual	Variance  (\$ '000)		Prior YTD Actual	Flux  (Difference from Prior Year)
<b>Revenues</b>							
Homestead Option Sales Tax	4,000,000	665,000	700,000	35		1,035,230	335,230
Interest Revenue	4,500	2,625	1,093	(2)		756	(336)
<b>Total Revenues</b>	<b>4,004,500</b>	<b>667,625</b>	<b>701,093</b>	<b>33</b>	<b>105%</b>	<b>1,035,986</b>	<b>1,335,230</b>
<b>Expenditures</b>							
Transfers Out - Capital (PW)	4,000,000	2,000,000	1,000,000	1,000	50%	-	(1,000,000)
<b>Total Expenditures</b>	<b>4,000,000</b>	<b>2,000,000</b>	<b>1,000,000</b>	<b>1,000</b>	<b>50%</b>	<b>-</b>	<b>(1,000,000)</b>
<b>Total Revenues over/(under) Expenditures</b>	<b>4,500</b>	<b>(1,332,375)</b>	<b>(298,907)</b>	<b>1,033</b>	<b>22%</b>	<b>1,035,986</b>	<b>1,335,230</b>

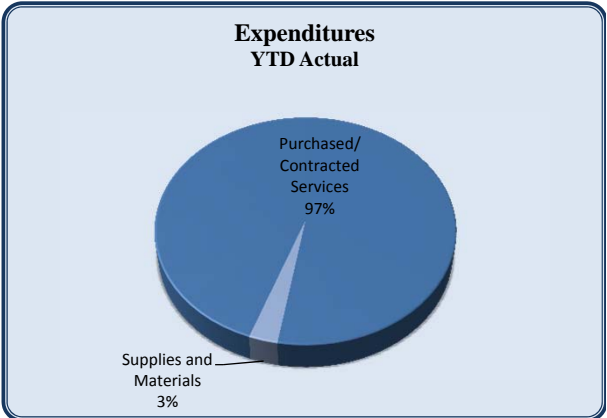
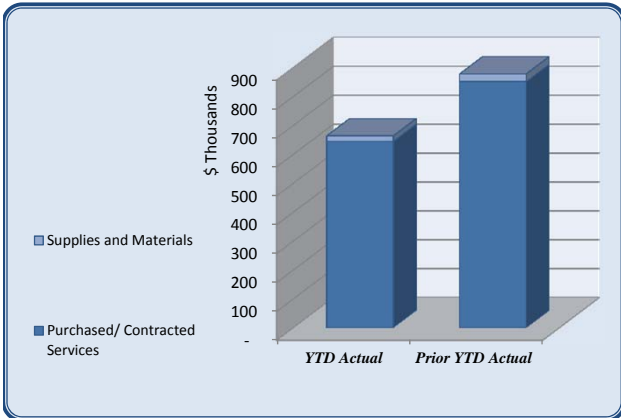
City of Dunwoody  
YTD Statement of Revenues and  
Expenses Through July 31, 2015

<i>Debt Service Fund</i>	Total Annual Budget	YTD Budget	YTD Actual	Variance	Prior YTD Actual	Flux
				(\$ '000)	(% of YTD Budget)	(Difference from Prior Year)
<b>Revenues</b>						
Transfers from General Fund	1,464,367	854,214	854,214	(0)	100%	1,183,380 329,166
<b>Total Revenues</b>	<b>1,464,367</b>	<b>854,214</b>	<b>854,214</b>	<b>(0)</b>	<b>100%</b>	<b>1,183,380</b> <b>329,166</b>
<b>Expenditures</b>						
Lease Principal	-	-	-	-		1,157,044 1,157,044
Lease Interest	-	-	-	-		19,377 19,377
Transfers Out - CU	1,464,088	157,044	183,218	(26)	117%	6,797 (176,421)
<b>Total Expenditures</b>	<b>1,464,088</b>	<b>157,044</b>	<b>183,218</b>	<b>(26)</b>	<b>117%</b>	<b>1,183,218</b> <b>1,000,000</b>
<b>Total Revenues over/(under) Expenditures</b>	<b>279</b>	<b>697,170</b>	<b>670,996</b>	<b>(26)</b>	<b>96%</b>	<b>162</b> <b>(670,834)</b>



City of Dunwoody  
YTD Statement of Revenues and  
Expenses Through July 31, 2015

<i>Stormwater fund</i>	Total Annual Budget	YTD Budget	YTD Actual	Variance		Prior YTD Actual	Flux
				(\$ '000)	(% of YTD Budget)		(Difference from Prior Year)
<b>Revenues</b>							
Stormwater Utility Charges	1,851,622	-	-	-		3,069	3,069
Interest Revenue	800	467	394	(0)	84%	720	326
Residual Equity Transfer In	269,078	269,078	269,078	-	100%	-	(269,078)
<b>Total Revenues</b>	<b>2,121,500</b>	<b>269,545</b>	<b>269,472</b>	<b>(0)</b>	<b>100%</b>	<b>3,789</b>	<b>(265,683)</b>
<b>Expenditures</b>							
Official/Admin Svcs	120,000	70,000	58,332	12	83%	70,000	11,668
Professional Services-Stormwater	160,000	93,333	45,496	48	49%	2,938	(42,558)
Repairs & Maintenance	1,785,000	1,140,000	536,273	604	45%	778,068	241,794
Rep & Maint-Riprap Program	5,000	2,917	3,663	(1)	126%	-	(3,663)
Printing & Binding	500	292	5	0	2%	-	(5)
Dues & Fees	500	292	500	(0)	171%	-	(500)
<b>Purchased/ Contracted Services</b>	<b>2,071,000</b>	<b>1,306,833</b>	<b>644,270</b>	<b>663</b>	<b>49%</b>	<b>851,006</b>	<b>206,736</b>
Supplies	50,000	29,167	18,805	10	64%	26,429	7,624
Books & Periodicals	500	292	-	0	0%	-	-
<b>Supplies and Materials</b>	<b>50,500</b>	<b>29,458</b>	<b>18,805</b>	<b>11</b>	<b>64%</b>	<b>26,429</b>	<b>7,624</b>
<b>Total Expenditures</b>	<b>2,121,500</b>	<b>1,336,292</b>	<b>663,075</b>	<b>673</b>	<b>50%</b>	<b>877,436</b>	<b>214,360</b>
<b>Total Revenues over/(under) Expenditures</b>	<b>-</b>	<b>(1,066,747)</b>	<b>(393,603)</b>	<b>673</b>	<b>37%</b>	<b>(873,646)</b>	<b>(480,043)</b>



Convention Visitors' Bureau of Dunwoody  
Monthly Statement of Revenues and Expenses  
July 31, 2015

CVB of Dunwoody			Variance		Prior YTD Actual
	Total Annual Budget	YTD Budget	YTD Actual	(% of YTD Budget)	
Fund Balance	-	-	-		
<b>Revenues</b>					
Interest Revenue	1,152	672	299	44%	692
Other Revenue	8,442	4,925	-	0%	-
Tax Revenue	1,033,449	602,845	625,714	104%	574,449
Residual Equity Transfer (Promotional Reserve)	20,000	15,000	5,000	33%	-
<b>Total Revenues</b>	<b>1,043,043</b>	<b>608,442</b>	<b>626,013</b>	<b>103%</b>	<b>575,141</b>
<b>Expenditures</b>					
<i>Employees/Personnel</i>					
Salaries	288,757	156,859	155,011	99%	125,779
Benefits	35,554	19,526	16,944	87%	9,654
Payroll Taxes	28,876	15,685	11,783	75%	10,462
Unemployment	-	-	-		(810)
Medic	-	-	-		-
<i>Total Employees/Personnel Expenditures</i>	353,187	192,070	183,738	96%	145,085
<i>Administrative</i>					
Depreciation Expense	-	-	-		-
Legal & Professional Fees	18,140	14,290	11,564	81%	8,902
Rent	44,047	25,511	34,331	135%	24,215
Employee Development	6,320	5,820	5,798	100%	3,488
Equipment Lease	1,920	1,085	898	83%	1,020
IT Support	6,960	4,060	4,199	103%	3,563
Insurance	3,900	700	765	109%	1,507
Postage/Courier/Ovenight Mail	-	-	707		697
Telephone/Internet	8,400	4,900	3,757	77%	4,133
Licenses & Fees	3,050	1,800	-	0%	305
Miscellaneous	1,200	700	437	62%	510
Office Expense	2,400	1,400	8,661	619%	1,173
Vehicle Expenses	-	-	-		-
Meals & Meeting Expenses	3,600	2,400	1,187	49%	1,728
Travel	7,200	4,200	2,109	50%	2,242
Small Equipment	2,000	2,000	3,177	159%	8,718
Furniture & Fixtures	10,000	10,000	-	0%	-
<i>Total Administrative Expenditures</i>	119,137	78,866	77,588	98%	62,201
<i>Marketing</i>					
Research	40,000	40,000	30,325	76%	5,901
Graphic Design	30,800	19,100	19,650	103%	18,650
Public Relations	12,000	9,000	10,551	117%	950
Website Management	72,579	70,079	47,322	68%	11,356
Website Marketing	59,000	36,500	21,404	59%	29,450
Advertising - Print	96,000	56,000	64,536	115%	25,028
Advertising - Digital	78,000	45,500	25,183	55%	47,380
Printing	23,800	22,600	1,687	7%	16,039
Postage/Courier/Ovenight Mail	2,400	1,400	9	1%	134
Dues & Subscriptions	9,483	938	12,948	1380%	1,157
Memberships	12,259	11,059	6,464	58%	10,975
Customer Relationship Management Tool	13,500	-	-		-
Photography	9,000	6,000	3,351	56%	1,300
Miscellaneous	1,800	1,050	-	0%	787
<i>Total Marketing Expenditures</i>	460,621	319,226	243,430	76%	169,106
<i>Promotional</i>					
Community Development	-	-	-		12,819
Conventions and Trade Shows	20,569	17,819	16,812	94%	9,069
Event Hosting & Site Visits	24,500	20,050	6,619	33%	(1,887)
Sponsorships	-	-	9,600		7,000
Group Sales Show Sponsorships	33,500	24,500	-	0%	-
Meals and Business Development	3,600	2,100	2,786	133%	1,293
Meeting Bids and Incentives	10,000	7,500	-	0%	-
Promotions	24,800	16,550	21,219	128%	20,790
Travel	13,200	7,700	6,138	80%	6,337
Promotional Materials	12,000	7,000	14,198	203%	6,406
<i>Total Promotional Expenditures</i>	142,169	103,219	77,371	75%	61,826
<b>Total Expenditures</b>	<b>1,075,114</b>	<b>693,381</b>	<b>582,126</b>	<b>84%</b>	<b>438,218</b>
<b>Total Revenues over/(under) Expenditures</b>	<b>(32,071)</b>	<b>(84,939)</b>	<b>43,887</b>		<b>136,923</b>

VENDOR SET: 01 City of Dunwoody, GA  
 BANK: 01 Suntrust Concentration  
 DATE RANGE: 7/01/2015 THRU 7/31/2015

VENDOR I.D.	NAME	STATUS	CHECK DATE	AMOUNT	DISCOUNT	CHECK NO	CHECK STATUS	CHECK AMOUNT
001615	PNC Bank, N. A.							
I-Aug 2015	PNC Bank, N. A.	D	7/10/2015			000000		
405 8000.581200.01	Lease Principal		PNC Bank, N. A.	14,564.39				
405 8000.582200.01	Lease Interest		PNC Bank, N. A.	2,579.05				17,143.44
001615	PNC Bank, N. A.							
I-August 2015	PNC Bank, N. A.	D	7/17/2015			000000		
405 8000.581200.01	Lease Principal		PNC Bank, N. A.	6,418.78				
405 8000.582200.01	Lease Interest		PNC Bank, N. A.	2,611.74				9,030.52

* * T O T A L S * *	NO	INVOICE AMOUNT	DISCOUNTS	CHECK AMOUNT
REGULAR CHECKS:	0	0.00	0.00	0.00
HAND CHECKS:	0	0.00	0.00	0.00
DRAFTS:	2	26,173.96	0.00	26,173.96
EFT:	0	0.00	0.00	0.00
NON CHECKS:	0	0.00	0.00	0.00
VOID CHECKS:	0 VOID DEBITS	0.00		
	VOID CREDITS	0.00	0.00	0.00

TOTAL ERRORS: 0

\*\* G/L ACCOUNT TOTALS \*\*

G/L ACCOUNT	NAME	AMOUNT
405 8000.581200.01	Lease Principal	20,983.17
405 8000.582200.01	Lease Interest	5,190.79
	*** FUND TOTAL ***	26,173.96

VENDOR SET: 01 BANK: 01	TOTALS:	NO	INVOICE AMOUNT	DISCOUNTS	CHECK AMOUNT
		2	26,173.96	0.00	26,173.96
BANK: 01	TOTALS:	2	26,173.96	0.00	26,173.96

VENDOR SET: 01 City of Dunwoody, GA

BANK: 03 Suntrust Disbursement Acc

DATE RANGE: 7/01/2015 THRU 7/31/2015

VENDOR I.D.	NAME	STATUS	CHECK DATE	AMOUNT	DISCOUNT	CHECK NO	CHECK STATUS	CHECK AMOUNT
000022	ADP							
I-457086180	ADP	D	7/03/2015			000000		
100 1512.521200.00	Professional Services	ADP		524.24				524.24
000022	ADP							
I-457830179	ADP	D	7/17/2015			000000		
100 1512.521200.00	Professional Services	ADP		530.02				530.02
000025	Clark Patterson Lee							
I-54	Clark Patterson Lee	D	7/01/2015			000000		
100 7000.521100.01	Official/Admin Svcs	Clark Patterson Lee		598,858.84				598,858.84
000025	Clark Patterson Lee							
I-55	Clark Patterson Lee	D	7/20/2015			000000		
100 7000.521100.01	Official/Admin Svcs	Clark Patterson Lee		132,250.00				132,250.00
000029	Lowe Engineers, LLC							
I-15582	Lowe Engineers, LLC	D	7/31/2015			000000		
100 4100.521100.01	Official/Admin Svcs	Lowe Engineers, LLC		18,750.00				
100 6200.521100.01	Official/Admin Svcs	Lowe Engineers, LLC		16,900.00				
560 4320.521100.01	Official/Admin Svcs	Lowe Engineers, LLC		8,333.17				43,983.17
000073	JAT Consulting Services, Inc							
I-42	JAT Consulting Services, Inc	D	7/01/2015			000000		
100 1511.521100.01	Official/Admin Svcs	JAT Consulting Servi		112,366.58				112,366.58
000094	WEX BANK							
I-41538589	WEX BANK	D	7/06/2015			000000		
100 3200.531270.00	Gasoline	WEX BANK		1,236.60				1,236.60
000137	Medcom Services, Inc							
I-7/4/2015	Medcom Services, Inc	D	7/04/2015			000000		
100 0000.121300.16	Flex Spending Ded Payable	Medcom Services, Inc		542.52				542.52
000137	Medcom Services, Inc							
I-7/11/2015	Medcom Services, Inc	D	7/11/2015			000000		
100 0000.121300.16	Flex Spending Ded Payable	Medcom Services, Inc		646.17				646.17
000137	Medcom Services, Inc							
I-7/17/2015	Medcom Services, Inc	D	7/18/2015			000000		
100 0000.121300.16	Flex Spending Ded Payable	Medcom Services, Inc		495.65				495.65
000271	Georgia Bureau of Investigatio							
I-212-254973	Georgia Bureau of Investigatio	D	7/01/2015			000000		
100 3200.521300.00	Technical Svcs	Georgia Bureau of In		467.50				467.50

VENDOR SET: 01 City of Dunwoody, GA  
 BANK: 03 Suntrust Disbursement Acc  
 DATE RANGE: 7/01/2015 THRU 7/31/2015

VENDOR I.D.	NAME	STATUS	CHECK DATE	AMOUNT	DISCOUNT	CHECK NO	CHECK STATUS	CHECK AMOUNT
001419	Mulcahy Accounting & Risk Cons							
I-2015-6	Mulcahy Accounting & Risk Cons	D	7/05/2015			000000		
100 1511.521200.00	Professional Services	Mulcahy Accounting &		1,291.66				
I-2015-7	Mulcahy Accounting & Risk Cons	D	7/05/2015			000000		
100 1511.521200.00	Professional Services	Mulcahy Accounting &		1,291.66				2,583.32
001421	Chattahoochee River 911 Author							
I-August 2015	Chattahoochee River 911 Author	D	7/17/2015			000000		
215 3800.571000.00	Intergovernmental-E911	Chattahoochee River		93,750.00				93,750.00
001480	Interdev, LLC							
I-1004552	Interdev, LLC	D	7/31/2015			000000		
100 1535.521100.01	Official/Admin Svcs	Interdev, LLC		38,173.50				38,173.50
001551	Jacobs							
I-EEXF9503-072415	Jacobs	D	7/24/2015			000000		
100 1570.521100.01	Official/Admin Svcs	Jacobs		25,662.75				25,662.75
001831	CDI-Infrastructure, LLC dba L.							
I-530481	CDI-Infrastructure, LLC dba L.	D	7/08/2015			000000		
215 3800.523200.00	Communications	CDI-Infrastructure,		444.00				444.00
000008	CIT Technology Fin Serv Inc							
I-27097367	CIT Technology Fin Serv Inc	R	7/10/2015			019710		
100 1565.522300.00	Rentals	CIT Technology Fin S		733.00				733.00
000021	Employment Screening Services							
I-254650	Employment Screening Services	R	7/10/2015			019711		
100 1540.521300.00	Technical Services	Employment Screening		506.65				506.65
000036	Allegra Print & Imaging							
I-39509	Allegra Print & Imaging	R	7/10/2015			019712		
100 1512.523400.00	Printing & Binding	Allegra Print & Imag		1,195.00				1,195.00
000061	Blue Cross Blue Shield							
I-000615063G	Blue Cross Blue Shield	R	7/10/2015			019713		
100 1110.512100.00	Group Insurance	Blue Cross Blue Shie		3,847.73				
100 1320.512100.00	Group Insurance	Blue Cross Blue Shie		2,558.44				
100 1330.512100.00	Group Insurance	Blue Cross Blue Shie		1,074.54				
100 1511.512100.00	Group Insurance	Blue Cross Blue Shie		1,560.65				
100 2650.512100.00	Group Insurance	Blue Cross Blue Shie		1,562.50				
100 3200.512100.00	Group Insurance	Blue Cross Blue Shie		62,793.13				
100 4100.512100.00	Group Insurance	Blue Cross Blue Shie		1,560.65				74,957.64

VENDOR SET: 01 City of Dunwoody, GA  
 BANK: 03 Suntrust Disbursement Acc  
 DATE RANGE: 7/01/2015 THRU 7/31/2015

VENDOR I.D.	NAME	STATUS	CHECK DATE	AMOUNT	DISCOUNT	CHECK NO	CHECK STATUS	CHECK AMOUNT
000118	Peace Officers'							
I-July 2015	Peace Officers'	R	7/10/2015			019714		
100 0000.121300.15	POAB Deduction Payable	Peace Officers'		680.00				680.00
000129	Verizon Wireless Services LLC							
I-9747301748	Verizon Wireless Services LLC	R	7/10/2015			019715		
100 1110.523200.00	Communications	Verizon Wireless Ser		60.72				
100 1110.523200.00	Communications	Verizon Wireless Ser		38.01				
100 1320.523200.00	Communications	Verizon Wireless Ser		336.98				
100 1330.523200.00	Communications	Verizon Wireless Ser		90.74				
100 1511.523200.00	Communications	Verizon Wireless Ser		97.43				
100 3200.523200.00	Communications	Verizon Wireless Ser		6,286.65				
100 4100.523200.00	Communications	Verizon Wireless Ser		98.73				
100 6200.523200.00	Communications	Verizon Wireless Ser		38.01				7,047.27
000149	AT&T							
I-July 2015	AT&T	R	7/10/2015			019716		
100 1535.523200.00	Communications	AT&T		149.70				149.70
000150	Fidelity Security Life Insuran							
I-5547888	Fidelity Security Life Insuran	R	7/10/2015			019717		
100 0000.121300.12	EE-Vision Payable	Fidelity Security Li		485.80				485.80
000156	Powell, Hugh R							
I-2016	Powell, Hugh R	R	7/10/2015			019718		
100 2650.521200.00	Prof Svcs	Powell, Hugh R		1,800.00				1,800.00
000158	Benefits Law Group							
I-30759	Benefits Law Group	R	7/10/2015			019719		
100 1540.521200.00	Professional Services	Benefits Law Group		231.00				231.00
000163	Metro Materials Inc.							
I-39929	Metro Materials Inc.	R	7/10/2015			019720		
100 4200.531100.00	Supplies	Metro Materials Inc.		1,025.15				
I-40031	Metro Materials Inc.	R	7/10/2015			019720		
100 4200.531100.00	Supplies	Metro Materials Inc.		1,939.38				2,964.53
000165	Vulcan Materials Company							
I-21212020834	Vulcan Materials Company	R	7/10/2015			019721		
560 4320.531100.00	Supplies	Vulcan Materials Com		408.75				408.75
000192	Signs Now (see image360)							
I-30644	Signs Now (see image360)	R	7/10/2015			019722		
100 1565.522200.00	Repairs & Maintenance	Signs Now (see image		1,565.25				1,565.25

VENDOR SET: 01 City of Dunwoody, GA  
 BANK: 03 Suntrust Disbursement Acc  
 DATE RANGE: 7/01/2015 THRU 7/31/2015

VENDOR I.D.	NAME	STATUS	CHECK DATE	AMOUNT	DISCOUNT	CHECK NO	CHECK STATUS	CHECK AMOUNT
000206	Georgia Power							
I-09153-15043/Jun 15	Georgia Power	R	7/10/2015			019723		
100 6200.531230.00	Utilities	Georgia Power		49.05				49.05
000206	Georgia Power							
I-10230-32056	Georgia Power	R	7/10/2015			019724		
100 6200.531230.00	Utilities	Georgia Power		48.60				48.60
000206	Georgia Power							
I-12030-46085/Jun 15	Georgia Power	R	7/10/2015			019725		
100 6200.531230.00	Utilities	Georgia Power		48.60				48.60
000206	Georgia Power							
I-24953-72008/Jun 15	Georgia Power	R	7/10/2015			019726		
100 6200.531230.00	Utilities	Georgia Power		110.81				110.81
000206	Georgia Power							
I-26354-99019/Jun 15	Georgia Power	R	7/10/2015			019727		
100 6200.531230.00	Utilities	Georgia Power		48.60				48.60
000206	Georgia Power							
I-June 2015	Georgia Power	R	7/10/2015			019728		
100 4100.531230.00	Electricity	Georgia Power		38,828.02				
100 6200.531230.00	Utilities	Georgia Power		7,659.98				46,488.00
000269	DeKalb County Georgia							
I-6305611/June 2015	DeKalb County Georgia	R	7/10/2015			019729		
100 6200.531230.00	Utilities	DeKalb County Georgi		64.94				
I-6305622/June 2015	DeKalb County Georgia	R	7/10/2015			019729		
100 6200.531230.00	Utilities	DeKalb County Georgi		335.37				
I-6305655/June 2015	DeKalb County Georgia	R	7/10/2015			019729		
100 6200.531230.00	Utilities	DeKalb County Georgi		69.26				
I-6305677/June 2015	DeKalb County Georgia	R	7/10/2015			019729		
100 6200.531230.00	Utilities	DeKalb County Georgi		973.26				
I-6305688/June 2015	DeKalb County Georgia	R	7/10/2015			019729		
100 6200.531230.00	Utilities	DeKalb County Georgi		16.21				1,459.04
000331	Tyler Technologies, Inc							
I-025-127455	Tyler Technologies, Inc	R	7/10/2015			019730		
100 2650.522200.00	Repairs & Maintenance	Tyler Technologies,		200.00				
I-025-128698	Tyler Technologies, Inc	R	7/10/2015			019730		
100 2650.522200.00	Repairs & Maintenance	Tyler Technologies,		1,399.00				1,599.00

VENDOR SET: 01 City of Dunwoody, GA  
 BANK: 03 Suntrust Disbursement Acc  
 DATE RANGE: 7/01/2015 THRU 7/31/2015

VENDOR I.D.	NAME	STATUS	CHECK DATE	AMOUNT	DISCOUNT	CHECK NO	CHECK STATUS	CHECK AMOUNT
001023	Victoria Clearfield							
I-June 2015	Victoria Clearfield	R	7/10/2015			019731		
100 2650.521300.00	Technical Svcs	Victoria Clearfield		1,230.00				1,230.00
001086	Schiff Hardin LLP							
I-2005574	Schiff Hardin LLP	R	7/10/2015			019732		
100 1530.521200.02	Prof Svcs-Litigation	Schiff Hardin LLP		4,257.00				4,257.00
001107	TerraMark							
I-T2014-138-8429	TerraMark	R	7/10/2015			019733		
560 4320.521200.09	Prof Svcs-Stormwater	TerraMark		20,176.10				20,176.10
001187	APG PCE, LLC							
I-PC41-100/July	APG PCE, LLC	R	7/10/2015			019734		
100 1565.531230.00	Electricity	APG PCE, LLC		2,168.11				
I-PC41-340	APG PCE, LLC	R	7/10/2015			019734		
100 0000.123310.00	Abated Rent	APG PCE, LLC		3,346.62				5,514.73
001275	LMI Systems, Inc							
I-1060413	LMI Systems, Inc	R	7/10/2015			019735		
100 6200.522200.06	R&M-Parks	LMI Systems, Inc		3,074.95				
I-1060642	LMI Systems, Inc	R	7/10/2015			019735		
100 6200.522200.06	R&M-Parks	LMI Systems, Inc		6,011.04				9,085.99
001328	LexisNexis Risk Data Managemen							
I-1502895-20150630	LexisNexis Risk Data Managemen	R	7/10/2015			019736		
100 1511.521300.00	Technical Services	LexisNexis Risk Data		50.00				50.00
001345	JEL Consulting Group, LLC							
I-226	JEL Consulting Group, LLC	R	7/10/2015			019737		
100 7500.521200.00	Professional Services	JEL Consulting Group		2,500.00				2,500.00
001385	Wolverton and Associates, Inc.							
I-40974	IRFP 15-03	R	7/10/2015			019738		
350 4200.541400.00	Infrastructure	IRFP 15-03		5,465.00				5,465.00
001415	Rite Way							
I-371584	Rite Way	R	7/10/2015			019739		
100 6200.522200.06	R&M-Parks	Rite Way		1,621.32				1,621.32
001492	James Duncan and Associates, I							
I-386-14-11	James Duncan and Associates, I	R	7/10/2015			019740		
100 7000.521200.00	Prof Svcs	James Duncan and Ass		1,140.00				1,140.00



VENDOR SET: 01 City of Dunwoody, GA

BANK: 03 Suntrust Disbursement Acc

DATE RANGE: 7/01/2015 THRU 7/31/2015

VENDOR I.D.	NAME	STATUS	CHECK DATE	AMOUNT	DISCOUNT	CHECK NO	CHECK STATUS	CHECK AMOUNT
001508	Atlanta Business Chronicle							
I-15921-070115	Atlanta Business Chronicle	R	7/10/2015			019741		
100 1570.523300.00	Advertising	Atlanta Business Chr		9,982.30				9,982.30
001517	Southern Premier Contractors,							
I-DUN-263	Lakeside Dr. & Peeler Rd.	R	7/10/2015			019742		
560 4320.522200.00	Repairs & Maintenance	Lakeside Dr. & Peele		3,280.00				3,280.00
001528	GRT Systems Inc dba N American							
I-110387	GRT Systems Inc dba N American	R	7/10/2015			019743		
100 6200.522200.06	R&M-Parks	GRT Systems Inc dba		834.18				834.18
001549	Gas South, LLC							
I-July 2015	Gas South, LLC	R	7/10/2015			019744		
100 6200.531230.00	Utilities	Gas South, LLC		481.97				481.97
001557	Enterprise Leasing Company of							
I-IJW6S4/6166215	Enterprise Leasing Company of	R	7/10/2015			019745		
100 3200.531100.01	Supplies-Explorer Program	Enterprise Leasing C		331.08				331.08
001605	Planners & Engineers Collabora							
I-33945	Planners & Engineers Collabora	R	7/10/2015			019746		
560 4320.522200.00	Repairs & Maintenance	Planners & Engineers		4,011.50				4,011.50
001617	Johnson Landscape, Inc. dba Ve							
I-CSTEE0009-00(28)11	Johnson Landscape, Inc. dba Ve	R	7/10/2015			019747		
350 4200.541400.00	Infrastructure	Johnson Landscape, I		30,987.57				30,987.57
001641	Dewberry Consultants LLC							
I-1190496	N. Peachtree culvert	R	7/10/2015			019748		
560 4320.522200.00	Repairs & Maintenance	N. Peachtree culvert		7,650.00				7,650.00
001656	De Lage Landen							
I-46182127	De Lage Landen	R	7/10/2015			019749		
100 3200.522300.00	Rentals	De Lage Landen		439.00				439.00
001673	Aerial Innovations of Ga., Inc							
I-46204	Aerial Innovations of Ga., Inc	R	7/10/2015			019750		
100 7000.521300.00	Technical Svcs	Aerial Innovations o		94.50				94.50
001719	Perimeter Community Improvemen							
I-PCID 10853 (13)	Perimeter Community Improvemen	R	7/10/2015			019751		
250 4002.522200.12	Repairs & Maintenance - PTO	Perimeter Community		45,998.21				
I-PCID 10853 (14)	Perimeter Community Improvemen	R	7/10/2015			019751		
250 4002.522200.12	Repairs & Maintenance - PTO	Perimeter Community		83,527.73				
I-PCID 12615 (4)	Perimeter Community Improvemen	R	7/10/2015			019751		
250 4006.541400.14	Bike Impl Plan-Infrastructure	Perimeter Community		6,612.87				
I-PCID 12615 (5)	Perimeter Community Improvemen	R	7/10/2015			019751		

VENDOR SET: 01 City of Dunwoody, GA  
 BANK: 03 Suntrust Disbursement Acc  
 DATE RANGE: 7/01/2015 THRU 7/31/2015

VENDOR I.D.	NAME	STATUS	CHECK DATE	AMOUNT	DISCOUNT	CHECK NO	CHECK STATUS	CHECK AMOUNT
001719	Perimeter Community ImCONT							
I-PCID 12615 (5)	Perimeter Community Improvemen	R	7/10/2015			019751		
250 4006.541400.14	Bike Impl Plan-Infrastructure	Perimeter Community		3,749.95				
I-PCID 12615 (6)	Perimeter Community Improvemen	R	7/10/2015			019751		
250 4006.541400.14	Bike Impl Plan-Infrastructure	Perimeter Community		2,400.20				
I-PCID 12615 (7)	Perimeter Community Improvemen	R	7/10/2015			019751		
250 4006.541400.14	Bike Impl Plan-Infrastructure	Perimeter Community		3,100.46				
I-PCID 12855 (1)	Perimeter Community Improvemen	R	7/10/2015			019751		
250 4002.522200.12	Repairs & Maintenance - PTOF	Perimeter Community		64,287.96				209,677.38
001756	Georgia Snacks							
I-131	Georgia Snacks	R	7/10/2015			019752		
100 1540.512900.00	Other Employment Benefits	Georgia Snacks		1,000.00				1,000.00
001766	Office Furniture Expo							
I-0180805 (2)	Office Furniture Expo	R	7/10/2015			019753		
350 1565.541300.00	Buildings	Office Furniture Exp		900.00				
I-0181616	Office Furniture Expo	R	7/10/2015			019753		
350 1565.541300.00	Buildings	Office Furniture Exp		531.90				1,431.90
001796	IPR Southeast LLC							
I-52602000-001	4750 Chamblee Dunwoody	R	7/10/2015			019754		
560 4320.522200.00	Repairs & Maintenance	4750 Chamblee Dunwoo		13,204.00				
I-52602900-001	5706 Roberts Drive	R	7/10/2015			019754		
560 4320.522200.00	Repairs & Maintenance	5706 Roberts Drive		12,061.60				
I-52603000-001	1664 Damon Court	R	7/10/2015			019754		
560 4320.522200.00	Repairs & Maintenance	1664 Damon Court		25,308.50				50,574.10
001799	Colliers International - Atlan							
I-July 2015	Colliers International - Atlan	R	7/10/2015			019755		
100 0000.381100.00	Rental Commissions	Colliers Internation		370.92				370.92
001820	Sharon Dickson, LLC							
I-June 2015	Sharon Dickson, LLC	R	7/10/2015			019756		
100 2650.521200.00	Prof Svcs	Sharon Dickson, LLC		800.00				800.00
001825	Randstad US LP							
I-R1797776	Randstad US LP	R	7/10/2015			019757		
100 7000.522200.00	Repairs & Maintenance	Randstad US LP		505.80				
I-R18008676	Randstad US LP	R	7/10/2015			019757		
100 7000.522200.00	Repairs & Maintenance	Randstad US LP		632.25				1,138.05
001833	Marny Heit							
I-Cody Walton	Marny Heit	R	7/10/2015			019758		
100 2650.521200.04	Prof Svcs-Public Defender	Marny Heit		260.00				
I-Kay Salomon	Marny Heit	R	7/10/2015			019758		
100 2650.521200.04	Prof Svcs-Public Defender	Marny Heit		170.00				430.00

VENDOR SET: 01 City of Dunwoody, GA  
 BANK: 03 Suntrust Disbursement Acc  
 DATE RANGE: 7/01/2015 THRU 7/31/2015

VENDOR I.D.	NAME	STATUS	CHECK DATE	AMOUNT	DISCOUNT	CHECK NO	CHECK STATUS	CHECK AMOUNT
001838	Sustainable Water Planning & E							
I-1017	Sustainable Water Planning & E	R	7/10/2015			019759		
560 4320.522200.00	Repairs & Maintenance		Sustainable Water Pl	5,180.00				5,180.00
001839	OpenGov, Inc.							
I-1513	OpenGov, Inc.	R	7/10/2015			019760		
100 1511.521300.00	Technical Services		OpenGov, Inc.	6,517.00				6,517.00
001861	EmpowerD Wellness							
I-June 2015	EmpowerD Wellness	R	7/10/2015			019761		
100 1540.512900.00	Other Employment Benefits		EmpowerD Wellness	1,565.42				1,565.42
001870	Health Point Chiropractic & We							
I-June 2015	Health Point Chiropractic & We	R	7/10/2015			019762		
100 1540.512900.00	Other Employment Benefits		Health Point Chiropr	440.00				440.00
001880	Autaco Development, LLC							
I-1268	Autaco Development, LLC	R	7/10/2015			019763		
100 4200.522200.02	R&M - Street Maintenance		Autaco Development,	1,783.08				1,783.08
001882	Moreland Altobelli Associates,							
I-2	Moreland Altobelli Associates,	R	7/10/2015			019764		
560 4320.522200.00	Repairs & Maintenance		Moreland Altobelli A	1,050.00				1,050.00
001884	Atlanta Bicycle Coalition							
I-0045	Atlanta Bicycle Coalition	R	7/10/2015			019765		
100 4100.521200.00	Prof Svcs		Atlanta Bicycle Coal	5,000.00				
100 7000.521300.00	Technical Svcs		Atlanta Bicycle Coal	2,150.00				7,150.00
001888	GS Construction, Inc.							
I-Pay App #3 Water	GS Construction, Inc.	R	7/10/2015			019766		
350 4200.541400.00	Infrastructure		GS Construction, Inc	168,930.00				168,930.00
001889	Carr, Sigsbee & Associates, In							
I-10837.00R	Carr, Sigsbee & Associates, In	R	7/10/2015			019767		
350 4200.541400.00	Infrastructure		Carr, Sigsbee & Asso	1,200.00				1,200.00
001898	Integrated Construction & Nobl							
I-Pay App #3	Integrated Construction & Nobl	R	7/10/2015			019768		
350 6200.541200.00	Site improvements		Integrated Construct	72,123.62				
350 6200.541200.00	Site improvements		Integrated Construct	233,010.00				305,133.62
001901	North Metro Waste, Inc.							
I-618074	North Metro Waste, Inc.	R	7/10/2015			019769		
100 4100.522200.00	Repairs & Maintenance		North Metro Waste, I	280.50				280.50

VENDOR SET: 01 City of Dunwoody, GA  
 BANK: 03 Suntrust Disbursement Acc  
 DATE RANGE: 7/01/2015 THRU 7/31/2015

VENDOR I.D.	NAME	STATUS	CHECK DATE	AMOUNT	DISCOUNT	CHECK NO	CHECK STATUS	CHECK AMOUNT
1	Siri Extensions							
I-2015 Bus Tax.	Siri Extensions:	R	7/10/2015			019770		
100 0000.316100.00	Business & Occupation Tax	Siri Extensions:		13.80				13.80
1	Meridian Intelligent Systems							
I-Bldg Permit Refund	Meridian Intelligent Systems:	R	7/10/2015			019771		
100 0000.323190.00	Plan Review - Fire	Meridian Intelligent		200.00				200.00
1	GVMA Foundation							
I-Damage Deposit	GVMA Foundation:	R	7/10/2015			019772		
100 0000.347900.00	Pavilion Rentals	GVMA Foundation:		400.00				400.00
1	Cowan Harter							
I-Sprinkler Repairs	Cowan Harter:	R	7/10/2015			019773		
350 4200.541400.00	Infrastructure	Cowan Harter:		1,215.00				1,215.00
1	Susan Robinson							
I-Tropical Smoothie	Susan Robinson:	R	7/10/2015			019774		
100 0000.127103.00	Special Event Sign Dep Payable	Susan Robinson:		100.00				100.00
000210	Rotary Club of Dunwoody, GA In							
I-3331 (2)	Rotary Club of Dunwoody, GA In	R	7/16/2015			019775		
100 3200.523600.00	Dues & Fees	Rotary Club of Dunwo		300.00				300.00
001187	APG PCE, LLC							
I-PC41-100/July 15	APG PCE, LLC	R	7/16/2015			019776		
100 0000.123310.00	Abated Rent	APG PCE, LLC		43,724.87				43,724.87
000210	Rotary Club of Dunwoody, GA In							
I-2015StateofCity (2	Rotary Club of Dunwoody, GA In	R	7/17/2015			019777		
100 0000.115300.01	State of the City	Rotary Club of Dunwo		1,344.47				1,344.47
000269	DeKalb County Georgia							
I-PropertyTaxEx13/14	DeKalb County Georgia	R	7/17/2015			019778		
100 0000.311100.00	Real Property Tax	DeKalb County Georgi		158,936.02				158,936.02
000016	Stone, McElroy & Associates							
I-2395PA	Stone, McElroy & Associates	R	7/24/2015			019779		
100 3200.521200.00	Prof Svcs	Stone, McElroy & Ass		700.00				700.00
000074	Standard Insurance							
I-August 2015	Standard Insurance	R	7/24/2015			019780		
100 1320.512100.00	Group Insurance	Standard Insurance		207.62				
100 1330.512100.00	Group Insurance	Standard Insurance		106.99				
100 1511.512100.00	Group Insurance	Standard Insurance		162.68				
100 2650.512100.00	Group Insurance	Standard Insurance		108.66				
100 3200.512100.00	Group Insurance	Standard Insurance		4,152.04				
100 4100.512100.00	Group Insurance	Standard Insurance		136.34				4,874.33

VENDOR SET: 01 City of Dunwoody, GA  
 BANK: 03 Suntrust Disbursement Acc  
 DATE RANGE: 7/01/2015 THRU 7/31/2015

VENDOR I.D.	NAME	STATUS	CHECK DATE	AMOUNT	DISCOUNT	CHECK NO	CHECK STATUS	CHECK AMOUNT
000138	Riley McLendon, LLC							
I-62817	Riley McLendon, LLC	R	7/24/2015			019781		
100 1530.521200.01	Prof Svcs-Legal	Riley McLendon, LLC		12,500.00				
I-62818	Riley McLendon, LLC	R	7/24/2015			019781		
100 1530.521200.02	Prof Svcs-Litigation	Riley McLendon, LLC		3,173.52				
I-62820	Riley McLendon, LLC	R	7/24/2015			019781		
350 4200.541400.00	Infrastructure	Riley McLendon, LLC		1,942.90				
I-62821	Riley McLendon, LLC	R	7/24/2015			019781		
560 4320.521200.09	Prof Svcs-Stormwater	Riley McLendon, LLC		447.70				
I-62822	Riley McLendon, LLC	R	7/24/2015			019781		
350 4200.541400.00	Infrastructure	Riley McLendon, LLC		45.00				18,109.12
000149	AT&T							
I-Jul 2015	AT&T	R	7/24/2015			019782		
100 1535.523200.00	Communications	AT&T		123.12				123.12
000159	Purchase Power							
I-Jul 2015	Purchase Power	R	7/24/2015			019783		
100 1516.523200.00	Communications	Purchase Power		31.21				31.21
000163	Metro Materials Inc.							
I-40142	Metro Materials Inc.	R	7/24/2015			019784		
100 4200.531100.00	Supplies	Metro Materials Inc.		1,416.87				
I-40251	Metro Materials Inc.	R	7/24/2015			019784		
100 4200.531100.00	Supplies	Metro Materials Inc.		427.44				1,844.31
000165	Vulcan Materials Company							
I-21212020909	Vulcan Materials Company	R	7/24/2015			019785		
560 4320.531100.00	Supplies	Vulcan Materials Com		401.25				
I-21212021244	Vulcan Materials Company	R	7/24/2015			019785		
560 4320.531100.00	Supplies	Vulcan Materials Com		349.00				750.25
000206	Georgia Power							
I-0075173410Aug14-15	Georgia Power	R	7/24/2015			019786		
100 4100.531230.00	Electricity	Georgia Power		2,939.92				2,939.92
000210	Rotary Club of Dunwoody, GA In							
I-3426	Rotary Club of Dunwoody, GA In	R	7/24/2015			019787		
100 3200.523600.00	Dues & Fees	Rotary Club of Dunwo		410.50				
I-3448	Rotary Club of Dunwoody, GA In	R	7/24/2015			019787		
100 1110.523600.00	Dues & Fees	Rotary Club of Dunwo		412.50				823.00
000216	Strategic Datacom Inc							
I-8846	Strategic Datacom Inc	R	7/24/2015			019788		
100 3200.522200.00	Repairs & Maintenance	Strategic Datacom In		150.00				150.00

VENDOR SET: 01 City of Dunwoody, GA  
 BANK: 03 Suntrust Disbursement Acc  
 DATE RANGE: 7/01/2015 THRU 7/31/2015

VENDOR I.D.	NAME	STATUS	CHECK DATE	AMOUNT	DISCOUNT	CHECK NO	CHECK STATUS	CHECK AMOUNT
000228	Wildcat Striping and Sealing C							
I-53825	Wildcat Striping and Sealing C	R	7/24/2015			019789		
100 6200.522200.06	R&M-Parks		Wildcat Striping and	1,767.00				1,767.00
000269	DeKalb County Georgia							
I-6178709/June 2015	DeKalb County Georgia	R	7/24/2015			019790		
100 6200.531230.00	Utilities		DeKalb County Georgi	19.45				
I-6697277	DeKalb County Georgia	R	7/24/2015			019790		
100 6200.531230.00	Utilities		DeKalb County Georgi	30.00				
I-6698863	DeKalb County Georgia	R	7/24/2015			019790		
100 6200.531230.00	Utilities		DeKalb County Georgi	87.36				136.81
001026	Guardian - Appleton							
I-August 2015	Guardian - Appleton	R	7/24/2015			019791		
100 1110.512100.00	Group Insurance		Guardian - Appleton	330.62				
100 1320.512100.00	Group Insurance		Guardian - Appleton	224.75				
100 1330.512100.00	Group Insurance		Guardian - Appleton	71.67				
100 1511.512100.00	Group Insurance		Guardian - Appleton	131.09				
100 2650.512100.00	Group Insurance		Guardian - Appleton	127.88				
100 3200.512100.00	Group Insurance		Guardian - Appleton	5,059.65				
100 4100.512100.00	Group Insurance		Guardian - Appleton	131.09				6,076.75
001037	Mauldin & Jenkins, LLC							
I-576343	Mauldin & Jenkins, LLC	R	7/24/2015			019792		
100 1512.521200.00	Professional Services		Mauldin & Jenkins,	1,000.00				1,000.00
001045	Specialty Engraving, Inc							
I-247033	Specialty Engraving, Inc	R	7/24/2015			019793		
100 3200.531100.01	Supplies-Explorer Program		Specialty Engraving,	525.00				525.00
001086	Schiff Hardin LLP							
I-2013391	Schiff Hardin LLP	R	7/24/2015			019794		
100 1530.521200.02	Prof Svcs-Litigation		Schiff Hardin LLP	2,857.50				2,857.50
001097	US Department of Homeland Secu							
I-SAVE-351980	US Department of Homeland Secu	R	7/24/2015			019795		
100 1516.521300.00	Technical Services		US Department of Hom	25.00				25.00
001187	APG PCE, LLC							
I-PC41-100/Aug 2015	APG PCE, LLC	R	7/24/2015			019796		
100 0000.123310.00	Abated Rent		APG PCE, LLC	43,724.87				
100 1565.531230.00	Electricity		APG PCE, LLC	2,064.31				
350 1565.541300.00	Buildings		APG PCE, LLC	690.00				
I-PC41-340/Aug 2015	APG PCE, LLC	R	7/24/2015			019796		
100 0000.123310.00	Abated Rent		APG PCE, LLC	3,346.62				49,825.80

VENDOR SET: 01 City of Dunwoody, GA

BANK: 03 Suntrust Disbursement Acc

DATE RANGE: 7/01/2015 THRU 7/31/2015

VENDOR I.D.	NAME	STATUS	CHECK DATE	AMOUNT	DISCOUNT	CHECK NO	CHECK STATUS	CHECK AMOUNT
001275	LMI Systems, Inc							
I-1060691	LMI Systems, Inc	R	7/24/2015			019797		
100 6200.522200.06	R&M-Parks	LMI Systems, Inc		585.84				585.84
001282	United Maintenance, Inc.							
I-227396	United Maintenance, Inc.	R	7/24/2015			019798		
100 6200.522200.06	R&M-Parks	United Maintenance,		552.00				552.00
001303	Custom Signs Today							
I-29992	Custom Signs Today	R	7/24/2015			019799		
100 1110.531100.00	Supplies	Custom Signs Today		175.00				175.00
001316	Lose and Associates							
I-20150662	Lose and Associates	R	7/24/2015			019800		
560 4320.521200.09	Prof Svcs-Stormwater	Lose and Associates		125.00				
I-20150672	Lose and Associates	R	7/24/2015			019800		
100 6200.522200.06	R&M-Parks	Lose and Associates		540.00				665.00
001333	E. Harriman Construction, Inc.							
I-0703-15	E. Harriman Construction, Inc.	R	7/24/2015			019801		
100 6200.522200.06	R&M-Parks	E. Harriman Construc		32,332.37				
350 6200.522200.00	Repairs & Maintenance	E. Harriman Construc		24,027.63				
I-0708-15	E. Harriman Construction, Inc.	R	7/24/2015			019801		
100 6200.522200.06	R&M-Parks	E. Harriman Construc		1,616.00				
100 6200.522200.06	R&M-Parks	E. Harriman Construc		1,573.00				59,549.00
001414	Geo-Hydro Engineers, Inc.							
I-49746	Geo-Hydro Engineers, Inc.	R	7/24/2015			019802		
350 6200.541200.00	Site improvements	Geo-Hydro Engineers,		2,839.80				
I-49754	Geo-Hydro Engineers, Inc.	R	7/24/2015			019802		
350 6200.541200.00	Site improvements	Geo-Hydro Engineers,		250.00				3,089.80
001429	Hardy Chevrolet							
I-201507202913	Hardy Chevrolet	R	7/24/2015			019803		
350 3200.542000.00	Machinery & Equipment	IMPALA'S		91,885.00				91,885.00
001444	Kenneth Wickham							
I-7/15/2015	Kenneth Wickham	R	7/24/2015			019804		
100 2650.521200.00	Prof Svcs	Kenneth Wickham		400.00				400.00
001457	Peace Officers Association of							
I-Y. Baum	Peace Officers Association of	R	7/24/2015			019805		
100 3200.523600.00	Dues & Fees	Peace Officers Assoc		20.00				20.00

VENDOR SET: 01 City of Dunwoody, GA  
 BANK: 03 Suntrust Disbursement Acc  
 DATE RANGE: 7/01/2015 THRU 7/31/2015

VENDOR I.D.	NAME	STATUS	CHECK DATE	AMOUNT	DISCOUNT	CHECK NO	CHECK STATUS	CHECK AMOUNT
001484	URS Corporation							
I-37592198	URS Corporation	R	7/24/2015			019806		
350 4200.541400.00	Infrastructure	URS Corporation		4,883.00				
250 4002.541400.14	TAP-Infrastructure	URS Corporation		19,531.98				24,414.98
001493	Entek							
I-29579	Entek	R	7/24/2015			019807		
100 1565.522200.00	Repairs & Maintenance	Entek		422.50				422.50
001675	The Law Offices of Matthew W.							
I-Anthony Wynn	The Law Offices of Matthew W.	R	7/24/2015			019808		
100 2650.521200.04	Prof Svcs-Public Defender	The Law Offices of M		90.00				
I-Bobby L. Johnson	The Law Offices of Matthew W.	R	7/24/2015			019808		
100 2650.521200.04	Prof Svcs-Public Defender	The Law Offices of M		115.00				
I-Chantelle Ulloa	The Law Offices of Matthew W.	R	7/24/2015			019808		
100 2650.521200.04	Prof Svcs-Public Defender	The Law Offices of M		95.00				
I-Charles Reed	The Law Offices of Matthew W.	R	7/24/2015			019808		
100 2650.521200.04	Prof Svcs-Public Defender	The Law Offices of M		107.50				
I-Curtis Jordan	The Law Offices of Matthew W.	R	7/24/2015			019808		
100 2650.521200.04	Prof Svcs-Public Defender	The Law Offices of M		172.50				
I-Dema Traitel	The Law Offices of Matthew W.	R	7/24/2015			019808		
100 2650.521200.04	Prof Svcs-Public Defender	The Law Offices of M		102.50				
I-Gregory Buttorff	The Law Offices of Matthew W.	R	7/24/2015			019808		
100 2650.521200.04	Prof Svcs-Public Defender	The Law Offices of M		122.50				
I-Jebleu Cummings	The Law Offices of Matthew W.	R	7/24/2015			019808		
100 2650.521200.04	Prof Svcs-Public Defender	The Law Offices of M		102.50				
I-Nathaniel Venson	The Law Offices of Matthew W.	R	7/24/2015			019808		
100 2650.521200.04	Prof Svcs-Public Defender	The Law Offices of M		125.00				
I-Richard Landers	The Law Offices of Matthew W.	R	7/24/2015			019808		
100 2650.521200.04	Prof Svcs-Public Defender	The Law Offices of M		52.50				1,085.00
001690	Oldcastle Precast Inc.							
I-410130587	Oldcastle Precast Inc.	R	7/24/2015			019809		
560 4320.531100.00	Supplies	Oldcastle Precast In		367.45				
I-410130667	Oldcastle Precast Inc.	R	7/24/2015			019809		
560 4320.531100.00	Supplies	Oldcastle Precast In		367.45				734.90
001719	Perimeter Community Improvemen							
I-PCID 12876 (3)	Perimeter Community Improvemen	R	7/24/2015			019810		
250 4005.541400.14	Commuter Trail-Infrastructure	Perimeter Community		982.14				
I-PCID 12876 (4)	Perimeter Community Improvemen	R	7/24/2015			019810		
250 4005.541400.14	Commuter Trail-Infrastructure	Perimeter Community		2,505.98				
I-PCID 12876 (5)	Perimeter Community Improvemen	R	7/24/2015			019810		
250 4005.541400.14	Commuter Trail-Infrastructure	Perimeter Community		8,157.55				
I-PCID 12876 (6)	Perimeter Community Improvemen	R	7/24/2015			019810		
250 4005.541400.14	Commuter Trail-Infrastructure	Perimeter Community		4,847.55				
I-PCID 12876 (7)	Perimeter Community Improvemen	R	7/24/2015			019810		
250 4005.541400.14	Commuter Trail-Infrastructure	Perimeter Community		6,833.16				
I-PCID 12876 (8)	Perimeter Community Improvemen	R	7/24/2015			019810		



VENDOR SET: 01 City of Dunwoody, GA  
 BANK: 03 Suntrust Disbursement Acc  
 DATE RANGE: 7/01/2015 THRU 7/31/2015

VENDOR I.D.	NAME	STATUS	CHECK DATE	AMOUNT	DISCOUNT	CHECK NO	CHECK STATUS	CHECK AMOUNT
001719	Perimeter Community ImCONT							
I-PCID 12876 (8)	Perimeter Community Improvemen	R	7/24/2015			019810		
250 4005.541400.14	Commuter Trail-Infrastructure	Perimeter Community		8,755.82				
I-PCID 12876 (9)	Perimeter Community Improvemen	R	7/24/2015			019810		
250 4005.541400.14	Commuter Trail-Infrastructure	Perimeter Community		6,710.62				38,792.82
001732	AT&T Mobility II LLC							
I-070155-0415	AT&T Mobility II LLC	R	7/24/2015			019811		
215 3800.523200.00	Communications	AT&T Mobility II LLC		5,601.90				5,601.90
001739	Kelly Michael Hundley, LLC							
I-332	Kelly Michael Hundley, LLC	R	7/24/2015			019812		
100 1530.521200.00	Prof Svcs	Kelly Michael Hundle		165.00				165.00
001787	Optech RWM, LLC							
I-D0615	Optech RWM, LLC	R	7/24/2015			019813		
100 4200.522200.05	R&M - Right of Way Maint	Optech RWM, LLC		1,666.66				
100 6200.522200.06	R&M-Parks	Optech RWM, LLC		35,100.10				
100 4100.522200.01	Repairs & Maintenance-Parks	Optech RWM, LLC		900.00				37,666.76
001795	ABM Janitorial Services - Sout							
I-8224435	ABM Janitorial Services - Sout	R	7/24/2015			019814		
100 3200.522200.00	Repairs & Maintenance	ABM Janitorial Servi		335.00				335.00
001801	Creative Impressions, LLC							
I-1799	Creative Impressions, LLC	R	7/24/2015			019815		
350 4200.521200.00	Professional Services	Creative Impressions		8,435.64				8,435.64
001817	Dekalb County Probate Court							
I-MISC-1986-1738	Dekalb County Probate Court	R	7/24/2015			019816		
100 3200.523600.00	Dues & Fees	Dekalb County Probat		10.00				10.00
001820	Sharon Dickson, LLC							
I-2015 Conference	Sharon Dickson, LLC	R	7/24/2015			019817		
100 2650.523500.00	Travel	Sharon Dickson, LLC		327.63				327.63
001824	Veith Traffic Services, LLC							
I-3011-14	Veith Traffic Services, LLC	R	7/24/2015			019818		
100 4200.522200.03	R&M - Traffic Signals	Veith Traffic Servic		680.00				680.00
001825	Randstad US LP							
I-R17886150	Randstad US LP	R	7/24/2015			019819		
100 7000.522200.00	Repairs & Maintenance	Randstad US LP		455.22				
I-R18037899	Randstad US LP	R	7/24/2015			019819		
100 7000.522200.00	Repairs & Maintenance	Randstad US LP		455.22				
I-R18067590	Randstad US LP	R	7/24/2015			019819		
100 7000.522200.00	Repairs & Maintenance	Randstad US LP		505.80				1,416.24

VENDOR SET: 01 City of Dunwoody, GA

BANK: 03 Suntrust Disbursement Acc

DATE RANGE: 7/01/2015 THRU 7/31/2015

VENDOR I.D.	NAME	STATUS	CHECK DATE	AMOUNT	DISCOUNT	CHECK NO	CHECK STATUS	CHECK AMOUNT
001861	EmpowerD Wellness							
I-July 2015	EmpowerD Wellness	R	7/24/2015			019820		
100 1540.512900.00	Other Employment Benefits	EmpowerD Wellness		1,565.42				1,565.42
001868	American Heritage Life Insuran							
I-July 2015	American Heritage Life Insuran	R	7/24/2015			019821		
100 0000.121300.18	AFLAC Deductions Payable	American Heritage Li		1,802.44				1,802.44
001880	Autaco Development, LLC							
I-1235	Autaco Development, LLC	R	7/24/2015			019822		
100 6200.522200.06	R&M-Parks	Autaco Development,		23,318.76				23,318.76
001901	North Metro Waste, Inc.							
I-615111	North Metro Waste, Inc.	R	7/24/2015			019823		
100 4100.522200.00	Repairs & Maintenance	North Metro Waste, I		297.50				297.50
001908	CCR Environmental, Inc.							
I-3681	CCR Environmental, Inc.	R	7/24/2015			019824		
560 4320.521200.09	Prof Svcs-Stormwater	CCR Environmental, I		821.66				
I-3704	CCR Environmental, Inc.	R	7/24/2015			019824		
560 4320.521200.09	Prof Svcs-Stormwater	CCR Environmental, I		821.66				1,643.32
001909	Northrop Grumman Corporation							
I-0001Z	Northrop Grumman Corporation	R	7/24/2015			019825		
100 3200.531600.00	Small Equipment	Northrop Grumman Cor		7,650.00				7,650.00
1	Ernie's Barbor Shop							
I-2015 BusTax Ref.	Ernie's Barbor Shop:	R	7/24/2015			019826		
100 0000.316100.00	Business & Occupation Tax	Ernie's Barbor Shop:		134.22				134.22
1	Perfect Brow Art							
I-2015 BusTax Refund	Perfect Brow Art:	R	7/24/2015			019827		
100 0000.316100.00	Business & Occupation Tax	Perfect Brow Art:		824.80				824.80
1	Bharath Groceries							
I-2015 Refund BusTax	Bharath Groceries:	R	7/24/2015			019828		
100 0000.316100.00	Business & Occupation Tax	Bharath Groceries:		514.19				514.19
1	Nma-Nancy Ayuk							
I-Alcohol Refund.	Nma-Nancy Ayuk:	R	7/24/2015			019829		
100 0000.347900.00	Pavilion Rentals	Nma-Nancy Ayuk:		200.00				200.00
1	Trinity Heritage Construction							
I-Bulding Permit-MAC	Trinity Heritage Construction:	R	7/24/2015			019830		
100 0000.323100.00	Bldg Structures & Equipment	Trinity Heritage Con		111.82				111.82

VENDOR SET: 01 City of Dunwoody, GA  
 BANK: 03 Suntrust Disbursement Acc  
 DATE RANGE: 7/01/2015 THRU 7/31/2015

VENDOR I.D.	NAME	STATUS	CHECK DATE	AMOUNT	DISCOUNT	CHECK NO	CHECK STATUS	CHECK AMOUNT
1	Matthew Sinon							
I-Event Refund	Matthew Sinon:	R	7/24/2015			019831		
100 0000.347900.00	Pavilion Rentals	Matthew Sinon:		200.00				200.00
1	Nova Commercial							
I-Fire Review	Nova Commercial:	R	7/24/2015			019832		
100 0000.323100.00	Bldg Structures & Equipment	Nova Commercial:		1,802.00				1,802.00
1	Gerald Bortey							
I-Gerald Bortey	Gerald Bortey:	R	7/24/2015			019833		
212 0000.127101.00	Seized Funds Payable	Gerald Bortey:		1,825.00				1,825.00
1	Christopher Bellew							
I-Notary (2)	Christopher Bellew:	R	7/24/2015			019834		
100 1330.531100.00	Supplies	Christopher Bellew:		38.74				38.74
1	Brent Walker							
I-Park Supplies	Brent Walker:	R	7/24/2015			019835		
100 6200.531100.00	Supplies	Brent Walker:		43.40				43.40
1	Heather Milstead							
I-Pavilion Refund.	Heather Milstead:	R	7/24/2015			019836		
100 0000.347900.00	Pavilion Rentals	Heather Milstead:		200.00				200.00
1	Richard Stirne							
I-Police Refund	Richard Stirne:	R	7/24/2015			019837		
100 0000.342900.00	Public Safety-Other	Richard Stirne:		25.00				25.00
1	Tracy L. Davis							
I-Fraudulant Check	Tracy L. Davis:	R	7/16/2015			919653		
100 0000.121101.00	Accrued Expense	Tracy L. Davis:		2,724.87				2,724.87

* * T O T A L S * *	NO	INVOICE AMOUNT	DISCOUNTS	CHECK AMOUNT
REGULAR CHECKS:	129	1,637,085.27	0.00	1,637,085.27
HAND CHECKS:	0	0.00	0.00	0.00
DRAFTS:	16	1,052,514.86	0.00	1,052,514.86
EFT:	0	0.00	0.00	0.00
NON CHECKS:	0	0.00	0.00	0.00
VOID CHECKS:	0 VOID DEBITS	0.00		
	VOID CREDITS	0.00	0.00	0.00

TOTAL ERRORS: 0

VENDOR SET: 01 City of Dunwoody, GA  
 BANK: 03 Suntrust Disbursement Acc  
 DATE RANGE: 7/01/2015 THRU 7/31/2015

## \*\* G/L ACCOUNT TOTALS \*\*

G/L ACCOUNT	NAME	AMOUNT
100 0000.115300.01	State of the City	1,344.47
100 0000.121101.00	Accrued Expense	2,724.87
100 0000.121300.12	EE-Vision Payable	485.80
100 0000.121300.15	POAB Deduction Payable	680.00
100 0000.121300.16	Flex Spending Ded Payable	1,684.34
100 0000.121300.18	AFLAC Deductions Payable	1,802.44
100 0000.123310.00	Abated Rent	94,142.98
100 0000.127103.00	Special Event Sign Dep Payable	100.00
100 0000.311100.00	Real Property Tax	158,936.02
100 0000.316100.00	Business & Occupation Tax	1,487.01
100 0000.323100.00	Bldg Structures & Equipment	1,913.82
100 0000.323190.00	Plan Review - Fire	200.00
100 0000.342900.00	Public Safety-Other	25.00
100 0000.347900.00	Pavilion Rentals	1,000.00
100 0000.381100.00	Rental Commissions	370.92
100 1110.512100.00	Group Insurance	4,178.35
100 1110.523200.00	Communications	98.73
100 1110.523600.00	Dues & Fees	412.50
100 1110.531100.00	Supplies	175.00
100 1320.512100.00	Group Insurance	2,990.81
100 1320.523200.00	Communications	336.98
100 1330.512100.00	Group Insurance	1,253.20
100 1330.523200.00	Communications	90.74
100 1330.531100.00	Supplies	38.74
100 1511.512100.00	Group Insurance	1,854.42
100 1511.521100.01	Official/Admin Svcs	112,366.58
100 1511.521200.00	Professional Services	2,583.32
100 1511.521300.00	Technical Services	6,567.00
100 1511.523200.00	Communications	97.43
100 1512.521200.00	Professional Services	2,054.26
100 1512.523400.00	Printing & Binding	1,195.00
100 1516.521300.00	Technical Services	25.00
100 1516.523200.00	Communications	31.21
100 1530.521200.00	Prof Svcs	165.00
100 1530.521200.01	Prof Svcs-Legal	12,500.00
100 1530.521200.02	Prof Svcs-Litigation	10,288.02
100 1535.521100.01	Official/Admin Svcs	38,173.50
100 1535.523200.00	Communications	272.82
100 1540.512900.00	Other Employment Benefits	4,570.84
100 1540.521200.00	Professional Services	231.00
100 1540.521300.00	Technical Services	506.65
100 1565.522200.00	Repairs & Maintenance	1,987.75
100 1565.522300.00	Rentals	733.00
100 1565.531230.00	Electricity	4,232.42
100 1570.521100.01	Official/Admin Svcs	25,662.75
100 1570.523300.00	Advertising	9,982.30

VENDOR SET: 01 City of Dunwoody, GA  
 BANK: 03 Suntrust Disbursement Acc  
 DATE RANGE: 7/01/2015 THRU 7/31/2015

## \*\* G/L ACCOUNT TOTALS \*\*

G/L ACCOUNT	NAME	AMOUNT
100 2650.512100.00	Group Insurance	1,799.04
100 2650.521200.00	Prof Svcs	3,000.00
100 2650.521200.04	Prof Svcs-Public Defender	1,515.00
100 2650.521300.00	Technical Svcs	1,230.00
100 2650.522200.00	Repairs & Maintenance	1,599.00
100 2650.523500.00	Travel	327.63
100 3200.512100.00	Group Insurance	72,004.82
100 3200.521200.00	Prof Svcs	700.00
100 3200.521300.00	Technical Svcs	467.50
100 3200.522200.00	Repairs & Maintenance	485.00
100 3200.522300.00	Rentals	439.00
100 3200.523200.00	Communications	6,286.65
100 3200.523600.00	Dues & Fees	740.50
100 3200.531100.01	Supplies-Explorer Program	856.08
100 3200.531270.00	Gasoline	1,236.60
100 3200.531600.00	Small Equipment	7,650.00
100 4100.512100.00	Group Insurance	1,828.08
100 4100.521100.01	Official/Admin Svcs	18,750.00
100 4100.521200.00	Prof Svcs	5,000.00
100 4100.522200.00	Repairs & Maintenance	578.00
100 4100.522200.01	Repairs & Maintenance-Parks	900.00
100 4100.523200.00	Communications	98.73
100 4100.531230.00	Electricity	41,767.94
100 4200.522200.02	R&M - Street Maintenance	1,783.08
100 4200.522200.03	R&M - Traffic Signals	680.00
100 4200.522200.05	R&M - Right of Way Maint	1,666.66
100 4200.531100.00	Supplies	4,808.84
100 6200.521100.01	Official/Admin Svcs	16,900.00
100 6200.522200.06	R&M-Parks	108,926.56
100 6200.523200.00	Communications	38.01
100 6200.531100.00	Supplies	43.40
100 6200.531230.00	Utilities	10,043.46
100 7000.521100.01	Official/Admin Svcs	731,108.84
100 7000.521200.00	Prof Svcs	1,140.00
100 7000.521300.00	Technical Svcs	2,244.50
100 7000.522200.00	Repairs & Maintenance	2,554.29
100 7500.521200.00	Professional Services	2,500.00
	*** FUND TOTAL ***	1,566,250.20
212 0000.127101.00	Seized Funds Payable	1,825.00
	*** FUND TOTAL ***	1,825.00
215 3800.523200.00	Communications	6,045.90
215 3800.571000.00	Intergovernmental-E911	93,750.00
	*** FUND TOTAL ***	99,795.90

VENDOR SET: 01 City of Dunwoody, GA  
BANK: 03 Suntrust Disbursement Acc  
DATE RANGE: 7/01/2015 THRU 7/31/2015

\*\* G/L ACCOUNT TOTALS \*\*

G/L ACCOUNT	NAME	AMOUNT
250 4002.522200.12	Repairs & Maintenance - PTOP	193,813.90
250 4002.541400.14	TAP-Infrastructure	19,531.98
250 4005.541400.14	Commuter Trail-Infrastructure	38,792.82
250 4006.541400.14	Bike Impl Plan-Infrastructure	15,863.48
	*** FUND TOTAL ***	268,002.18
350 1565.541300.00	Buildings	2,121.90
350 3200.542000.00	Machinery & Equipment	91,885.00
350 4200.521200.00	Professional Services	8,435.64
350 4200.541400.00	Infrastructure	214,668.47
350 6200.522200.00	Repairs & Maintenance	24,027.63
350 6200.541200.00	Site improvements	308,223.42
	*** FUND TOTAL ***	649,362.06
560 4320.521100.01	Official/Admin Svcs	8,333.17
560 4320.521200.09	Prof Svcs-Stormwater	22,392.12
560 4320.522200.00	Repairs & Maintenance	71,745.60
560 4320.531100.00	Supplies	1,893.90
	*** FUND TOTAL ***	104,364.79

VENDOR SET:	BANK:	TOTALS:	NO	INVOICE AMOUNT	DISCOUNTS	CHECK AMOUNT
VENDOR SET: 01	BANK: 03	TOTALS:	145	2,689,600.13	0.00	2,689,600.13
BANK: 03	TOTALS:		145	2,689,600.13	0.00	2,689,600.13

VENDOR SET: 01 City of Dunwoody, GA  
 BANK: 05 Suntrust Municipal Court  
 DATE RANGE: 7/01/2015 THRU 7/31/2015

VENDOR I.D.	NAME	STATUS	CHECK DATE	AMOUNT	DISCOUNT	CHECK NO	CHECK STATUS	CHECK AMOUNT
000278	DeKalb State Court							
I-D00041088	DeKalb State Court	R	7/10/2015			203274		
745 0000.121500.01	Jail Bonds Payable	DeKalb State Court		1,155.00				1,155.00
000278	DeKalb State Court							
I-D00043320	DeKalb State Court	R	7/10/2015			203275		
745 0000.121500.01	Jail Bonds Payable	DeKalb State Court		950.00				950.00
000278	DeKalb State Court							
I-D00044075	DeKalb State Court	R	7/10/2015			203276		
745 0000.121500.01	Jail Bonds Payable	DeKalb State Court		350.00				350.00
000278	DeKalb State Court							
I-D00044076	DeKalb State Court	R	7/10/2015			203277		
745 0000.121500.01	Jail Bonds Payable	DeKalb State Court		350.00				350.00
000278	DeKalb State Court							
I-D00044664-66	DeKalb State Court	R	7/10/2015			203278		
745 0000.121500.01	Jail Bonds Payable	DeKalb State Court		1,878.00				1,878.00
1	AVRAHAM, TOMER							
I-000201507022897	AVRAHAM, TOMER:	R	7/10/2015			203279		
745 0000.121500.01	Jail Bonds Payable	Bond Refund:D0004475		200.00				
745 0000.121500.01	Jail Bonds Payable	Bond Refund:D0004475		730.00				930.00
1	DEANE, ENISE							
I-000201507022898	DEANE, ENISE:	R	7/10/2015			203280		
745 0000.121500.01	Jail Bonds Payable	Bond Refund:D0004292		1,460.00				1,460.00
1	HICKLING, PAULA A							
I-000201507022899	HICKLING, PAULA A:	R	7/10/2015			203281		
745 0000.121500.01	Jail Bonds Payable	Bond Refund:D0004150		550.00				550.00
1	YIN, KEVIN CHI YEN							
I-000201507022900	YIN, KEVIN CHI YEN:	R	7/10/2015			203282		
745 0000.121500.01	Jail Bonds Payable	Bond Refund:D0004467		350.00				350.00
1	MANUEL, QUARTEZ DEMONTE							
I-000201507022901	MANUEL, QUARTEZ DEMONTE:	R	7/10/2015			203283		
745 0000.121500.01	Jail Bonds Payable	Bond Refund:D0004470		350.00				350.00
1	FLOWERS, BREMISSA B							
I-000201507022902	FLOWERS, BREMISSA B:	R	7/10/2015			203284		
745 0000.121500.01	Jail Bonds Payable	Bond Refund:D0003997		125.00				
745 0000.121500.01	Jail Bonds Payable	Bond Refund:D0003997		125.00CR				
745 0000.121500.01	Jail Bonds Payable	Bond Refund:D0003997		125.00				
745 0000.121500.01	Jail Bonds Payable	Bond Refund:D0003997		730.00				
745 0000.121500.01	Jail Bonds Payable	Bond Refund:F39977		200.00				1,055.00

VENDOR SET: 01 City of Dunwoody, GA  
 BANK: 05 Suntrust Municipal Court  
 DATE RANGE: 7/01/2015 THRU 7/31/2015

VENDOR I.D.	NAME	STATUS	CHECK DATE	AMOUNT	DISCOUNT	CHECK NO	CHECK STATUS	CHECK AMOUNT
1	RODGERS, TERESA L							
I-000201507192903	RODGERS, TERESA L:	R	7/24/2015			203285		
745 0000.121500.01	Jail Bonds Payable	Bond Refund:D0004521		350.00				350.00
1	CHEN, QING Y							
I-000201507192904	CHEN, QING Y:	R	7/24/2015			203286		
745 0000.121500.01	Jail Bonds Payable	Bond Refund:D0004408		50.00				50.00
1	GRANT, MELVIN EDWARD							
I-000201507192905	GRANT, MELVIN EDWARD:	R	7/24/2015			203287		
745 0000.121500.01	Jail Bonds Payable	Bond Refund:D0004427		350.00				350.00
1	MILLER, MYESHIA KYENTRIA							
I-000201507192906	MILLER, MYESHIA KYENTRIA:	R	7/24/2015			203288		
745 0000.121500.01	Jail Bonds Payable	Bond Refund:D0004474		350.00				350.00
1	SMITH, TAMONICA DANGELISE							
I-000201507192907	SMITH, TAMONICA DANGELISE:	R	7/24/2015			203289		
745 0000.121500.01	Jail Bonds Payable	Bond Refund:D0004479		100.00				100.00
1	DAVENPORT, NINA PASTOLA							
I-000201507192908	DAVENPORT, NINA PASTOLA:	R	7/24/2015			203290		
745 0000.121500.01	Jail Bonds Payable	Bond Refund:D0004492		125.00				125.00
1	MARTINEZ MANDUJANO, MARIA Y							
I-000201507192909	MARTINEZ MANDUJANO, MARIA Y:	R	7/24/2015			203291		
745 0000.121500.01	Jail Bonds Payable	Bond Refund:D0004507		178.00				178.00
1	AGEE, KELVIN PATRICK							
I-000201507192910	AGEE, KELVIN PATRICK:	R	7/24/2015			203292		
745 0000.121500.01	Jail Bonds Payable	Bond Refund:D0004514		350.00				350.00
1	HERNANDEZ MARTINEZ, ALEJANDRO							
I-000201507192911	HERNANDEZ MARTINEZ, ALEJANDRO:	R	7/24/2015			203293		
745 0000.121500.01	Jail Bonds Payable	Bond Refund:D0004522		950.00				
745 0000.121500.01	Jail Bonds Payable	Bond Refund:D0004522		200.00				
745 0000.121500.01	Jail Bonds Payable	Bond Refund:D0004522		730.00				
745 0000.121500.01	Jail Bonds Payable	Bond Refund:D0004522		200.00				
745 0000.121500.01	Jail Bonds Payable	Bond Refund:D0004522		350.00				2,430.00
1	NAPOLEON, DORETHA SEANETTE							
I-000201507192912	NAPOLEON, DORETHA SEANETTE:	R	7/24/2015			203294		
745 0000.121500.01	Jail Bonds Payable	Bond Refund:D0004524		562.00				562.00



VENDOR SET: 01 City of Dunwoody, GA  
BANK: 05 Suntrust Municipal Court  
DATE RANGE: 7/01/2015 THRU 7/31/2015

VENDOR I.D.	NAME	STATUS	CHECK DATE	AMOUNT	DISCOUNT	CHECK NO	CHECK STATUS	CHECK AMOUNT
-------------	------	--------	------------	--------	----------	----------	--------------	--------------

* * T O T A L S * *	NO	INVOICE AMOUNT	DISCOUNTS	CHECK AMOUNT
REGULAR CHECKS:	21	14,223.00	0.00	14,223.00
HAND CHECKS:	0	0.00	0.00	0.00
DRAFTS:	0	0.00	0.00	0.00
EFT:	0	0.00	0.00	0.00
NON CHECKS:	0	0.00	0.00	0.00
VOID CHECKS:	0	VOID DEBITS 0.00		
		VOID CREDITS 0.00	0.00	0.00

TOTAL ERRORS: 0

\*\* G/L ACCOUNT TOTALS \*\*

G/L ACCOUNT	NAME	AMOUNT
745 0000.121500.01	Jail Bonds Payable	14,223.00
	*** FUND TOTAL ***	14,223.00

VENDOR SET: 01	BANK: 05	TOTALS:	NO	INVOICE AMOUNT	DISCOUNTS	CHECK AMOUNT
			21	14,223.00	0.00	14,223.00
BANK: 05	TOTALS:		21	14,223.00	0.00	14,223.00

VENDOR SET: 01 City of Dunwoody, GA  
BANK: 06 PNC Municipal Court Cash  
DATE RANGE: 7/01/2015 THRU 7/31/2015

VENDOR I.D.	NAME	STATUS	CHECK DATE	AMOUNT	DISCOUNT	CHECK NO	CHECK STATUS	CHECK AMOUNT
001168	City of Dunwoody							
I-June 2015	City of Dunwoody	R	7/10/2015			000027		
745 0000.121900.01	Due to Other Funds-100 (SYS)	City of Dunwoody		16,548.82				16,548.82

* * T O T A L S * *	NO	INVOICE AMOUNT	DISCOUNTS	CHECK AMOUNT
REGULAR CHECKS:	1	16,548.82	0.00	16,548.82
HAND CHECKS:	0	0.00	0.00	0.00
DRAFTS:	0	0.00	0.00	0.00
EFT:	0	0.00	0.00	0.00
NON CHECKS:	0	0.00	0.00	0.00
VOID CHECKS:	0	VOID DEBITS 0.00		
		VOID CREDITS 0.00	0.00	0.00

TOTAL ERRORS: 0

\*\* G/L ACCOUNT TOTALS \*\*

G/L ACCOUNT	NAME	AMOUNT
745 0000.121900.01	Due to Other Funds-100 (SYS)	16,548.82
	*** FUND TOTAL ***	16,548.82

VENDOR SET: 01	BANK: 06	TOTALS:	NO	INVOICE AMOUNT	DISCOUNTS	CHECK AMOUNT
			1	16,548.82	0.00	16,548.82
BANK: 06	TOTALS:		1	16,548.82	0.00	16,548.82
REPORT TOTALS:			169	2,746,545.91	0.00	2,746,545.91

SELECTION CRITERIA

-----  
VENDOR SET: 01-City of Dunwoody  
VENDOR: ALL  
BANK CODES: All  
FUNDS: All  
-----

CHECK SELECTION

CHECK RANGE: 000000 THRU 999999  
DATE RANGE: 7/01/2015 THRU 7/31/2015  
CHECK AMOUNT RANGE: 0.00 THRU 999,999,999.99  
INCLUDE ALL VOIDS: YES  
-----

PRINT OPTIONS

SEQUENCE: CHECK NUMBER

PRINT TRANSACTIONS: YES  
PRINT G/L: YES  
UNPOSTED ONLY: NO  
EXCLUDE UNPOSTED: YES  
MANUAL ONLY: NO  
STUB COMMENTS: NO  
REPORT FOOTER: NO  
CHECK STATUS: NO  
PRINT STATUS: \* - All  
-----