

MEMORANDUM

To: Mayor and City Council
From: Chris Pike, Finance Director
Date: October 1, 2015
Subject: **YTD Financial Report for August 31, 2015**

Following are the financial highlights for through August 31, 2015. Overall revenues are above budget led by building permits with the State Farm project. Hotel taxes are also strong this year with revenue coming in at a record high for July. On the negative side, occupation taxes (aka business licenses) are about \$29,000 off last year's pace. Although it has gained slightly significantly the past couple of months, it appears this line item will fall short of budget by the end of the year. Also, with the tax digest in hand, I do not anticipate receiving the 5% increase budgeted for this line item. The digest rose just slightly. The negative year-to-date revenue reflects the homestead freeze tax refunds. Court revenues are 77% of year-to-date budget; still dropping due to operational issues previously discussed. It appears this line item will fall short of budget by the end of the year. E911 revenues rebounded with the transfer from the General Fund now less than \$10,000 off budget at \$77,827. HOST will also exceed budget.

Expenses are as expected. The budget overage in Community Development is due entirely to the increased building permit revenues. Also, showing is \$3.5 million of the DeKalb settlement that was earmarked for capital park projects. Those funds were transferred to the Capital Projects Fund; causing the budget overage in the General Fund. Later this month, a budget amendment will be presented to capture these items as well as other adjustments that are needed for the current year.

As Finance Director, I have reviewed this report. I am not aware of any material untrue statements or material omission; nor do I consider anything misleading. The financial statements and related information fairly present the financial condition and the results in all material respects. Management is responsible for internal controls and periodically evaluates these internal controls. No deficiencies in internal controls were discovered.

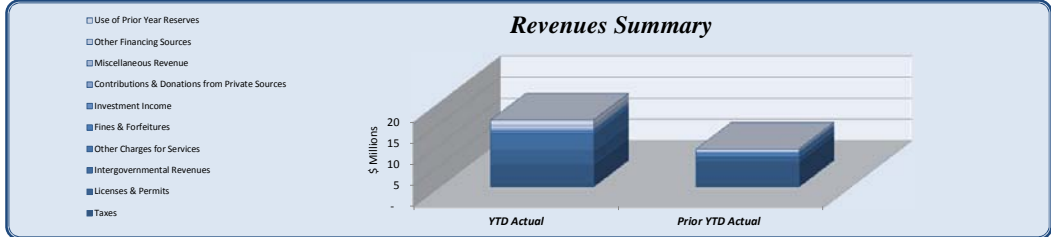
Michael G. Davis Mayor

Denis Shortal City Council Post 1
Jim Riticher City Council Post 2
Doug R. Thompson City Council Post 3

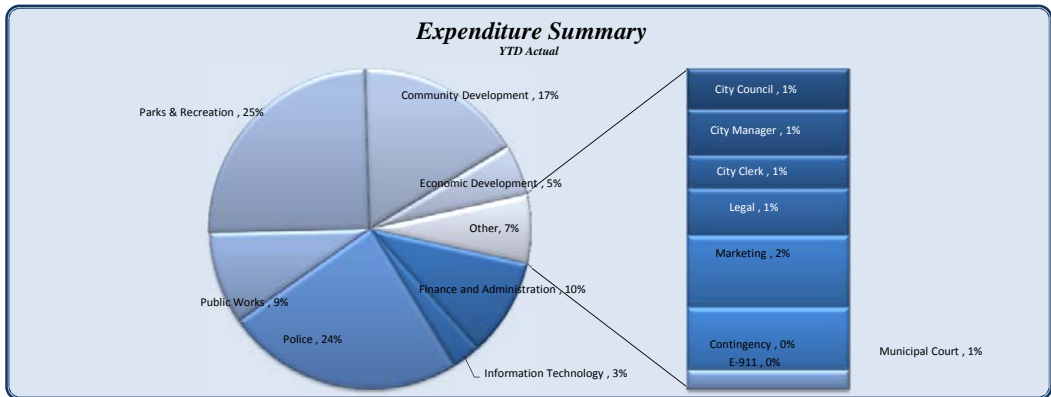
Terry Nall City Council Post 4
Lynn Deutsch City Council Post 5
John Heneghan City Council Post 6

City of Dunwoody
YTD Statement of Revenues and
Expenses Through August 31, 2015

Revenues & Resources	Total Annual			YTD Variance (\$ '000)	YTD (% of YTD Budget)	Prior YTD Actual	Flux (Diff from Prior Year)
	Budget	YTD Budget	YTD Actual				
Taxes	17,635,000	5,595,000	5,449,695	(145)	97%	6,054,769	(605,074)
Licenses & Permits	1,440,000	676,667	3,173,441	2,497	469%	976,569	2,196,872
Intergovernmental Revenues	-	-	4,000,000	4,000		3,000	3,997,000
Other Charges for Services	408,000	40,667	126,530	86	311%	146,716	(20,186)
Fines & Forfeitures	1,500,000	990,000	765,828	(224)	77%	1,015,932	(250,104)
Investment Income	20,000	13,333	2,958	(10)	22%	3,369	(412)
Contributions & Donations from Private Sources	5,000	250	23,074	23	9230%	10,516	12,558
Miscellaneous Revenue	213,000	142,000	386,669	245	272%	173,272	213,397
Other Financing Sources	1,150,000	650,000	740,000	90	114%	650,000	90,000
Use of Prior Year Reserves	1,070,099	1,070,099	1,220,099	150	114%	-	1,220,099
Total Revenues & Resources	23,441,099	9,178,016	15,888,293	6,710	173%	9,034,144	6,854,150



Expenditures	Total Annual			Variance (\$ '000)	YTD (% of YTD Budget)	Prior YTD Actual	Flux (Diff from Prior Year)
	Budget	YTD Budget	YTD Actual				
City Council	237,316	172,122	162,854	9	95%	172,070	9,216
City Manager	367,566	244,114	185,041	9	76%	187,925	2,884
City Clerk	240,778	167,310	134,678	33	80%	108,308	(26,370)
Legal	385,000	276,667	189,927	87	69%	209,885	19,957
Finance and Administration	2,916,553	1,955,981	1,830,237	126	94%	1,716,626	(113,611)
Information Technology	858,073	565,945	546,108	20	96%	491,998	(54,110)
Marketing	490,294	326,863	290,135	37	89%	295,747	5,612
Municipal Court	604,022	407,686	250,553	157	61%	288,904	38,351
Police	7,398,866	4,945,437	4,446,472	499	90%	3,956,432	(490,040)
E-911	73,300	68,867	77,827	(9)	113%	-	(77,827)
Public Works	3,281,439	1,996,495	1,742,130	254	87%	3,391,362	1,649,232
Parks & Recreation	1,612,167	1,118,859	4,625,183	(3,506)	413%	1,385,137	(3,240,046)
Community Development	2,657,144	1,772,160	3,119,656	(1,347)	176%	1,458,334	(1,661,323)
Economic Development	1,448,968	966,550	955,470	11	99%	1,185,085	229,615
Contingency	400,000	266,667	-	267	0%	-	-
Total Expenditures	22,971,486	15,251,722	18,556,271	(3,305)	122%	14,847,812	(3,708,459)



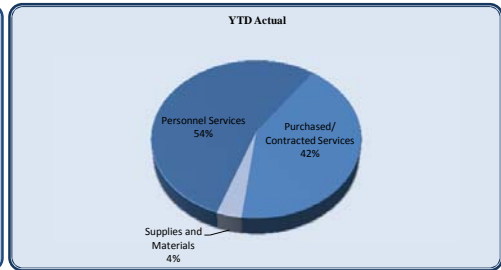
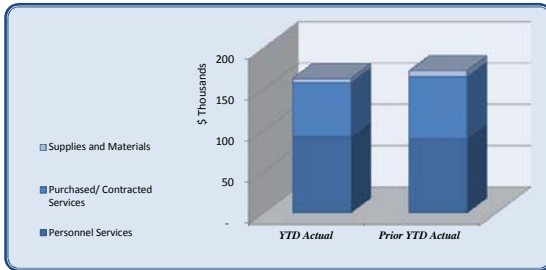
Total Revenues over/(under) Expenditures	469,613	(6,073,706)	(2,667,978)	3,405,728	(5,813,669)	3,145,691
---	----------------	--------------------	--------------------	------------------	--------------------	------------------

City of Dunwoody
YTD Statement of Revenues and
Expenses Through August 31, 2015

Revenues	Total Annual	YTD Budget	YTD Actual	Variance	Prior YTD Actual	Flux	
	Budget			(% of YTD Budget)			(Diff from Prior Year)
				(\$ '000)			
Real Property Tax	5,700,000	400,000	131,568	268	33%	560,397	(428,829)
Personal Property Tax	400,000	-	11,585	12		31,442	(19,857)
Motor Vehicle	560,000	373,333	360,994	(12)	97%	411,983	50,989
Intangibles (Reg & Recording)	60,000	40,000	105,039	65	263%	69,964	35,075
Franchise Fees	3,500,000	590,000	626,704	37	106%	789,369	(162,665)
Hotel/Motel Tax	1,380,000	920,000	1,067,444	147	116%	1,000,926	66,518
Alcoholic Beverage Excise Tax	650,000	433,333	412,775	(21)	95%	427,068	(14,293)
MVR Excise Tax	100,000	66,667	79,418	13	119%	77,393	2,024
Excise Tax on Energy	-	-	31,498	31		26,298	5,200
Business & Occupation Tax	2,750,000	2,645,000	2,501,770	(143)	95%	2,530,274	(28,503)
Insurance Premium Tax	2,400,000	-	-	-		-	-
Financial Institutions Tax	110,000	110,000	103,210	(7)	94%	113,441	(10,230)
Penalties & int on delinq tax	5,000	3,333	380	(3)	11%	5,553	(5,173)
Pen & Int on delinq taxes-Business	20,000	13,333	17,309	4	130%	10,662	6,647
Taxes	17,635,000	5,595,000	5,449,695	(145)	97%	6,054,769	(605,074)
Alcoholic Beverage Licenses	425,000	-	40,520	41		40,225	295
Other Licenses and Permits	-	-	10,360	10		1,890	8,470
Planning & Zoning Fees	15,000	10,000	16,917	7	169%	19,155	(2,238)
Bldg Structures & Equipment	1,000,000	666,667	2,996,216	2,330	449%	852,889	2,143,327
Soil Erosion	-	-	68,657	69		18,760	49,897
Plan Review-Fire	-	-	40,771	41		43,650	(2,879)
Licenses & Permits	1,440,000	676,667	3,173,441	2,497	469%	976,569	2,196,872
Local Government Grants	-	-	4,000,000	4,000		3,000	3,997,000
Intergovernmental Revenues	-	-	4,000,000	4,000		3,000	3,997,000
Sale of maps and publications	-	-	-	-		311	(311)
Special Police Services	10,000	6,664	10,120	3	152%	10,870	(750)
Fingerprinting Fee	5,000	3,336	4,590	1	138%	6,505	(1,915)
Public Safety-Other	36,000	24,000	68,790	45	287%	64,785	4,005
Special Assessments	20,000	-	1,315	1		3,488	(2,173)
Streetlight Fees	327,000	-	16,420	16		47,544	(31,124)
Recreation Program Fees	-	-	10,591	11		249	10,342
Pavilion Rentals	10,000	6,667	11,650	5	175%	12,875	(1,225)
NSF Fees	-	-	294	0		90	204
Other Charges for Services	408,000	40,667	126,530	86	311%	146,716	(20,186)
Municipal Court Fines & Forfeitures	1,500,000	990,000	765,828	(224)	77%	1,015,932	(250,104)
Fines & Forfeitures	1,500,000	990,000	765,828	(224)	77%	1,015,932	(250,104)
Interest Revenue	20,000	13,333	2,958	(10)	22%	3,369	(412)
Investment Income	20,000	13,333	2,958	(10)	22%	3,369	(412)
Contr & Don From Priv Sources	-	-	11,050	11		1,671	9,379
Explorer Donations	5,000	250	8,089	8	3236%	8,845	(756)
Donations	-	-	3,935	4		-	3,935
Contributions & Donations from Private Sources	5,000	250	23,074	23	9230%	10,516	12,558
Rents & Royalties	198,000	132,000	166,740	35	126%	138,032	(28,709)
Reimb for damaged property	-	-	-	-		34,173	(34,173)
Other Charges For Services	15,000	10,000	594	(9)	6%	317	277
Miscellaneous Revenue	-	-	219,335	219		750	218,585
Miscellaneous Revenue	213,000	142,000	386,669	245	272%	173,272	213,397
Proceeds from sale of property	1,150,000	650,000	740,000	90	114%	650,000	90,000
Other Financing Sources	1,150,000	650,000	740,000	90	114%	650,000	90,000
Use of Prior Year Reserves	1,070,099	1,070,099	1,220,099	150	114%	-	1,220,099
Total Revenues	23,441,099	9,178,016	15,888,293	6,710	173%	9,034,144	6,854,150

City of Dunwoody
YTD Statement of Revenues and
Expenses Through August 31, 2015

City Council	Total Annual	YTD Budget	YTD Actual	Variance (\$ '000)	(% of YTD Budget)	Prior YTD Actual	Flux (Diff from Prior Year)
	Budget						
Personnel Services	142,966	95,311	92,707	3	97%	90,535	(2,172)
Purchased/ Contracted Services	80,850	67,678	65,418	2	97%	74,700	9,283
Supplies and Materials	13,500	9,133	4,729	4	52%	6,834	2,105
Total City Council	237,316	172,122	162,854	9	95%	172,070	9,216



City Council	Total Annual	YTD Budget	YTD Actual	Variance (\$ '000)	(% of YTD Budget)	Prior YTD Actual	Flux (Diff from Prior Year)
	Budget						
Regular Salaries	88,000	58,667	58,667	0	100%	58,732	66
Group Insurance	48,234	32,156	29,662	2	92%	27,628	(2,034)
Social Security	5,456	3,637	3,374	0	93%	3,384	10
Medicare	1,276	851	789	0	93%	791	2
Workers' Compensation	-	-	216	(0)		-	(216)
Personnel Services	142,966	95,311	92,707	3	97%	90,535	(2,172)
Professional Services	4,000	2,667	2,350	0	88%	1,868	(482)
Technical Services	3,500	2,333	-	2	0%	3,000	3,000
Property/Liability Insurance	40,000	40,000	52,422	(2)	131%	58,928	6,506
Communications	6,500	4,333	842	3	19%	816	(26)
Printing & Binding	3,900	2,600	935	2	36%	-	(935)
Travel	11,000	7,333	4,174	3	57%	4,750	576
Dues & Fees	4,000	2,667	1,704	1	64%	2,034	330
Education & Training	7,950	5,744	2,990	3	52%	3,305	315
Purchased/ Contracted Services	80,850	67,678	65,418	2	97%	74,700	9,283
Supplies	4,000	2,667	920	2	34%	3,060	2,140
Food	4,800	3,333	1,832	2	55%	1,951	119
Books & Periodicals	700	467	-	0	0%	220	220
Small Equipment	4,000	2,667	1,977	1	74%	1,604	(374)
Supplies and Materials	13,500	9,133	4,729	4	52%	6,834	2,105
Total City Council	237,316	172,122	162,854	9	95%	172,070	9,216

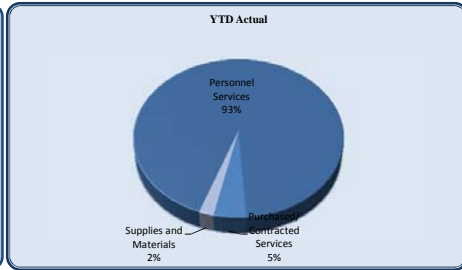
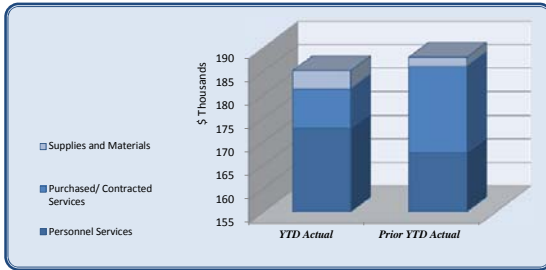
City of Dunwoody
YTD Statement of Revenues and
Expenses Through August 31, 2015

<i>City Council</i>	Davis	Shortal	Nall	Riticher	Deutsch	Thompson	Heneghan	Unallocated	Total
Regular Salaries	10,667	8,000	8,000	8,000	8,000	8,000	8,000		58,667
Group Insurance	4,826		12,307			12,529			29,662
Social Security	661	496	412	496	464	349	496		3,374
Medicare	155	116	96	116	108	82	116		789
Workers' Compensation	31	31	31	31	31	31	31		216
Personnel Services	16,339	8,643	20,846	8,643	8,603	20,990	8,643	-	92,707
Professional Services								2,350	2,350
Property/Liability Insurance								52,422	52,422
Communications	304						497	41	842
Printing & Binding	468	468							935
Travel	53	1,115	1,119	-	1,190			696	4,174
Dues & Fees	372		833					500	1,704
Education & Training		615	740	1,020	615				2,990
Purchased/ Contracted Services	1,197	2,198	2,692	1,020	1,805	-	497	56,009	65,418
Supplies	303	25	16	12	120	12	39	391	920
Food	385	131						1,316	1,832
Small Equipment	1,977								1,977
Supplies and Materials	2,666	156	16	12	120	12	39	1,707	4,729
Total City Council	20,202	10,997	23,554	9,675	10,528	21,002	9,179	57,717	162,854

Section 2.07 of the Dunwoody Code of Ordinances states, "The mayor shall be provided an annual expense allowance of \$5,000.00 and each councilmember shall be provided an annual expense allowance of \$3,000.00 for the reimbursement of expenses actually and necessarily incurred by the mayor and councilmembers in carrying out their duties as elected officials of the city."

City of Dunwoody
YTD Statement of Revenues and
Expenses Through August 31, 2015

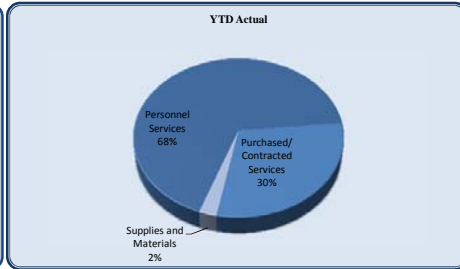
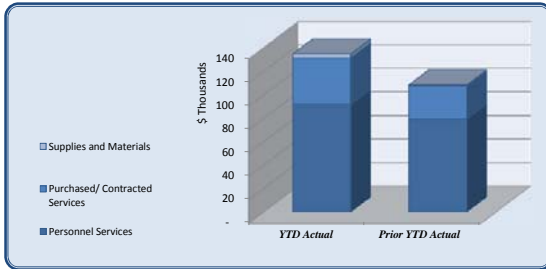
City Manager	Total Annual Budget	YTD Budget	YTD Actual	Variance (\$ '000)	(% of YTD Budget)	Prior YTD Actual	Flux (Diff from Prior Year)
Personnel Services	344,886	228,788	172,816	56	76%	167,619	(5,197)
Purchased/ Contracted Services	17,210	11,473	8,416	3	73%	18,366	9,951
Supplies and Materials	5,470	3,852	3,809	0	99%	1,939	(1,870)
Total City Manager	367,566	244,114	185,041	59	76%	187,925	2,884



City Manager	Total Annual Budget	YTD Budget	YTD Actual	Variance (\$ '000)	(% of YTD Budget)	Prior YTD Actual	Flux (Diff from Prior Year)
Regular Salaries	257,479	170,226	133,161	37	78%	137,956	4,795
Group Insurance	41,971	27,981	14,689	13	52%	11,391	(3,298)
Medicare	3,661	2,441	1,920	1	79%	1,683	(237)
Retirement	40,902	27,268	22,392	5	82%	16,331	(6,061)
Workers' Compensation	873	873	655	0	75%	258	(397)
Personnel Services	344,886	228,788	172,816	56	76%	167,619	(5,197)
Technical Services	-	-	450	(0)	-	-	(450)
Repairs & Maintenance	-	-	146	(0)	-	-	(146)
Communications	3,110	2,073	1,305	1	63%	1,560	255
Printing & Binding	625	417	1,039	(1)	249%	788	(251)
Travel	5,500	3,667	14	4	0%	1,710	1,696
Dues & Fees	2,875	1,917	1,968	(0)	103%	1,469	(499)
Education & Training	5,100	3,400	3,493	(0)	103%	3,228	(265)
Purchased/ Contracted Services	17,210	11,473	8,416	3	73%	18,366	9,951
Supplies	3,200	2,339	2,794	(0)	119%	903	(1,891)
Food	1,500	1,000	676	0	68%	477	(199)
Books & Periodicals	320	213	139	0	65%	245	106
Small Equipment	450	300	200	0	67%	314	114
Supplies and Materials	5,470	3,852	3,809	0	99%	1,939	(1,870)
Total City Manager	367,566	244,114	185,041	59	76%	187,925	2,884

City of Dunwoody
YTD Statement of Revenues and
Expenses Through August 31, 2015

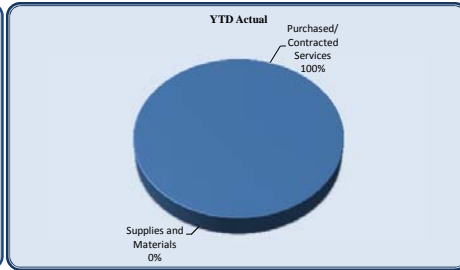
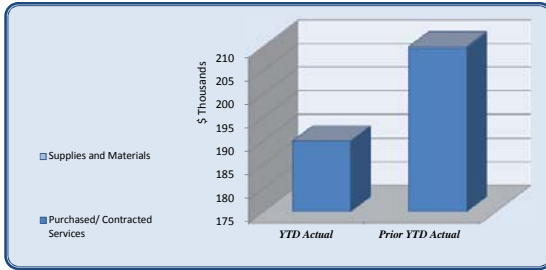
City Clerk	Total Annual Budget	YTD Budget	YTD Actual	Variance (\$ '000)	(% of YTD Budget)	Prior YTD Actual	Flux (Diff from Prior Year)
Personnel Services	124,638	82,315	91,567	(9)	111%	79,331	(12,236)
Purchased/ Contracted Services	96,640	71,995	39,780	32	55%	27,994	(11,786)
Supplies and Materials	19,500	13,000	3,330	10	26%	983	(2,347)
Total City Clerk	240,778	167,310	134,678	33	80%	108,308	(26,370)



City Clerk	Total Annual Budget	YTD Budget	YTD Actual	Variance (\$ '000)	(% of YTD Budget)	Prior YTD Actual	Flux (Diff from Prior Year)
Salaries	92,791	61,032	70,434	(9)	115%	59,726	(10,708)
Group Insurance	15,313	10,209	9,437	1	92%	8,960	(477)
Medicare	1,346	897	942	(0)	105%	862	(80)
Retirement	15,033	10,022	10,527	(1)	105%	9,604	(922)
Workers' Compensation	155	155	228	(0)	147%	179	(49)
Personnel Services	124,638	82,315	91,567	(9)	111%	79,331	(12,236)
Professional Services	60,000	40,000	13,325	27	33%	2,283	(11,042)
Technical Services	800	533	-	1	0%	400	400
Repairs and Maintenance	23,800	22,660	19,801	3	87%	20,556	755
Communications	2,040	1,360	861	0	63%	832	(28)
Advertising	2,000	1,333	768	1	58%	-	(768)
Printing & Binding	500	333	860	(1)	258%	-	(860)
Travel	3,750	3,275	2,691	1	82%	3,003	312
Dues & Fees	267	178	270	(0)	152%	319	49
Education & Training	3,483	2,322	1,205	1	52%	600	(605)
Purchased/ Contracted Services	96,640	71,995	39,780	32	55%	27,994	(11,786)
Supplies	1,700	1,133	414	1	37%	841	427
Food	400	267	164	0	62%	142	(22)
Books & Periodicals	400	267	-	0	0%	-	-
Small Equipment	17,000	11,333	2,752	9	24%	-	(2,752)
Supplies and Materials	19,500	13,000	3,330	10	26%	983	(2,347)
Total City Clerk	240,778	167,310	134,678	33	80%	108,308	(26,370)

City of Dunwoody
YTD Statement of Revenues and
Expenses Through August 31, 2015

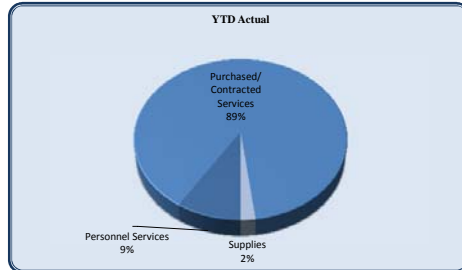
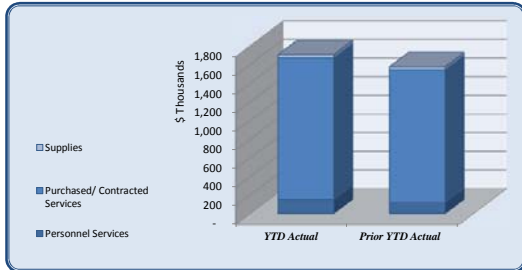
<i>Legal</i>	Total Annual Budget	YTD Budget	YTD Actual	Variance (\$ '000)	(% of YTD Budget)	Prior YTD Actual	Flux (Diff from Prior Year)
Purchased/ Contracted Services	385,000	276,667	189,927	87	69%	209,568	19,640
Supplies and Materials	-	-	-	-	-	317	317
Total Legal	385,000	276,667	189,927	87	69%	209,885	19,957



<i>Legal</i>	Total Annual Budget	YTD Budget	YTD Actual	Variance (\$ '000)	(% of YTD Budget)	Prior YTD Actual	Flux (Diff from Prior Year)
Professional Services	385,000	276,667	189,829	87	69%	209,552	19,723
Communications	-	-	89	(0)	-	3	(86)
Travel	-	-	10	(0)	-	13	3
Purchased/ Contracted Services	385,000	276,667	189,927	87	69%	209,568	19,640
Food	-	-	-	-	-	17	17
Supplies and Materials	-	-	-	-	-	317	317
Total Legal	385,000	276,667	189,927	87	69%	209,885	19,957

City of Dunwoody
YTD Statement of Revenues and
Expenses Through August 31, 2015

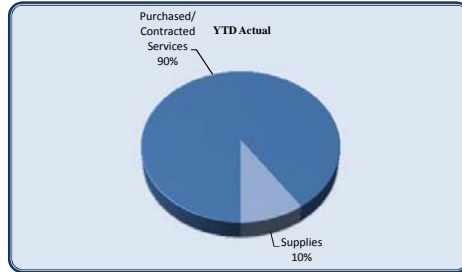
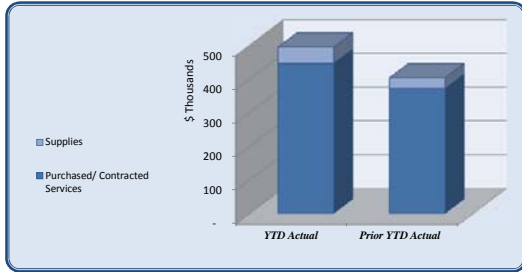
<i>Finance and Administration</i>							
	Total Annual Budget	YTD Budget	YTD Actual	Variance (\$ '000)	(% of YTD Budget)	Prior YTD Actual	Flux (Diff from Prior Year)
Personnel Services	212,938	142,563	153,391	(11)	108%	122,470	(30,921)
Purchased/ Contracted Services	2,374,425	1,633,848	1,516,827	117	93%	1,420,468	(96,359)
Supplies	79,190	54,571	35,019	20	64%	32,937	(2,082)
Transfers Out	250,000	125,000	125,000	-	100%	140,750	15,750
Total Finance and Administration	2,916,553	1,955,981	1,830,237	126	94%	1,716,626	(113,611)



<i>Finance and Administration</i>							
	Total Annual Budget	YTD Budget	YTD Actual	Variance (\$ '000)	(% of YTD Budget)	Prior YTD Actual	Flux (Diff from Prior Year)
Regular Salaries	141,134	94,642	97,997	(3)	104%	89,496	(8,501)
Group Insurance	22,109	14,739	13,631	1	92%	12,946	(685)
Medicare	2,040	1,360	1,287	0	95%	1,237	(50)
Retirement	-	-	223	(0)	-	-	(223)
Workers' Compensation	155	155	345	(0)	223%	179	(166)
Other Employee Benefits	47,500	31,667	19,012	13	60%	18,612	(400)
Personnel Services	212,938	142,563	153,391	(11)	108%	122,470	(30,921)
Official/Admin Services	1,349,997	899,998	901,618	(2)	100%	833,331	(68,287)
Professional Services	148,916	99,277	47,558	52	48%	47,981	423
Technical Services	40,900	35,933	38,094	(2)	106%	35,673	(2,421)
Repairs & Maintenance	97,313	68,242	56,375	12	83%	62,059	5,684
Rentals	523,419	348,946	295,387	54	85%	281,101	(14,286)
Insurance	55,000	55,000	57,396	(2)	104%	51,966	(5,430)
Communications	9,160	6,107	5,897	0	97%	5,172	(725)
Advertising	3,900	2,600	1,219	1	47%	1,016	(203)
Printing & Binding	8,400	5,600	6,189	(1)	111%	5,845	(344)
Travel	5,500	5,000	4,648	0	93%	2,801	(1,847)
Dues & Fees	63,920	62,478	62,352	0	100%	63,325	973
Education & Training	39,200	25,467	20,757	5	82%	10,922	(9,835)
Other Charges	28,800	19,200	19,337	(0)	101%	19,276	(61)
Purchased/ Contracted Services	2,374,425	1,633,848	1,516,827	117	93%	1,420,468	(96,359)
Supplies	15,500	10,333	9,235	1	89%	8,628	(607)
Electricity	24,000	17,778	17,283	0	97%	14,231	(3,052)
Diesel	10,000	6,667	-	7	0%	-	-
Food	22,290	14,860	5,239	10	35%	6,355	1,116
Books & Periodicals	1,500	1,000	-	1	0%	-	-
Small Equipment	5,900	3,933	3,263	1	83%	3,724	-
Supplies	79,190	54,571	35,019	20	64%	32,937	(2,082)
Transfers to Capital	250,000	125,000	125,000	-	100%	-	15,750
Transfers Out	250,000	125,000	125,000	-	100%	140,750	15,750
Total Finance and Administration	2,916,553	1,955,981	1,830,237	126	94%	1,716,626	(113,611)

City of Dunwoody
YTD Statement of Revenues and
Expenses Through August 31, 2015

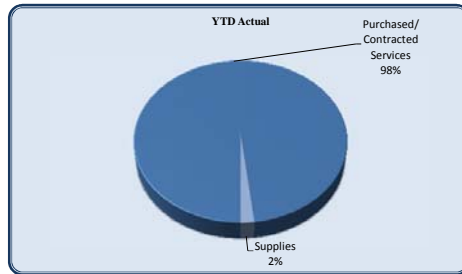
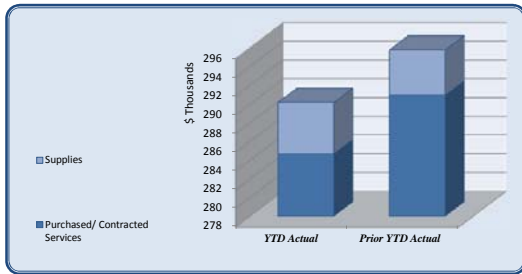
Information Technology	Total Annual Budget	YTD Budget	YTD Actual	Variance (\$ '000)	(% of YTD Budget)	Prior YTD Actual	Flux (Diff from Prior Year)
Purchased/ Contracted Services	696,988	470,548	446,185	24	95%	371,942	(74,243)
Supplies	55,465	42,588	47,113	(5)	111%	30,368	(16,744)
Transfers Out	105,620	52,810	52,810	-	100%	89,688	36,878
Total Information Technology	858,073	565,945	546,108	20	96%	491,998	(54,110)



Information Technology	Total Annual Budget	YTD Budget	YTD Actual	Variance (\$ '000)	(% of YTD Budget)	Prior YTD Actual	Flux (Diff from Prior Year)
Official/Admin Svcs	458,082	305,388	283,361	22	93%	206,441	(76,920)
Professional Services	-	-	-	-	-	40	40
Technical Services	11,000	8,222	10,813	(3)	132%	10,776	(37)
Repairs & Maintenance	165,847	110,565	97,656	13	88%	130,622	32,966
Communications	58,559	44,039	51,699	(8)	117%	24,063	(27,637)
Printing & Binding	500	333	-	0	0%	-	-
Education & Training	3,000	2,000	2,656	(1)	133%	-	(2,656)
Purchased/ Contracted Services	696,988	470,548	446,185	24	95%	371,942	(74,243)
Supplies	650	433	632	(0)	146%	793	161
Small Equipment	54,815	42,154	46,480	(4)	110%	29,575	-
Supplies	55,465	42,588	47,113	(5)	111%	30,368	(16,744)
Transfers to Capital	105,620	52,810	52,810	-	100%	89,688	36,878
Transfers Out	105,620	52,810	52,810	-	100%	89,688	36,878
Total Information Technology	858,073	565,945	546,108	20	96%	491,998	(54,110)

City of Dunwoody
YTD Statement of Revenues and
Expenses Through August 31, 2015

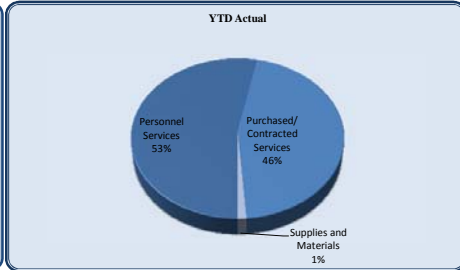
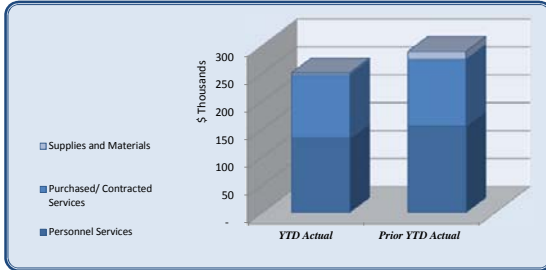
Marketing	Total Annual	YTD Budget	YTD Actual	Variance	Prior YTD Actual	Flux
	Budget					
				(\$ '000)		
Purchased/ Contracted Services	472,494	314,996	284,678	30	90%	290,938
Supplies	17,800	11,867	5,457	6	46%	4,809
Total Marketing	490,294	326,863	290,135	37	89%	295,747



Marketing	Total Annual	YTD Budget	YTD Actual	Variance	Prior YTD Actual	Flux
	Budget					
				(\$ '000)		
Official/Admin Services	307,954	205,303	200,970	4	98%	199,322
Professional Services	60,040	40,027	20,881	19	52%	30,683
Technical Services	14,000	9,333	4,655	5	50%	8,701
Communications	7,500	5,000	137	5	3%	113
Advertising	55,000	36,667	33,363	3	91%	34,936
Printing & Binding	25,000	16,667	22,695	(6)	136%	12,558
Dues & Fees	3,000	2,000	1,977	0	99%	4,625
Purchased/ Contracted Services	472,494	314,996	284,678	30	90%	290,938
Supplies	10,000	6,667	5,145	2	77%	3,456
Food	7,000	4,667	312	4	7%	565
Books & Periodicals	800	533	-	1	0%	-
Small Equipment	-	-	-	-	-	789
Supplies	17,800	11,867	5,457	6	46%	4,809
Total Marketing	490,294	326,863	290,135	37	89%	295,747

City of Dunwoody
YTD Statement of Revenues and
Expenses Through August 31, 2015

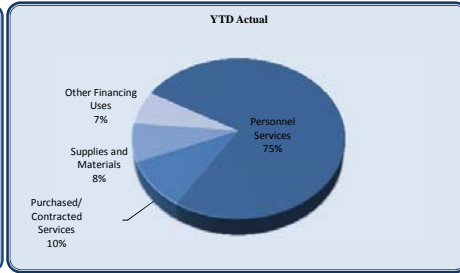
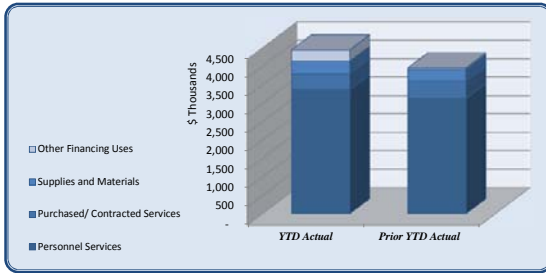
Municipal Court	Total Annual Budget	YTD Budget	YTD Actual	Variance	Prior YTD Actual		Flux
					(% of YTD Budget)	(Diff from Prior Year)	
				(\$ '000)			
Personnel Services	283,092	193,732	133,413	60	69%	155,885	22,472
Purchased/ Contracted Services	306,850	204,567	114,109	90	56%	119,370	5,261
Supplies and Materials	14,080	9,387	3,031	6	32%	13,654	10,623
Other Financing Uses	-	-	-	-		(5)	(5)
Total Municipal Court	604,022	407,686	250,553	157	61%	288,904	38,351



Municipal Court	Total Annual Budget	YTD Budget	YTD Actual	Variance	Prior YTD Actual		Flux
					(% of YTD Budget)	(Diff from Prior Year)	
				(\$ '000)			
Regular Salaries	180,442	125,092	95,170	30	76%	109,866	14,697
Overtime Salaries	22,909	15,273	1,470	14	10%	4,877	3,407
Group Insurance	45,684	30,456	18,363	12	60%	20,984	2,621
Medicare	2,747	1,831	1,380	0	75%	1,645	265
Retirement	30,690	20,460	16,565	4	81%	17,976	1,411
Workers' Compensation	620	620	465	0	75%	537	72
Personnel Services	283,092	193,732	133,413	60	69%	155,885	22,472
Professional Services	220,230	146,820	86,468	60	59%	95,615	9,148
Technical Services	45,735	30,490	11,213	19	37%	16,358	5,145
Repairs & Maintenance	17,390	11,593	4,619	7	40%	1,600	(3,019)
Rentals	4,000	2,667	342	2	13%	383	42
Communications	7,710	5,140	2,045	3	40%	2,276	231
Printing & Binding	1,100	733	1,435	(1)	196%	1,008	(427)
Travel	5,000	3,333	1,793	2	54%	473	(1,320)
Dues & Fees	685	457	875	(0)	192%	432	(443)
Education & Training	5,000	3,333	5,320	(2)	160%	1,225	(4,095)
Purchased/ Contracted Services	306,850	204,567	114,109	90	56%	119,370	5,261
Supplies	5,250	3,500	2,361	1	67%	3,087	726
Food	2,300	1,533	536	1	35%	659	122
Books & Periodicals	600	400	-	0	0%	-	-
Small Equipment	5,930	3,953	133	4	3%	9,908	9,775
Supplies and Materials	14,080	9,387	3,031	6	32%	13,654	10,623
Total Municipal Court	604,022	407,686	250,553	157	61%	288,904	38,351

City of Dunwoody
YTD Statement of Revenues and
Expenses Through August 31, 2015

Police	Total Annual Budget	YTD Budget	YTD Actual	Variance (\$ '000)	Prior YTD Actual (% of YTD Budget)	Flux (Diff from Prior Year)
Personnel Services	5,674,887	3,820,513	3,363,977	457	88%	3,127,159 (236,817)
Purchased/ Contracted Services	617,388	458,720	434,737	24	95%	465,934 31,196
Supplies and Materials	502,091	363,954	345,508	18	95%	321,141 (24,368)
Other Financing Uses	604,500	302,250	302,250	-	100%	42,199 (260,051)
Total Police	7,398,866	4,945,437	4,446,472	499	90%	3,956,432 (490,040)



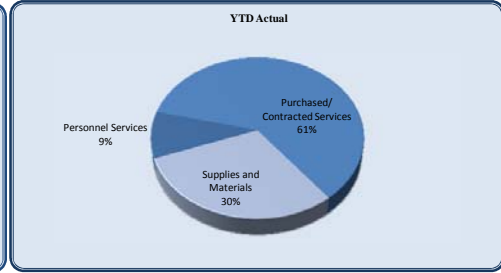
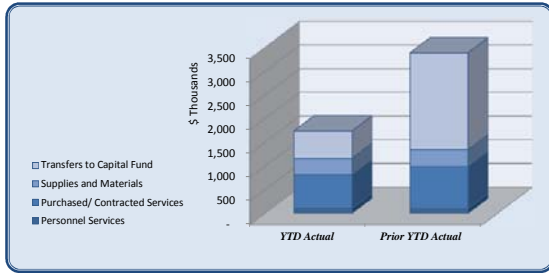
Police	Total Annual Budget	YTD Budget	YTD Actual	Variance (\$ '000)	Prior YTD Actual (% of YTD Budget)	Flux (Diff from Prior Year)
Regular Salaries	3,596,581	2,368,050	2,223,170	145	94%	2,097,198 (125,971)
Overtime Salaries	352,040	234,693	63,567	171	27%	67,520 3,953
Total Salaries	3,948,621	2,602,743	2,286,736	316	88%	2,164,718 (122,018)
Group Insurance	868,242	578,828	548,216	31	95%	472,903 (75,313)
Medicare	57,256	38,171	32,186	6	84%	30,502 (1,684)
Retirement	599,990	399,993	373,025	27	93%	329,530 (43,495)
Workers' Compensation	200,778	200,778	123,814	77	62%	129,506 5,692
Personnel Services	1,726,266	1,217,770	1,077,240	141	88%	962,441 (114,799)
Professional Services	17,000	11,333	9,575	2	84%	10,132 557
Technical Services	23,840	15,893	36,342	(20)	229%	15,123 (21,220)
Repairs & Maintenance	293,495	201,378	147,755	54	73%	208,652 60,896
Rentals	15,700	10,467	11,672	(1)	112%	6,768 (4,904)
Insurance	100,909	100,909	102,888	(2)	102%	106,975 4,086
Claims	-	-	7,635	(8)		17,558 9,924
Communications	61,800	48,978	57,328	(8)	117%	55,101 (2,227)
Advertising	2,500	1,667	250	1	15%	250 -
Printing & Binding	6,160	4,107	2,265	2	55%	3,476 1,211
Travel	39,000	26,000	27,395	(1)	105%	21,748 (5,648)
Dues & Fees	18,799	12,533	6,791	6	54%	4,627 (2,164)
Education & Training	38,185	25,457	24,840	1	98%	15,524 (9,316)
Purchased/ Contracted Services	617,388	458,720	434,737	24	95%	465,934 31,196
Supplies	102,950	68,633	76,745	(8)	112%	74,269 (2,476)
Supplies-Explorer Program	6,000	4,000	9,516	(6)	238%	16,826 7,311
Gasoline	275,000	183,333	107,529	76	59%	161,053 53,524
Food	6,000	4,000	1,431	3	36%	709 (722)
Books & Periodicals	2,500	1,667	426	1	26%	1,318 892
Small Equipment	109,641	102,320	149,861	(48)	146%	66,966 (82,895)
Supplies and Materials	502,091	363,954	345,508	18	95%	321,141 (24,368)
Transfers to Capital Fund	604,500	302,250	302,250	-	100%	42,199 (260,051)
Other Financing Uses	604,500	302,250	302,250	-	100%	42,199 (260,051)
Total Police	7,398,866	4,945,437	4,446,472	499	90%	3,956,432 (490,040)

City of Dunwoody
 YTD Statement of Revenues and
 Expenses Through August 31, 2015

<i>E-911</i>	Total Annual Budget	YTD Budget	YTD Actual	Variance (% of YTD Budget) (\$ '000)	Prior YTD Actual	Flux (Diff from Prior Year)
Transfers to E-911 Fund	73,300	68,867	77,827	(9)	113%	- (77,827)
Total E-911	73,300	68,867	77,827	(9)	113%	- (77,827)

City of Dunwoody
YTD Statement of Revenues and
Expenses Through August 31, 2015

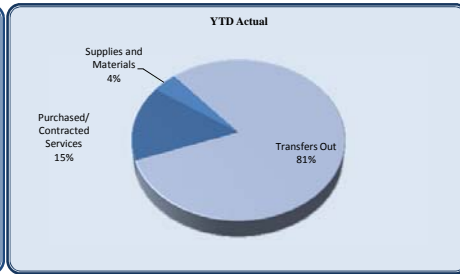
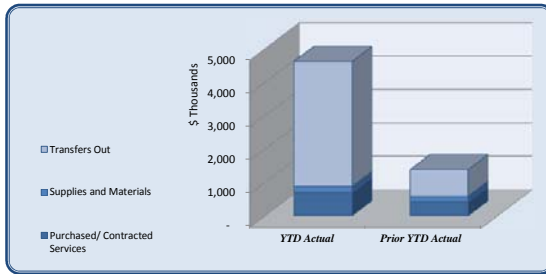
<i>Public Works</i>	Total Annual Budget	YTD Budget	YTD Actual	Variance	(% of YTD Budget)	Prior YTD Actual	Flux
				(\$ '000)			(Diff from Prior Year)
Personnel Services	160,034	106,391	109,401	(3)	103%	101,003	(8,399)
Purchased/ Contracted Services	1,429,955	953,303	707,667	246	74%	890,248	182,581
Supplies and Materials	546,450	364,300	352,562	12	97%	357,611	5,049
Transfers to Capital Fund	1,145,000	572,500	572,500	-	100%	2,042,500	1,470,000
Total Public Works	3,281,439	1,996,495	1,742,130	254	87%	3,391,362	1,649,232



<i>Public Works</i>	Total Annual Budget	YTD Budget	YTD Actual	Variance	(% of YTD Budget)	Prior YTD Actual	Flux
				(\$ '000)			(Diff from Prior Year)
Salaries	117,821	78,198	79,774	(2)	102%	75,052	(4,722)
Group Insurance	21,342	14,228	13,422	1	94%	12,747	(675)
Medicare	1,702	1,135	1,101	0	97%	1,062	(38)
Retirement	19,014	12,676	13,084	(0)	103%	11,962	(1,122)
Workers' Compensation	155	155	2,020	(2)	1303%	179	(1,841)
Personnel Services	160,034	106,391	109,401	(3)	103%	101,003	(8,399)
Official/Admin Svcs	225,000	150,000	149,999	0	100%	170,000	20,001
Professional Services	120,000	80,000	22,271	58	28%	67,918	45,647
Tree Fund Expenses	93,000	62,000	17,815	44	29%	75,403	57,588
Professional Services	-	-	3,170	(3)	-	-	(3,170)
Technical Services	2,400	1,600	1,600	-	100%	1,600	-
Repairs & Maintenance	23,300	15,533	10,000	6	64%	10,000	-
R&M - Storm Damage Removal	40,000	26,667	1,750	25	7%	71,544	69,794
R&M - Street Maintenance	671,000	447,333	398,587	49	89%	339,331	(59,256)
R&M - Traffic Signals	196,000	130,667	74,288	56	57%	127,015	52,727
R&M - Right of Way Maint	45,000	30,000	20,400	10	68%	25,012	4,612
Claims	1,000	667	4,161	(3)	599%	-	(4,161)
Communications	1,700	1,133	2,408	(1)	212%	1,021	(1,386)
Advertising	2,500	1,667	-	2	0%	979	979
Printing & Binding	1,500	1,000	1,105	(0)	110%	-	(1,105)
Travel	4,280	2,853	115	3	4%	426	311
Purchased/ Contracted Services	1,429,955	953,303	707,667	246	74%	890,248	182,581
Supplies-Office	1,200	800	880	(0)	110%	491	(388)
Supplies-Road Materials	60,000	40,000	39,835	0	100%	57,031	17,196
Electricity	485,000	323,333	310,176	13	96%	300,089	(10,087)
Small Equipment	-	-	1,672	(2)	-	-	(1,672)
Supplies and Materials	546,450	364,300	352,562	12	97%	357,611	5,049
Transfers to Capital Fund	1,145,000	572,500	572,500	-	100%	2,042,500	1,470,000
Transfers to Capital Fund	1,145,000	572,500	572,500	-	100%	2,042,500	1,470,000
Total Public Works	3,281,439	1,996,495	1,742,130	254	87%	3,391,362	1,649,232

City of Dunwoody
YTD Statement of Revenues and
Expenses Through August 31, 2015

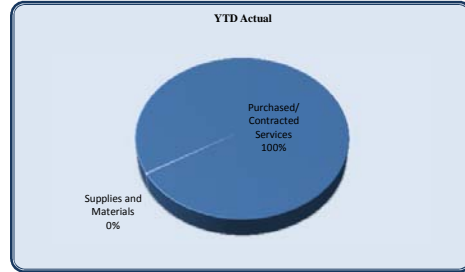
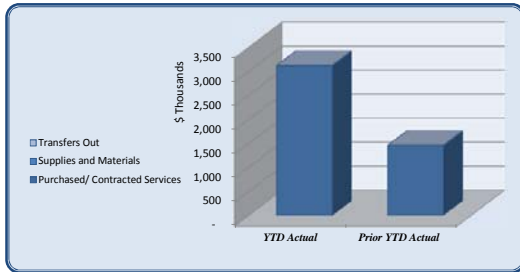
<i>Parks and Recreation</i>							
	Total Annual Budget	YTD Budget	YTD Actual	Variance (\$ '000)	(% of YTD Budget)	Prior YTD Actual	Flux (Diff from Prior Year)
Purchased/ Contracted Services	908,800	704,114	703,643	0	100%	422,312	(281,332)
Supplies and Materials	270,000	180,000	186,796	(7)	104%	178,081	(8,714)
Transfers Out	433,367	234,745	3,734,745	(3,500)	1591%	784,744	(2,950,001)
Total Parks and Recreation	1,612,167	1,118,859	4,625,183	(3,506)	413%	1,385,137	(3,240,046)



<i>Parks and Recreation</i>							
	Total Annual Budget	YTD Budget	YTD Actual	Variance (\$ '000)	(% of YTD Budget)	Prior YTD Actual	Flux (Diff from Prior Year)
Official/Admin Svcs	202,800	135,200	135,200	-	100%	83,333	(51,867)
Professional Services	10,000	8,500	11,225	(3)	132%	9,012	(2,213)
Technical Services	-	-	2,400	(2)	-	-	(2,400)
R&M-Parks	660,000	525,714	531,407	(6)	101%	298,251	(233,156)
Rentals	2,000	1,333	-	1	0%	-	-
Property/Liability Insurance	32,100	32,100	21,688	10	68%	31,715	10,028
Claims	-	-	1,000	(1)	-	1,000	-
Communications	1,500	1,000	723	0	72%	753	30
Dues & Fees	400	267	-	0	0%	50	50
Purchased/ Contracted Services	908,800	704,114	703,643	0	100%	422,312	(281,332)
Supplies	102,000	68,000	73,908	(6)	109%	74,296	388
Utilities	168,000	112,000	112,826	(1)	101%	103,785	(9,041)
Food	-	-	61	(0)	-	-	(61)
Supplies and Materials	270,000	180,000	186,796	(7)	104%	178,081	(8,714)
Transfers to Debt Service Fund	108,367	72,245	72,245	0	100%	72,244	(1)
Transfers to Capital Fund	325,000	162,500	3,662,500	(3,500)	2254%	712,500	(2,950,000)
Transfers Out	433,367	234,745	3,734,745	(3,500)	1591%	784,744	(2,950,001)
Total Parks and Recreation	1,612,167	1,118,859	4,625,183	(3,506)	413%	1,385,137	(3,240,046)

City of Dunwoody
YTD Statement of Revenues and
Expenses Through August 31, 2015

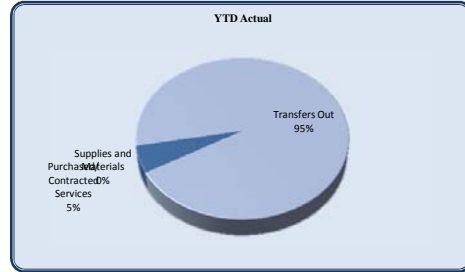
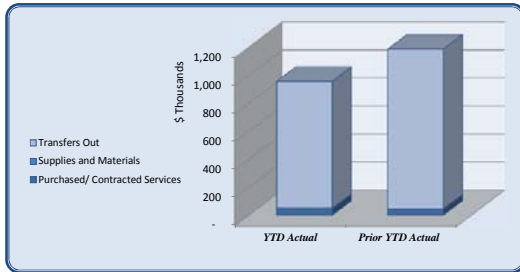
<i>Community Development</i>	Total Annual Budget	YTD Budget	YTD Actual	Variance (\$ '000)	(% of YTD Budget)	Prior YTD Actual	Flux (Diff from Prior Year)
Purchased/ Contracted Services	2,641,344	1,760,896	3,107,362	(1,346)	176%	1,443,019	(1,664,344)
Supplies and Materials	15,800	11,264	12,294	(1)	109%	8,815	(3,479)
Transfers Out	-	-	-	-	-	6,500	6,500
Total Community Development	2,657,144	1,772,160	3,119,656	(1,347)	176%	1,458,334	(1,661,323)



<i>Community Development</i>	Total Annual Budget	YTD Budget	YTD Actual	Variance (\$ '000)	(% of YTD Budget)	Prior YTD Actual	Flux (Diff from Prior Year)
Official/Admin Svcs	1,937,000	1,291,333	2,882,286	(1,591)	223%	1,380,963	(1,501,323)
Professional Services	447,945	298,630	149,828	149	50%	15,412	(134,416)
Technical Services	124,602	83,068	45,902	37	55%	27,703	(18,199)
Repairs & Maintenance	101,397	67,598	14,957	53	22%	2,983	(11,974)
Rentals	-	-	3,032	(3)	-	-	(3,032)
Communications	4,500	3,000	1,566	1	52%	7,589	6,022
Advertising	15,000	10,000	8,744	1	87%	3,556	(5,187)
Printing & Binding	5,000	3,333	764	3	23%	67	(697)
Travel	1,000	667	23	1	3%	250	227
Dues & Fees	1,900	1,267	250	1	20%	2,975	2,725
Education & Training	3,000	2,000	10	2	1%	-	(10)
Purchased/ Contracted Services	2,641,344	1,760,896	3,107,362	(1,346)	176%	1,443,019	(1,664,344)
Supplies	11,500	7,667	7,702	(0)	100%	8,708	1,006
Food	1,000	781	1,362	(1)	174%	48	(1,313)
Books & Periodicals	1,000	667	866	(0)	130%	59	(807)
Small Equipment	2,300	2,150	2,365	(0)	110%	-	(2,365)
Supplies and Materials	15,800	11,264	12,294	(1)	109%	8,815	(3,479)
Transfers to Capital Fund	-	-	-	-	-	6,500	6,500
Transfers Out	-	-	-	-	-	6,500	6,500
Total Community Development	2,657,144	1,772,160	3,119,656	(1,347)	176%	1,458,334	(1,661,323)

City of Dunwoody
YTD Statement of Revenues and
Expenses Through August 31, 2015

<i>Economic Development</i>	Total Annual Budget	YTD Budget	YTD Actual	Variance (\$ '000)	(% of YTD Budget)	Prior YTD Actual	Flux (Diff from Prior Year)
Purchased/ Contracted Services	91,468	61,550	50,174	11	82%	46,342	(3,832)
Supplies and Materials	1,500	1,000	1,295	(0)	130%	1,410	114
Transfers Out	1,356,000	904,000	904,000	-	100%	1,137,333	233,333
Total Economic Development	1,448,968	966,550	955,470	11	99%	1,185,085	229,615



<i>Economic Development</i>	Total Annual Budget	YTD Budget	YTD Actual	Variance (\$ '000)	(% of YTD Budget)	Prior YTD Actual	Flux (Diff from Prior Year)
Professional Services	40,000	26,667	23,000	4	86%	22,500	(500)
Technical Services	7,800	5,200	-	5	0%	-	-
Communications	968	645	6	1	1%	-	(6)
Advertising	34,200	22,800	23,095	(0)	101%	21,050	(2,045)
Printing & Binding	3,500	2,333	-	2	0%	394	394
Travel	1,500	1,000	47	1	5%	40	(7)
Dues & Fees	3,500	2,905	4,026	(1)	139%	1,663	(2,363)
Education & Training	-	-	-	-	-	695	695
Purchased/ Contracted Services	91,468	61,550	50,174	11	82%	46,342	(3,832)
Supplies	-	-	-	-	-	1,410	1,410
Food	1,500	1,000	901	(0)	90%	-	(901)
Small Equipment	-	-	395	(0)	-	-	(395)
Supplies and Materials	1,500	1,000	1,295	(0)	130%	1,410	114
Transfers to Debt Service Fund	1,356,000	904,000	904,000	-	100%	1,137,333	233,333
Transfers Out	1,356,000	904,000	904,000	-	99%	1,185,085	229,615
Total Economic Development	1,448,968	966,550	955,470	11	99%	1,185,085	229,615

<i>Contingency</i>	Total Annual Budget	YTD Budget	YTD Actual	Variance (\$ '000)	(% of YTD Budget)	Prior YTD Actual	Flux (Diff from Prior Year)
Contingency	400,000	266,667	-	267	0%	-	-
Total Contingency	400,000	266,667	-	267	0%	-	-
Total General Fund Expenditures	22,971,486	15,251,722	18,556,271	(3,305)	122%	14,847,812	(3,708,459)
Total Revenues over/(under) Expenditures	469,613	(6,073,706)	(2,667,978)	3,406	44%	(5,813,669)	3,145,691

City of Dunwoody
YTD Statement of Revenues and
Expenses Through August 31, 2015

<i>E911 Fund</i>	Total Annual Budget	YTD Budget	YTD Actual	Variance (\$ '000)	(% of YTD Budget)	Prior YTD Actual	Flux (Diff from Prior Year)
Revenues							
E911 Revenue	1,200,000	750,000	723,587	(26)	96%	790,627	67,040
Transfers In	73,300	98,867	77,827	(21)	79%	-	(77,827)
Total Revenues	1,273,300	848,867	801,414	(47)	94%	790,627	(10,787)
Expenditures							
Communications	148,300	98,867	50,188	49	51%	117,254	67,066
Intergovernmental-E911 (Chatcomm)	1,125,000	750,000	750,000	-	100%	806,250	56,250
Total Expenditures	1,273,300	848,867	801,414	47	94%	923,504	122,090
Total Revenues over/(under) Expenditures	-	(0)	0	0	-8400%	(132,877)	(132,877)

City of Dunwoody
YTD Statement of Revenues and
Expenses Through August 31, 2015

<i>Hotel Excise Tax Fund</i>	Total Annual Budget	YTD Budget	YTD Actual	Variance (\$ '000)	Prior YTD Actual	Flux (Difference from Prior Year)
				(% of YTD Budget)		
Revenues						
Hotel/Motel Tax	2,300,000	1,533,333	1,779,059	246	116%	1,668,188 (110,871)
Interest Revenue	-	-	11	0		16 5
Total Revenues	2,300,000	1,533,333	1,779,069	246	116%	1,668,204 (110,866)
Expenditures						
Transfers to General Fund	1,380,000	920,000	1,067,444	(147)	116%	1,000,926 (66,518)
Transfers to Component Unit - CVBD	920,000	613,333	711,623	(98)	116%	667,275 (44,348)
Total Expenditures	2,300,000	1,533,333	1,779,067	(246)	116%	1,668,201 (110,866)
Total Revenues over/(under) Expenditures	-	-	2	0		2 0

City of Dunwoody
YTD Statement of Revenues and
Expenses Through August 31, 2015

<i>HOST Fund</i>	Total Annual Budget	YTD Budget	YTD Actual	Variance	Prior YTD Actual	Flux
				(\$ '000)	(% of YTD Budget)	(Difference from Prior Year)
Revenues						
Homestead Option Sales Tax	4,000,000	1,330,000	1,421,918	92	107%	2,070,459
Interest Revenue	4,500	3,000	1,266	(2)	42%	1,023
Total Revenues	4,004,500	1,333,000	1,423,183	90	107%	2,071,482
Expenditures						
Transfers Out - Capital (PW)	4,000,000	2,000,000	2,000,000	-	100%	-
Total Expenditures	4,000,000	2,000,000	2,000,000	-	100%	-
Total Revenues over/(under) Expenditures	4,500	(667,000)	(576,817)	90	86%	2,071,482

City of Dunwoody
YTD Statement of
Expenses Through August 31, 2015

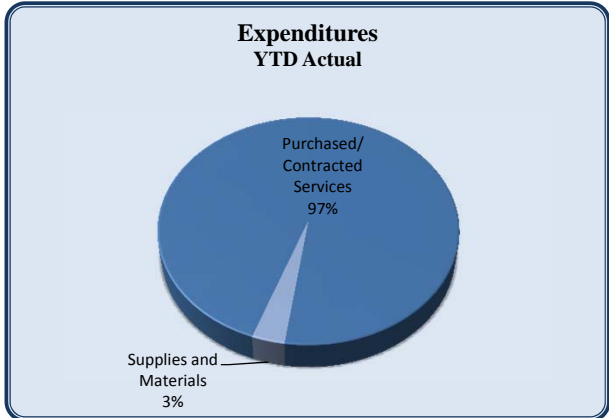
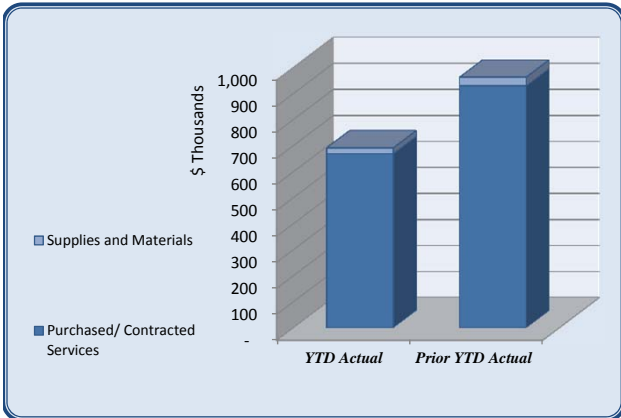
<i>Capital Projects Fund</i>	Original Budget	Adjustments/Amendments	Total Project Budget	Spent in Prior Years	Spent in Current Year	Total Spent to Date	Project Balance
Expenditures							
Courtroom and Council AV	140,400	-	140,400	(127,191)	(4,714)	(131,905)	8,495
Emergency BackUp/Disaster Recovery System COMPLETE 2014	35,000	1,880	36,880	(34,290)	-	(34,290)	2,589
Off-site Replication of Servers for Disaster Recovery COMPLETE 2014	51,875	-	51,875	(47,251)	-	(47,251)	4,624
Unified Communications Upgrade to provide for Redundancy COMPLETED 2014	47,500	-	47,500	(47,159)	-	(47,159)	341
Website Redesign and Replacement	65,000	-	65,000	(55,854)	(7,756)	(63,610)	1,390
Data Center Power Protection	25,620	-	25,620	-	-	-	25,620
Physical Access and Video Control Management System	50,000	-	50,000	-	-	-	50,000
Unified Threat Management System	30,000	-	30,000	-	(35,792)	(35,792)	(5,792)
Information Technology	445,395	1,880	447,275	(311,746)	(48,262)	(360,008)	87,267
City Hall Design & Engineering Prefunding	100,000	-	100,000	-	-	-	100,000
Programming Study for Future City Hall	50,000	-	50,000	(1,200)	-	(1,200)	48,800
Facilities Improvement Partnership Program (2014 FIPP) COMPLETE 2015	250,000	(11,918)	238,082	(75,376)	(162,706)	(238,082)	-
City Hall Reconfiguration for Efficiency	31,500	-	31,500	(17,084)	(18,123)	(35,207)	(3,707)
Facilities Improvement Partnership Program (2015 FIPP)	250,000	-	250,000	-	-	-	250,000
Facilities	681,500	(11,918)	669,582	(93,660)	(180,828)	(274,488)	395,093
Fixed LPR & Mobile LPR	119,875	-	119,875	(49,459)	-	(49,459)	70,416
Code Red	24,500	-	24,500	(18,875)	-	(18,875)	5,625
Vehicle Replacement	2,000,000	34,500	2,034,500	(483,284)	(741,061)	(1,224,345)	810,155
Daily Report Software	12,400	-	12,400	-	-	-	12,400
Surveillance System	113,000	180,375	293,375	(198,362)	(18,089)	(216,451)	76,924
New Position-Detective Machinery & Equipment	30,000	-	30,000	(26,057)	-	(26,057)	3,943
AFIS Automated Fingerprint Identification System	54,398	-	54,398	-	(48,325)	(48,325)	6,073
Lieutenant Capital COMPLETE 2015	30,500	-	30,500	-	(30,500)	(30,500)	-
Major Capital (2) COMPLETE 2015	61,000	-	61,000	-	(61,000)	(61,000)	-
Gated Community Access Controls	-	-	-	-	(13,343)	(13,343)	(13,343)
Police Department	2,445,673	214,875	2,660,548	(776,037)	(912,318)	(1,688,355)	972,193
Dunwoody Village TE Project	2,100,000	(525,103)	1,574,897	(1,127,854)	(35,982)	(1,163,836)	411,061
Road Resurfacing	10,631,000	83,697	10,714,697	(7,051,103)	(1,497,578)	(8,548,681)	2,166,016
New Sidewalks and ADA Ramps	2,970,000	45,000	3,015,000	(1,891,063)	(553,831)	(2,444,893)	570,107
Traffic Calming Radar Signs	100,000	-	100,000	(11,650)	-	(11,650)	88,350
N. Peachtree Rd/Tilly Mill Intersection Improvement	2,850,000	-	2,850,000	(420,330)	(170,420)	(590,750)	2,259,250
Mt. Vernon Rd/Vermack Intersection Improvement	325,000	106,000	431,000	(97,451)	(34,112)	(131,563)	299,437
Womack/Vermack Intersection Improvement	200,000	-	200,000	(69,912)	-	(69,912)	130,088
Wayfinding	150,000	-	150,000	(79,516)	(42,178)	(121,695)	28,305
Chamblee Dunwoody & Spalding Drive	370,000	55,000	425,000	(102,535)	(3,100)	(105,635)	319,365
School Pedestrian Safety Improvements	-	40,000	40,000	(37,816)	(4,100)	(41,916)	(1,916)
Concept Funding-Tilly Mill at Mt. Vernon Place	25,000	-	25,000	-	(1,250)	(1,250)	23,750
Concept Funding-Mt. Vernon at Tilly Mill	25,000	-	25,000	-	(5,000)	(5,000)	20,000
Concept Funding-Chamblee Dunwoody at Peeler	50,000	-	50,000	-	-	-	50,000
Citywide Traffic Signal Communications (ITS)	265,000	-	265,000	-	(49,938)	(49,938)	215,062
Chamblee Dunwoody Rd Bicycle & Pedestrian Imprv (Cambridge to VV)	1,650,000	-	1,650,000	(51,977)	(36,963)	(88,940)	1,561,060
Chesnut Elementary Pedestrian Project	-	60,000	60,000	(13,915)	-	(13,915)	46,085
Kingsley Safe Routes to School-retaining walls	-	50,000	50,000	(43,439)	(6,289)	(49,729)	271
Construction Funding Mt. Vernon/Womack Pedestrian Crossing Improvements	-	150,000	150,000	-	-	-	150,000
Chamblee Dunwoody Georgetown Corridor	275,000	150,000	425,000	-	(47,634)	(47,634)	377,366
Winters Chapel (WalMart contribution)	-	30,000	30,000	-	-	-	30,000
Watermain Project with DeKalb (will be reimbursed)	-	-	-	-	(413,245)	(413,245)	(413,245)
Crosswalk replacement with PCID (will be reimbursed)	-	-	-	-	(30,653)	(30,653)	(30,653)
Public Works	21,986,000	244,595	22,230,595	(10,998,561)	(2,932,274)	(13,930,835)	8,299,760
Pernoshal Park	1,025,000	2,225,000	3,250,000	(6,315)	(919,917)	(926,232)	2,323,768
Brook Run Demo COMPLETED 2015	400,000	22,296	422,296	(217,767)	(204,528)	(422,296)	-
Brook Run Park Improvements	150,000	126,945	276,945	(111,114)	(174,444)	(285,559)	(8,613)
Brook Run Trail	572,010	675,179	1,247,189	(1,129,580)	(111,260)	(1,240,840)	6,349
Nancy Creek Greenway	25,000	-	25,000	(17,463)	-	(17,463)	7,538
Dunwoody Gateway Market Installation	150,000	-	150,000	(9,618)	-	(9,618)	140,382
Donaldson Chesnut Facility Stabilization	226,000	-	226,000	-	(19,915)	(19,915)	206,085
Design for Future Parks Trails Projects	25,000	-	25,000	-	-	-	25,000
Brook Run Dog Park Relocation	195,000	-	195,000	(35,268)	(121,121)	(156,389)	38,611
Dunwoody Park Parking Lot Resurfacing	100,000	-	100,000	(82,431)	-	(82,431)	17,569
Windwood Hollow Park Playground Replacement COMPLETED 2014	125,000	65,000	190,000	(190,000)	-	(190,000)	-
Emergency Notification System for Brook Run Park and Dunwoody Park	85,000	-	85,000	(72,012)	(1,003)	(73,015)	11,985
Georgetown Park-Shade Structure	-	75,000	75,000	-	-	-	75,000
Georgetown Park-Play Structure	-	25,000	25,000	-	-	-	25,000
Dunwoody Nature Center Parking Lot Resurfacing	100,000	-	100,000	-	-	-	100,000
Dunwoody Park Playground Replacement COMPLETED 2015	225,000	-	225,000	-	(225,000)	(225,000)	-
Constr. Dunwoody Renaissance 5 acre Park	-	3,200,000	3,200,000	-	-	-	3,200,000
Constr. Great Lawn @ Brook Run	-	300,000	300,000	-	-	-	300,000
Parks	3,403,010	6,714,420	10,117,430	(1,871,569)	(1,777,188)	(3,648,757)	6,468,673
GIS Webviewer COMPLETED 2014	75,000	-	75,000	(41,857)	-	(41,857)	33,143
Plotter Purchase	20,000	-	20,000	(6,096)	(2,032)	(8,128)	11,872
GIS Mobile Collection Unit COMPLETED 2014	13,000	-	13,000	(11,510)	-	(11,510)	1,490
Community Development	108,000	-	108,000	(59,463)	(2,032)	(61,495)	46,505
Completed/Abandoned Projects Closed Out	-	144,573	144,573	-	-	-	144,573
Unallocated	-	144,573	144,573	-	-	-	144,573
Total	29,069,578	7,308,424	36,378,002	(14,111,035)	(5,852,903)	(19,963,939)	16,414,063

City of Dunwoody
YTD Statement of Revenues and
Expenses Through August 31, 2015

<i>Debt Service Fund</i>	Total Annual Budget	YTD Budget	YTD Actual	Variance (\$ '000)	Prior YTD Actual	Flux (Difference from Prior Year)
				(% of YTD Budget)		
Revenues						
Transfers from General Fund	1,464,367	976,245	976,245	(0)	100%	1,209,577 233,333
Total Revenues	1,464,367	976,245	976,245	(0)	100%	1,209,577 233,333
Expenditures						
Lease Principal	-	-	-	-		1,157,044 1,157,044
Lease Interest	-	-	-	-		40,064 40,064
Transfers Out - CU	1,464,088	157,044	209,392	(52)	133%	12,284 (197,107)
Total Expenditures	1,464,088	157,044	209,392	(52)	133%	1,209,392 1,000,000
Total Revenues over/(under) Expenditures	279	819,201	766,853	(52)	94%	186 (766,667)

City of Dunwoody
YTD Statement of Revenues and
Expenses Through August 31, 2015

<i>Stormwater fund</i>	Total Annual Budget	YTD Budget	YTD Actual	Variance (\$ '000)	(% of YTD Budget)	Prior YTD Actual	Flux (Difference from Prior Year)
Revenues							
Stormwater Utility Charges	1,851,622	151,153	71,054	(80)	47%	158,478	87,424
Interest Revenue	800	533	394	(0)	74%	817	423
Residual Equity Transfer In	269,078	269,078	269,078	-	100%	-	(269,078)
Total Revenues	2,121,500	420,764	340,526	(80)	81%	159,295	(181,231)
Expenditures							
Official/Admin Svcs	120,000	80,000	66,665	13	83%	80,000	13,335
Professional Services-Stormwater	160,000	106,667	52,665	54	49%	3,402	(49,263)
Repairs & Maintenance	1,785,000	1,387,500	544,508	843	37%	845,502	300,993
Rep & Maint-Riprap Program	5,000	3,333	4,186	(1)	126%	-	(4,186)
Printing & Binding	500	333	5	0	1%	-	(5)
Dues & Fees	500	333	500	(0)	150%	431	(69)
Purchased/ Contracted Services	2,071,000	1,578,167	668,530	910	42%	929,335	260,805
Supplies	50,000	33,333	22,336	11	67%	33,064	10,728
Books & Periodicals	500	333	-	0	0%	-	-
Supplies and Materials	50,500	33,667	22,336	11	66%	33,064	10,728
Total Expenditures	2,121,500	1,611,833	690,866	921	43%	962,399	271,534
Total Revenues over/(under) Expenditures	-	(1,191,069)	(350,340)	841	29%	(803,104)	(452,765)



VENDOR SET: 01 City of Dunwoody, GA

BANK: * ALL BANKS

DATE RANGE: 8/01/2015 THRU 8/31/2015

VENDOR I.D.	NAME	STATUS	CHECK DATE	AMOUNT	DISCOUNT	CHECK NO	CHECK STATUS	CHECK AMOUNT
1	GULLEY, ROGER	VOIDED						
	C-CHECK	GULLEY, ROGER	VOIDED V	8/07/2015		203302		350.00CR
1	CONWAY, ALICIA	VOIDED						
	C-CHECK	CONWAY, ALICIA	VOIDED V	8/21/2015		203325		930.00CR

* * T O T A L S * *

	NO	INVOICE AMOUNT	DISCOUNTS	CHECK AMOUNT
REGULAR CHECKS:	0	0.00	0.00	0.00
HAND CHECKS:	0	0.00	0.00	0.00
DRAFTS:	0	0.00	0.00	0.00
EFT:	0	0.00	0.00	0.00
NON CHECKS:	0	0.00	0.00	0.00
VOID CHECKS:	2 VOID DEBITS	0.00		
	VOID CREDITS	1,280.00CR	1,280.00CR	0.00

TOTAL ERRORS: 0

	NO	INVOICE AMOUNT	DISCOUNTS	CHECK AMOUNT
VENDOR SET: 01 BANK: * TOTALS:	2	1,280.00CR	0.00	0.00
BANK: * TOTALS:	2	1,280.00CR	0.00	0.00

VENDOR SET: 01 City of Dunwoody, GA
 BANK: 01 Suntrust Concentration
 DATE RANGE: 8/01/2015 THRU 8/31/2015

VENDOR I.D.	NAME	STATUS	CHECK DATE	AMOUNT	DISCOUNT	CHECK NO	CHECK STATUS	CHECK AMOUNT
001615	PNC Bank, N. A.							
I-Sept 2015	PNC Bank, N. A.	D	8/12/2015			000000		
405 8000.581200.01	Lease Principal		PNC Bank, N. A.	14,570.36				
405 8000.582200.01	Lease Interest		PNC Bank, N. A.	2,573.08				17,143.44
001615	PNC Bank, N. A.							
I-September 2015	PNC Bank, N. A.	D	8/11/2015			000002		
405 8000.581200.01	Lease Principal		PNC Bank, N. A.	6,429.48				
405 8000.582200.01	Lease Interest		PNC Bank, N. A.	2,601.04				9,030.52

* * T O T A L S * *	NO	INVOICE AMOUNT	DISCOUNTS	CHECK AMOUNT
REGULAR CHECKS:	0	0.00	0.00	0.00
HAND CHECKS:	0	0.00	0.00	0.00
DRAFTS:	2	26,173.96	0.00	26,173.96
EFT:	0	0.00	0.00	0.00
NON CHECKS:	0	0.00	0.00	0.00
VOID CHECKS:	0 VOID DEBITS	0.00		
	VOID CREDITS	0.00	0.00	0.00

TOTAL ERRORS: 0

** G/L ACCOUNT TOTALS **

G/L ACCOUNT	NAME	AMOUNT
405 8000.581200.01	Lease Principal	20,999.84
405 8000.582200.01	Lease Interest	5,174.12
	*** FUND TOTAL ***	26,173.96

VENDOR SET: 01 BANK: 01	TOTALS:	NO	INVOICE AMOUNT	DISCOUNTS	CHECK AMOUNT
		2	26,173.96	0.00	26,173.96
BANK: 01	TOTALS:	2	26,173.96	0.00	26,173.96

VENDOR SET: 01 City of Dunwoody, GA
 BANK: 03 Suntrust Disbursement Acc
 DATE RANGE: 8/01/2015 THRU 8/31/2015

VENDOR I.D.	NAME	STATUS	CHECK DATE	AMOUNT	DISCOUNT	CHECK NO	CHECK STATUS	CHECK AMOUNT
000022	ADP							
I-458502002	ADP	D	8/07/2015			000000		
100 1512.521200.00	Professional Services	ADP		570.47				570.47
000022	ADP							
I-459194124	ADP	D	8/14/2015			000000		
100 1512.521200.00	Professional Services	ADP		535.80				535.80
000022	ADP							
I-459902021	ADP	D	8/28/2015			000000		
100 1512.521200.00	Professional Services	ADP		587.80				587.80
000025	Clark Patterson Lee							
I-56	Clark Patterson Lee	D	8/26/2015			000000		
100 7000.521100.01	Official/Admin Svcs	Clark Patterson Lee		132,250.00				132,250.00
000029	Lowe Engineers, LLC							
I-15588	Lowe Engineers, LLC	D	8/07/2015			000000		
350 4200.522200.00	Repairs & Maintenance	Lowe Engineers, LLC		5,580.00				
350 4200.541400.00	Infrastructure	Lowe Engineers, LLC		1,674.00				
350 4200.541400.00	Infrastructure	Lowe Engineers, LLC		1,116.00				
350 4200.541400.00	Infrastructure	Lowe Engineers, LLC		892.80				
350 4200.541400.00	Infrastructure	Lowe Engineers, LLC		781.20				
350 4200.541400.00	Infrastructure	Lowe Engineers, LLC		446.40				
350 6200.521200.00	Professional Services	Lowe Engineers, LLC		1,227.60				
350 4100.521200.00	Professional Service	Lowe Engineers, LLC		334.80				
560 4320.521200.09	Prof Svcs-Stormwater	Lowe Engineers, LLC		1,339.20				
350 4200.522200.00	Repairs & Maintenance	Lowe Engineers, LLC		5,269.50				
I-15589	Lowe Engineers, LLC	D	8/07/2015			000000		
350 4200.522200.00	Repairs & Maintenance	Lowe Engineers, LLC		9,270.00				
I-15590	Lowe Engineers, LLC	D	8/07/2015			000000		
350 6200.521200.00	Professional Services	Lowe Engineers, LLC		2,905.00				30,836.50
000029	Lowe Engineers, LLC							
I-15632	Lowe Engineers, LLC	D	8/31/2015			000000		
100 4100.521100.01	Official/Admin Svcs	Lowe Engineers, LLC		18,750.00				
100 6200.521100.01	Official/Admin Svcs	Lowe Engineers, LLC		16,900.00				
560 4320.521100.01	Official/Admin Svcs	Lowe Engineers, LLC		8,333.17				
I-15638	Lowe Engineers, LLC	D	8/31/2015			000000		
350 4200.522200.00	Repairs & Maintenance	Lowe Engineers, LLC		5,778.90				
350 4200.541400.00	Infrastructure	Lowe Engineers, LLC		8,370.00				
350 4200.541400.00	Infrastructure	Lowe Engineers, LLC		111.60				
350 4200.541400.00	Infrastructure	Lowe Engineers, LLC		111.60				
350 6200.521200.00	Professional Services	Lowe Engineers, LLC		2,343.60				
560 4320.521200.09	Prof Svcs-Stormwater	Lowe Engineers, LLC		1,116.00				
I-15639	Lowe Engineers, LLC	D	8/31/2015			000000		
350 4200.521200.00	Professional Services	Lowe Engineers, LLC		9,347.50				
I-15640	Lowe Engineers, LLC	D	8/31/2015			000000		

VENDOR SET: 01 City of Dunwoody, GA
 BANK: 03 Suntrust Disbursement Acc
 DATE RANGE: 8/01/2015 THRU 8/31/2015

VENDOR I.D.	NAME	STATUS	CHECK DATE	AMOUNT	DISCOUNT	CHECK NO	CHECK STATUS	CHECK AMOUNT
000029	Low Engineers, LLC	CONT						
I-15640	Low Engineers, LLC	D	8/31/2015			000000		
350 6200.521200.00	Professional Services	Low Engineers, LLC		450.00				
I-15641	Low Engineers, LLC	D	8/31/2015			000000		
560 4320.521200.09	Prof Svcs-Stormwater	Low Engineers, LLC		4,800.00				76,412.37
000073	JAT Consulting Services, Inc							
I-43	JAT Consulting Services, Inc	D	8/01/2015			000000		
100 1511.521100.01	Official/Admin Svcs	JAT Consulting Servi		112,366.58				112,366.58
000094	WEX BANK							
I-41912603	WEX BANK	D	8/06/2015			000000		
100 3200.531270.00	Gasoline	WEX BANK		1,579.14				1,579.14
000094	WEX BANK							
I-41683296	WEX BANK	D	8/07/2015			000000		
100 3200.531270.00	Gasoline	WEX BANK		14,766.16				14,766.16
000094	WEX BANK							
I-42033274	WEX BANK	D	8/23/2015			000000		
100 3200.531270.00	Gasoline	WEX BANK		12,542.43				12,542.43
000137	Medcom Services, Inc							
I-7/25/2015	Medcom Services, Inc	D	8/07/2015			000000		
100 0000.121300.16	Flex Spending Ded Payable	Medcom Services, Inc		697.00				
I-8/1/2015	Medcom Services, Inc	D	8/07/2015			000000		
100 0000.121300.16	Flex Spending Ded Payable	Medcom Services, Inc		402.95				1,099.95
000137	Medcom Services, Inc							
I-8/15/2015	Medcom Services, Inc	D	8/15/2015			000000		
100 0000.121300.16	Flex Spending Ded Payable	Medcom Services, Inc		285.00				285.00
000137	Medcom Services, Inc							
I-8/22/2015	Medcom Services, Inc	D	8/22/2015			000000		
100 0000.121300.16	Flex Spending Ded Payable	Medcom Services, Inc		946.37				946.37
000271	Georgia Bureau of Investigatio							
I-243-255513	Georgia Bureau of Investigatio	D	8/01/2015			000000		
100 3200.521300.00	Technical Svcs	Georgia Bureau of In		85.00				85.00
001421	Chattahoochee River 911 Author							
I-September 2015	Chattahoochee River 911 Author	D	8/11/2015			000000		
215 3800.571000.00	Intergovernmental-E911	Chattahoochee River		93,750.00				93,750.00

VENDOR SET: 01 City of Dunwoody, GA
 BANK: 03 Suntrust Disbursement Acc
 DATE RANGE: 8/01/2015 THRU 8/31/2015

VENDOR I.D.	NAME	STATUS	CHECK DATE	AMOUNT	DISCOUNT	CHECK NO	CHECK STATUS	CHECK AMOUNT
001480	Interdev, LLC							
I-1004645	Interdev, LLC	D	8/31/2015			000000		
100 1535.521100.01	Official/Admin Svcs	Interdev, LLC		38,173.50				38,173.50
001551	Jacobs							
I-EEXF9503-082115	Jacobs	D	8/21/2015			000000		
100 1570.521100.01	Official/Admin Svcs	Jacobs		21,331.15				21,331.15
001565	Georgia Development Partners,							
I-GD-169, C/O #1	Georgia Development Partners,	D	8/24/2015			000000		
350 4200.541400.00	Infrastructure	Georgia Development		1,860.00				1,860.00
001685	J.P. Morgan Chase Commercial C							
I-July 2015	J.P. Morgan Chase Commercial C	D	8/07/2015			000000		
100 0000.121110.00	PCard A/P Control	J.P. Morgan Chase Co		117,147.62				117,147.62
001914	PCE Atlanta Office, LLC							
I-Sept 2015	PCE Atlanta Office, LLC	D	8/11/2015			000000		
100 0000.123310.00	Abated Rent	PCE Atlanta Office,		47,071.49				47,071.49
000137	Medcom Services, Inc							
I-8/8/2015	Medcom Services, Inc	D	8/08/2015			000002		
100 0000.121300.16	Flex Spending Ded Payable	Medcom Services, Inc		758.41				758.41
000137	Medcom Services, Inc							
I-8/29/2015	Medcom Services, Inc	D	8/29/2015			000002		
100 0000.121300.16	Flex Spending Ded Payable	Medcom Services, Inc		719.42				719.42
000008	CIT Technology Fin Serv Inc							
I-27236473	CIT Technology Fin Serv Inc	R	8/07/2015			019838		
100 1565.522300.00	Rentals	CIT Technology Fin S		733.00				733.00
000016	Stone, McElroy & Associates							
I-2457PA	Stone, McElroy & Associates	R	8/07/2015			019839		
100 3200.521200.00	Prof Svcs	Stone, McElroy & Ass		350.00				350.00
000021	Employment Screening Services							
I-259702	Employment Screening Services	R	8/07/2015			019840		
100 1540.521300.00	Technical Services	Employment Screening		434.50				434.50
000042	Atlanta Journal-Constitution							
I-CM 2015	Atlanta Journal-Constitution	R	8/07/2015			019841		
100 1320.531400.00	Books & Periodicals	Atlanta Journal-Cons		138.96				138.96

VENDOR SET: 01 City of Dunwoody, GA
 BANK: 03 Suntrust Disbursement Acc
 DATE RANGE: 8/01/2015 THRU 8/31/2015

VENDOR I.D.	NAME	STATUS	CHECK DATE	AMOUNT	DISCOUNT	CHECK NO	CHECK STATUS	CHECK AMOUNT
000089	APeal Agency, Inc.							
I-280	APeal Agency, Inc.	R	8/07/2015			019842		
100 3200.521200.00	Prof Svcs	APeal Agency, Inc.		138.00				138.00
000129	Verizon Wireless Services LLC							
I-9748967583	Verizon Wireless Services LLC	R	8/07/2015			019843		
100 1110.523200.00	Communications	Verizon Wireless Ser		66.69				
100 1110.523200.00	Communications	Verizon Wireless Ser		38.01				
100 1320.523200.00	Communications	Verizon Wireless Ser		142.71				
100 1330.523200.00	Communications	Verizon Wireless Ser		91.46				
100 1511.523200.00	Communications	Verizon Wireless Ser		97.59				
100 3200.523200.00	Communications	Verizon Wireless Ser		5,725.94				
100 4100.523200.00	Communications	Verizon Wireless Ser		98.70				6,261.10
000138	Riley McLendon, LLC							
I-62819	Riley McLendon, LLC	R	8/07/2015			019844		
100 2650.521200.03	Prof Svcs-Court Solicitor	Riley McLendon, LLC		6,060.00				6,060.00
000149	AT&T							
I-Aug 2015	AT&T	R	8/07/2015			019845		
100 1535.523200.00	Communications	AT&T		132.32				132.32
000150	Fidelity Security Life Insuran							
I-5997417	Fidelity Security Life Insuran	R	8/07/2015			019846		
100 0000.121300.12	EE-Vision Payable	Fidelity Security Li		481.34				481.34
000151	Wolfe, Timothy W.							
I-May-July 2015	Wolfe, Timothy W.	R	8/07/2015			019847		
100 2650.521200.00	Prof Svcs	Wolfe, Timothy W.		1,600.00				1,600.00
000156	Powell, Hugh R							
I-2022	Powell, Hugh R	R	8/07/2015			019848		
100 2650.521200.00	Prof Svcs	Powell, Hugh R		1,350.00				1,350.00
000160	Georgia Technology Authority							
I-924-660880715	Georgia Technology Authority	R	8/07/2015			019849		
100 3200.521300.00	Technical Svcs	Georgia Technology A		432.99				432.99
000163	Metro Materials Inc.							
I-40329	Metro Materials Inc.	R	8/07/2015			019850		
100 4200.531100.00	Supplies	Metro Materials Inc.		2,514.31				
I-40417	Metro Materials Inc.	R	8/07/2015			019850		
100 4200.531100.00	Supplies	Metro Materials Inc.		545.55				3,059.86

VENDOR SET: 01 City of Dunwoody, GA
 BANK: 03 Suntrust Disbursement Acc
 DATE RANGE: 8/01/2015 THRU 8/31/2015

VENDOR I.D.	NAME	STATUS	CHECK DATE	AMOUNT	DISCOUNT	CHECK NO	CHECK STATUS	CHECK AMOUNT
000165	Vulcan Materials Company							
I-11303890	Vulcan Materials Company	R	8/07/2015			019851		
100 6200.522200.06	R&M-Parks	Vulcan Materials Com		1,150.07				
I-21212020543	Vulcan Materials Company	R	8/07/2015			019851		
560 4320.531100.00	Supplies	Vulcan Materials Com		821.25				
I-21212022267	Vulcan Materials Company	R	8/07/2015			019851		
560 4320.531100.00	Supplies	Vulcan Materials Com		560.25				2,531.57
000196	Georgia Management Agency, Inc							
I-59030	Georgia Management Agency, Inc	R	8/07/2015			019852		
100 4200.522200.02	R&M - Street Maintenance	Georgia Management A		1,147.50				
I-59031	Georgia Management Agency, Inc	R	8/07/2015			019852		
560 4320.522200.00	Repairs & Maintenance	Georgia Management A		25,552.80				
560 4320.531100.00	Supplies	Georgia Management A		1,396.86				
100 4200.522200.02	R&M - Street Maintenance	Georgia Management A		33,906.60				
100 4100.521200.10	Tree Fund Expenses	Georgia Management A		1,000.00				
I-59032	Georgia Management Agency, Inc	R	8/07/2015			019852		
100 4200.522200.03	R&M - Traffic Signals	Georgia Management A		18,269.13				81,272.89
000206	Georgia Power							
I-05318-67204/July15	Georgia Power	R	8/07/2015			019853		
100 4100.531230.00	Electricity	Georgia Power		619.50				619.50
000206	Georgia Power							
I-10230-32056/July15	Georgia Power	R	8/07/2015			019854		
100 6200.531230.00	Utilities	Georgia Power		24.30				24.30
000206	Georgia Power							
I-12030-46085/July15	Georgia Power	R	8/07/2015			019855		
100 6200.531230.00	Utilities	Georgia Power		24.30				24.30
000206	Georgia Power							
I-15158-51225/July15	Georgia Power	R	8/07/2015			019856		
100 6200.531230.00	Utilities	Georgia Power		315.25				315.25
000206	Georgia Power							
I-24953-72008/July15	Georgia Power	R	8/07/2015			019857		
100 6200.531230.00	Utilities	Georgia Power		113.33				113.33
000206	Georgia Power							
I-July 2015	Georgia Power	R	8/07/2015			019858		
100 4100.531230.00	Electricity	Georgia Power		38,858.09				
100 6200.531230.00	Utilities	Georgia Power		8,573.17				47,431.26

VENDOR SET: 01 City of Dunwoody, GA
 BANK: 03 Suntrust Disbursement Acc
 DATE RANGE: 8/01/2015 THRU 8/31/2015

VENDOR I.D.	NAME	STATUS	CHECK DATE	AMOUNT	DISCOUNT	CHECK NO	CHECK STATUS	CHECK AMOUNT
000211	GIRMA							
I-229295	GIRMA	R	8/07/2015		4,148.00	CR 019859		
100 3200.523100.01	Claims	GIRMA		5,852.00				5,852.00
000216	Strategic Datacom Inc							
I-8821	Strategic Datacom Inc	R	8/07/2015			019860		
100 1535.522200.00	Repairs & Maintenance	Strategic Datacom In		2,556.40				
I-8822	Strategic Datacom Inc	R	8/07/2015			019860		
100 3200.521300.00	Technical Svcs	Strategic Datacom In		4,370.80				
I-8832	Strategic Datacom Inc	R	8/07/2015			019860		
100 3200.522200.00	Repairs & Maintenance	Strategic Datacom In		1,020.00				
I-8841	Strategic Datacom Inc	R	8/07/2015			019860		
100 3200.521300.00	Technical Svcs	Strategic Datacom In		1,825.00				
I-8847	Strategic Datacom Inc	R	8/07/2015			019860		
100 1535.522200.00	Repairs & Maintenance	Strategic Datacom In		628.50				10,400.70
000226	FBI CAAA							
I-Atlanta Steak Out	FBI CAAA	R	8/07/2015			019861		
100 3200.523600.00	Dues & Fees	FBI CAAA		120.00				120.00
000228	Wildcat Striping and Sealing C							
I-53824	Wildcat Striping and Sealing C	R	8/07/2015			019862		
100 6200.522200.06	R&M-Parks	Wildcat Striping and		2,514.00				2,514.00
000269	DeKalb County Georgia							
I-5986738/June 2015	DeKalb County Georgia	R	8/07/2015			019863		
100 6200.531230.00	Utilities	DeKalb County Georgi		6.71				
I-6305611/July 2015	DeKalb County Georgia	R	8/07/2015			019863		
100 6200.531230.00	Utilities	DeKalb County Georgi		64.94				
I-6305622/July 2015	DeKalb County Georgia	R	8/07/2015			019863		
100 6200.531230.00	Utilities	DeKalb County Georgi		520.24				
I-6305655/July 2015	DeKalb County Georgia	R	8/07/2015			019863		
100 6200.531230.00	Utilities	DeKalb County Georgi		70.71				
I-6305677/July 2015	DeKalb County Georgia	R	8/07/2015			019863		
100 6200.531230.00	Utilities	DeKalb County Georgi		703.06				
I-6305688/July 2015	DeKalb County Georgia	R	8/07/2015			019863		
100 6200.531230.00	Utilities	DeKalb County Georgi		26.22				1,391.88
000331	Tyler Technologies, Inc							
I-025-129628	Tyler Technologies, Inc	R	8/07/2015			019864		
100 1516.521300.00	Technical Services	Tyler Technologies,		1,200.00				
100 1512.522200.00	Repairs & Maintenance	Tyler Technologies,		6,461.84				
I-025-129629	Tyler Technologies, Inc	R	8/07/2015			019864		
100 2650.522200.00	Repairs & Maintenance	Tyler Technologies,		176.00				
I-025-130317	Tyler Technologies, Inc	R	8/07/2015			019864		
100 2650.522200.00	Repairs & Maintenance	Tyler Technologies,		200.00				8,037.84

VENDOR SET: 01 City of Dunwoody, GA
 BANK: 03 Suntrust Disbursement Acc
 DATE RANGE: 8/01/2015 THRU 8/31/2015

VENDOR I.D.	NAME	STATUS	CHECK DATE	AMOUNT	DISCOUNT	CHECK NO	CHECK STATUS	CHECK AMOUNT
001009	Kimley-Horn and Associates, In							
I-019124010-0615	Kimley-Horn and Associates, In	R	8/07/2015			019865		
350 6200.541200.00	Site improvements	Kimley-Horn and Asso		6,466.90				
I-6675083	Kimley-Horn and Associates, In	R	8/07/2015			019865		
350 4200.541400.00	Infrastructure	Kimley-Horn and Asso		17,228.45				
I-6785361	Kimley-Horn and Associates, In	R	8/07/2015			019865		
350 4200.541400.00	Infrastructure	Kimley-Horn and Asso		4,592.75				28,288.10
001023	Victoria Clearfield							
I-Car Seat Brochure	Victoria Clearfield	R	8/07/2015			019866		
100 3200.521300.00	Technical Svcs	Victoria Clearfield		270.00				
I-July 2015	Victoria Clearfield	R	8/07/2015			019866		
100 2650.521300.00	Technical Svcs	Victoria Clearfield		1,290.00				1,560.00
001274	Nova Engineering and Environme							
I-0110057	Nova Engineering and Environme	R	8/07/2015			019867		
350 4200.522200.00	Repairs & Maintenance	Nova Engineering and		840.00				
I-0110058	Nova Engineering and Environme	R	8/07/2015			019867		
350 4200.522200.00	Repairs & Maintenance	Nova Engineering and		3,355.00				4,195.00
001275	LMI Systems, Inc							
I-1060824	LMI Systems, Inc	R	8/07/2015			019868		
100 6200.522200.06	R&M-Parks	LMI Systems, Inc		18,133.35				18,133.35
001282	United Maintenance, Inc.							
I-228008	United Maintenance, Inc.	R	8/07/2015			019869		
100 6200.522200.06	R&M-Parks	United Maintenance,		200.00				200.00
001282	United Maintenance, Inc.							
I-228009	United Maintenance, Inc.	R	8/07/2015			019870		
100 6200.522200.06	R&M-Parks	United Maintenance,		160.00				160.00
001316	Lose and Associates							
I-20150476	Lose and Associates	R	8/07/2015			019871		
560 4320.521200.09	Prof Svcs-Stormwater	Lose and Associates		437.50				437.50
001328	LexisNexis Risk Data Managemen							
I-1502895-20150731	LexisNexis Risk Data Managemen	R	8/07/2015			019872		
100 1511.521300.00	Technical Services	LexisNexis Risk Data		50.00				50.00
001345	JEL Consulting Group, LLC							
I-228	JEL Consulting Group, LLC	R	8/07/2015			019873		
100 7500.521200.00	Professional Services	JEL Consulting Group		2,500.00				2,500.00

VENDOR SET: 01 City of Dunwoody, GA
 BANK: 03 Suntrust Disbursement Acc
 DATE RANGE: 8/01/2015 THRU 8/31/2015

VENDOR I.D.	NAME	STATUS	CHECK DATE	AMOUNT	DISCOUNT	CHECK NO	CHECK STATUS	CHECK AMOUNT
001415	Rite Way							
I-372575	Rite Way	R	8/07/2015			019874		
100 6200.522200.06	R&M-Parks	Rite Way		1,621.32				1,621.32
001426	A&A Plumbing							
I-553	A&A Plumbing	R	8/07/2015			019875		
100 6200.522200.06	R&M-Parks	A&A Plumbing		3,870.00				3,870.00
001444	Kenneth Wickham							
I-7/22/2015	Kenneth Wickham	R	8/07/2015			019876		
100 2650.521200.00	Prof Svcs	Kenneth Wickham		400.00				400.00
001492	James Duncan and Associates, I							
I-386-14-12	James Duncan and Associates, I	R	8/07/2015			019877		
100 7000.521200.00	Prof Svcs	James Duncan and Ass		5,612.00				5,612.00
001542	Southeastern Engineering Inc (
I-16337	Southeastern Engineering Inc (R	8/07/2015			019878		
350 4200.541400.00	Infrastructure	Southeastern Enginee		1,250.00				
I-16399	Southeastern Engineering Inc (R	8/07/2015			019878		
350 4200.541400.00	Infrastructure	Southeastern Enginee		2,294.75				
I-16422	Southeastern Engineering Inc (R	8/07/2015			019878		
350 4200.541400.00	Infrastructure	Southeastern Enginee		3,100.00				6,644.75
001549	Gas South, LLC							
I-August 2015	Gas South, LLC	R	8/07/2015			019879		
100 6200.531230.00	Utilities	Gas South, LLC		453.94				453.94
001619	The Council on Alcohol and Dru							
I-2015 Renewal	The Council on Alcohol and Dru	R	8/07/2015			019880		
100 1540.523600.00	Dues & Fees	The Council on Alcoh		260.00				260.00
001656	De Lage Landen							
I-46492124	De Lage Landen	R	8/07/2015			019881		
100 3200.522300.00	Rentals	De Lage Landen		304.00				
I-46517898	De Lage Landen	R	8/07/2015			019881		
100 3200.522300.00	Rentals	De Lage Landen		382.20				686.20
001660	Wired Blue, LLC							
I-1306	Wired Blue, LLC	R	8/07/2015			019882		
100 3200.522200.01	Repairs & Maintenance-Software	Wired Blue, LLC		500.00				500.00
001690	Oldcastle Precast Inc.							
I-410130749	Oldcastle Precast Inc.	R	8/07/2015		127.05CR	019883		
560 4320.531100.00	Supplies	Oldcastle Precast In		419.40				
I-410130815	Oldcastle Precast Inc.	R	8/07/2015			019883		
560 4320.531100.00	Supplies	Oldcastle Precast In		51.45				
I-410130864	Oldcastle Precast Inc.	R	8/07/2015			019883		

VENDOR SET: 01 City of Dunwoody, GA
 BANK: 03 Suntrust Disbursement Acc
 DATE RANGE: 8/01/2015 THRU 8/31/2015

VENDOR I.D.	NAME	STATUS	CHECK DATE	AMOUNT	DISCOUNT	CHECK NO	CHECK STATUS	CHECK AMOUNT
001690	Oldcastle Precast Inc.	CONT						
I-410130864	Oldcastle Precast Inc.	R	8/07/2015			019883		
560 4320.531100.00	Supplies		Oldcastle Precast In	127.05				
I-410130865	Oldcastle Precast Inc.	R	8/07/2015			019883		
560 4320.531100.00	Supplies		Oldcastle Precast In	51.45				
I-410130880	Oldcastle Precast Inc.	R	8/07/2015			019883		
100 4200.531100.00	Supplies		Oldcastle Precast In	51.45				700.80
001712	Mulkey, Inc.							
I-2013032-17	Mulkey, Inc.	R	8/07/2015			019884		
350 4200.541400.00	Infrastructure		Mulkey, Inc.	662.40				662.40
001724	Testing Engineering & Consulti							
I-6751	Testing Engineering & Consulti	R	8/07/2015			019885		
350 6200.522200.00	Repairs & Maintenance		Testing Engineering	1,530.00				1,530.00
001746	Christopher Oquwndo Photograph							
I-0715-0642	Christopher Oquwndo Photograph	R	8/07/2015			019886		
100 1570.521200.00	Professional Services		Christopher Oquwndo	425.00				425.00
001750	Riley McLendon, LLC II							
I-Parcel 15 & 16	Riley McLendon, LLC II	R	8/07/2015			019887		
350 4200.541400.00	Infrastructure		Riley McLendon, LLC	1,844.00				1,844.00
001756	Georgia Snacks							
I-131 (2)	Georgia Snacks	R	8/07/2015			019888		
100 1540.512900.00	Other Employment Benefits		Georgia Snacks	800.00				800.00
001766	Office Furniture Expo							
I-0180893	Office Furniture Expo	R	8/07/2015			019889		
100 3200.531600.00	Small Equipment		Office Furniture Exp	149.00				149.00
001784	Peak Democracy, Inc.							
I-590	Peak Democracy, Inc.	R	8/07/2015			019890		
100 1570.521200.00	Professional Services		Peak Democracy, Inc.	2,250.00				2,250.00
001825	Randstad US LP							
I-R17318572	Randstad US LP	R	8/07/2015			019891		
100 7000.522200.00	Repairs & Maintenance		Randstad US LP	505.80				
I-R18129702	Randstad US LP	R	8/07/2015			019891		
100 7000.522200.00	Repairs & Maintenance		Randstad US LP	569.03				
I-R18129703	Randstad US LP	R	8/07/2015			019891		
100 7000.522200.00	Repairs & Maintenance		Randstad US LP	303.48				1,378.31

VENDOR SET: 01 City of Dunwoody, GA
 BANK: 03 Suntrust Disbursement Acc
 DATE RANGE: 8/01/2015 THRU 8/31/2015

VENDOR I.D.	NAME	STATUS	CHECK DATE	AMOUNT	DISCOUNT	CHECK NO	CHECK STATUS	CHECK AMOUNT
001833	Marny Heit							
I-Odessa Abner	Marny Heit	R	8/07/2015			019892		
100 2650.521200.04	Prof Svcs-Public Defender	Marny Heit		190.00				
I-Victoria Woods	Marny Heit	R	8/07/2015			019892		
100 2650.521200.04	Prof Svcs-Public Defender	Marny Heit		170.00				360.00
001834	Pyramid Printing, Inc. dba Mou							
I-38499	Pyramid Printing, Inc. dba Mou	R	8/07/2015			019893		
100 1570.523400.00	Printing and Binding	Pyramid Printing, In		3,387.78				3,387.78
001873	Evans Acquisition Services							
I-2	Evans Acquisition Services	R	8/07/2015			019894		
350 4200.541400.00	Infrastructure	Evans Acquisition Se		1,250.00				1,250.00
001888	GS Construction, Inc.							
I-Pay App 4 Road	GS Construction, Inc.	R	8/07/2015			019895		
350 4200.541400.00	Infrastructure	GS Construction, Inc		13,050.00				13,050.00
001901	North Metro Waste, Inc.							
I-618330	North Metro Waste, Inc.	R	8/07/2015			019896		
100 4100.522200.00	Repairs & Maintenance	North Metro Waste, I		1,360.00				
I-620863	North Metro Waste, Inc.	R	8/07/2015			019896		
100 4100.522200.00	Repairs & Maintenance	North Metro Waste, I		250.00				
I-621118	North Metro Waste, Inc.	R	8/07/2015			019896		
100 4200.522200.02	R&M - Street Maintenance	North Metro Waste, I		595.00				2,205.00
001910	Kinetix, LLC							
I-INV73408	Kinetix, LLC	R	8/07/2015			019897		
100 1511.521100.01	Official/Admin Svcs	Kinetix, LLC		10,400.00				10,400.00
001911	Fifth Third Bank Legal Entry							
I-125971	Fifth Third Bank Legal Entry:	R	8/07/2015			019898		
100 3200.521300.00	Technical Svcs	Fifth Third Bank		27.56				27.56
001912	Dunwoody Gridiron Club							
I-2015 Souvenir Prog	Dunwoody Gridiron Club	R	8/07/2015			019899		
100 1570.523300.00	Advertising	Dunwoody Gridiron Cl		350.00				350.00
1	Lin R Rogers Electrical Contr							
I-100 Perimeter Ctr	Lin R Rogers Electrical Contr:	R	8/07/2015			019900		
100 0000.323100.00	Bldg Structures & Equipment	Lin R Rogers Electri		33.75				33.75
1	Findlay Roofing							
I-1467 Devonash Ln	Findlay Roofing:	R	8/07/2015			019901		
100 0000.323100.00	Bldg Structures & Equipment	Findlay Roofing:		25.00				25.00

VENDOR SET: 01 City of Dunwoody, GA
 BANK: 03 Suntrust Disbursement Acc
 DATE RANGE: 8/01/2015 THRU 8/31/2015

VENDOR I.D.	NAME	STATUS	CHECK DATE	AMOUNT	DISCOUNT	CHECK NO	CHECK STATUS	CHECK AMOUNT
1	Teresa Wood							
I-5359 N PeachtreeRd	Teresa Wood:	R	8/07/2015			019902		
100 0000.323100.00	Bldg Structures & Equipment	Teresa Wood:		670.00				670.00
1	Michelle Levy							
I-6/7/15 Refund	Michelle Levy:	R	8/07/2015			019903		
100 0000.347900.00	Pavilion Rentals	Michelle Levy:		200.00				200.00
1	Steven Shumpert							
I-8/1/15 Refund	Steven Shumpert:	R	8/07/2015			019904		
100 0000.347900.00	Pavilion Rentals	Steven Shumpert:		200.00				200.00
1	Wayne McPherson, Jr							
I-Alcohol Refund..	Wayne McPherson, Jr:	R	8/07/2015			019905		
100 0000.347900.00	Pavilion Rentals	Wayne McPherson, Jr:		200.00				200.00
1	Chris Cooke							
I-Auditor-State Cert	Chris Cooke:	R	8/07/2015			019906		
100 3200.521200.00	Prof Svcs	Chris Cooke:		150.00				150.00
1	Raymond Church							
I-Bus Tax Refund..	Raymond Church:	R	8/07/2015			019907		
100 0000.316100.00	Business & Occupation Tax	Raymond Church:		15.60				15.60
1	Disaster One							
I-Refund	Disaster One:	R	8/07/2015			019908		
100 0000.323100.00	Bldg Structures & Equipment	Disaster One:		815.00				815.00
1	ARS Mechanical							
I-Refund on Permit	ARS Mechanical:	R	8/07/2015			019909		
100 0000.323100.00	Bldg Structures & Equipment	ARS Mechanical:		5.00				5.00
000036	Allegra Print & Imaging							
I-39728	Allegra Print & Imaging	R	8/21/2015			019910		
100 1512.523400.00	Printing & Binding	Allegra Print & Imag		540.00				540.00
000061	Blue Cross Blue Shield							
I-000624937G	Blue Cross Blue Shield	R	8/21/2015			019911		
100 1110.512100.00	Group Insurance	Blue Cross Blue Shie		3,847.73				
100 1320.512100.00	Group Insurance	Blue Cross Blue Shie		2,558.44				
100 1330.512100.00	Group Insurance	Blue Cross Blue Shie		1,074.54				
100 1511.512100.00	Group Insurance	Blue Cross Blue Shie		1,560.65				
100 2650.512100.00	Group Insurance	Blue Cross Blue Shie		1,562.50				
100 3200.512100.00	Group Insurance	Blue Cross Blue Shie		67,221.78				
100 4100.512100.00	Group Insurance	Blue Cross Blue Shie		1,560.65				79,386.29

VENDOR SET: 01 City of Dunwoody, GA
 BANK: 03 Suntrust Disbursement Acc
 DATE RANGE: 8/01/2015 THRU 8/31/2015

VENDOR I.D.	NAME	STATUS	CHECK DATE	AMOUNT	DISCOUNT	CHECK NO	CHECK STATUS	CHECK AMOUNT
000089	APeal Agency, Inc.							
I-271	APeal Agency, Inc.	R	8/21/2015			019912		
100 3200.521200.00	Prof Svcs	APeal Agency, Inc.		828.00				828.00
000118	Peace Officers'							
I-August 2015	Peace Officers'	R	8/21/2015			019913		
100 0000.121300.15	POAB Deduction Payable	Peace Officers'		680.00				680.00
000138	Riley McLendon, LLC							
I-62847	Riley McLendon, LLC	R	8/21/2015			019914		
100 1530.521200.01	Prof Svcs-Legal	Riley McLendon, LLC		12,500.00				
I-62848	Riley McLendon, LLC	R	8/21/2015			019914		
100 1530.521200.02	Prof Svcs-Litigation	Riley McLendon, LLC		2,513.20				
I-62849	Riley McLendon, LLC	R	8/21/2015			019914		
100 4100.521200.00	Prof Svcs	Riley McLendon, LLC		300.00				
I-62850	Riley McLendon, LLC	R	8/21/2015			019914		
350 4200.541400.00	Infrastructure	Riley McLendon, LLC		648.25				
I-62851	Riley McLendon, LLC	R	8/21/2015			019914		
560 4320.521200.09	Prof Svcs-Stormwater	Riley McLendon, LLC		142.00				
I-62878	Riley McLendon, LLC	R	8/21/2015			019914		
100 2650.521200.03	Prof Svcs-Court Solicitor	Riley McLendon, LLC		5,845.00				21,948.45
000149	AT&T							
I-September 2015	AT&T	R	8/21/2015			019915		
100 1535.523200.00	Communications	AT&T		124.60				124.60
000159	Purchase Power							
I-August 2015	Purchase Power	R	8/21/2015			019916		
100 1110.523200.00	Communications	Purchase Power		8.40				
100 1320.523200.00	Communications	Purchase Power		2.43				
100 1330.523200.00	Communications	Purchase Power		26.08				
100 1512.523200.00	Communications	Purchase Power		299.25				
100 1516.523200.00	Communications	Purchase Power		798.92				
100 1517.523200.00	Communications	Purchase Power		20.66				
100 1530.523200.00	Communications	Purchase Power		36.12				
100 1540.523200.00	Communications	Purchase Power		13.98				
100 2650.523200.00	Communications	Purchase Power		619.85				
100 3200.523200.00	Communications	Purchase Power		231.42				
100 4100.523200.00	Communications	Purchase Power		81.39				
100 7000.523200.00	Communications	Purchase Power		436.36				
100 7500.523200.00	Communications	Purchase Power		0.69				2,575.55
000163	Metro Materials Inc.							
I-40589	Metro Materials Inc.	R	8/21/2015			019917		
100 4200.531100.00	Supplies	Metro Materials Inc.		558.13				558.13

VENDOR SET: 01 City of Dunwoody, GA
 BANK: 03 Suntrust Disbursement Acc
 DATE RANGE: 8/01/2015 THRU 8/31/2015

VENDOR I.D.	NAME	STATUS	CHECK DATE	AMOUNT	DISCOUNT	CHECK NO	CHECK STATUS	CHECK AMOUNT
000165	Vulcan Materials Company							
I-11319169	Vulcan Materials Company	R	8/21/2015			019918		
560 4320.522200.05	Rep & Maint-Riprap Program	Vulcan Materials Com		522.63				
I-21212022855	Vulcan Materials Company	R	8/21/2015			019918		
560 4320.531100.00	Supplies	Vulcan Materials Com		428.50				951.13
000196	Georgia Management Agency, Inc							
I-59020	Georgia Management Agency, Inc	R	8/21/2015			019919		
560 4320.522200.00	Repairs & Maintenance	Georgia Management A		26,223.11				
100 4200.522200.02	R&M - Street Maintenance	Georgia Management A		34,120.60				
I-59040	Georgia Management Agency, Inc	R	8/21/2015			019919		
560 4320.522200.00	Repairs & Maintenance	Georgia Management A		26,052.80				
560 4320.531100.00	Supplies	Georgia Management A		348.09				
100 4200.522200.02	R&M - Street Maintenance	Georgia Management A		33,906.66				
100 4200.531100.00	Supplies	Georgia Management A		214.00				120,865.26
000206	Georgia Power							
I-2132215	Georgia Power	R	8/21/2015			019920		
350 6200.541200.00	Site improvements	Georgia Power		2,531.81				2,531.81
000214	Atlanta Metropol, Inc							
I-15-16 Annual Dues	Atlanta Metropol, Inc	R	8/21/2015			019921		
100 3200.523600.00	Dues & Fees	Atlanta Metropol, In		125.00				125.00
000262	Dunwoody Chamber of Commerce I							
I-6964	Dunwoody Chamber of Commerce I	R	8/21/2015			019922		
100 7500.523600.00	Dues & Fees	Dunwoody Chamber of		1,200.00				1,200.00
000269	DeKalb County Georgia							
I-6697277/Aug 2015	DeKalb County Georgia	R	8/21/2015			019923		
100 6200.531230.00	Utilities	DeKalb County Georgi		33.66				
I-6698863/Aug 2015	DeKalb County Georgia	R	8/21/2015			019923		
100 6200.531230.00	Utilities	DeKalb County Georgi		77.85				111.51
000331	Tyler Technologies, Inc							
I-025-132218	Tyler Technologies, Inc	R	8/21/2015			019924		
100 2650.522200.00	Repairs & Maintenance	Tyler Technologies,		13,079.29				
I-025-132794	Tyler Technologies, Inc	R	8/21/2015			019924		
100 2650.522200.00	Repairs & Maintenance	Tyler Technologies,		200.00				13,279.29
001009	Kimley-Horn and Associates, In							
I-6675082	Kimley-Horn and Associates, In	R	8/21/2015			019925		
350 4200.541400.00	Infrastructure	Kimley-Horn and Asso		6,801.09				
I-6925768	Kimley-Horn and Associates, In	R	8/21/2015			019925		
350 4200.541400.00	Infrastructure	Kimley-Horn and Asso		28,117.28				34,918.37

VENDOR SET: 01 City of Dunwoody, GA

BANK: 03 Suntrust Disbursement Acc

DATE RANGE: 8/01/2015 THRU 8/31/2015

VENDOR I.D.	NAME	STATUS	CHECK DATE	AMOUNT	DISCOUNT	CHECK NO	CHECK STATUS	CHECK AMOUNT
001045	Specialty Engraving, Inc							
I-247858	Specialty Engraving, Inc	R	8/21/2015			019926		
100 3200.531100.01	Supplies-Explorer Program	Specialty Engraving,		190.00				190.00
001086	Schiff Hardin LLP							
I-2025369	Schiff Hardin LLP	R	8/21/2015			019927		
100 1530.521200.02	Prof Svcs-Litigation	Schiff Hardin LLP		1,040.62				1,040.62
001097	US Department of Homeland Secu							
I-SAVE-353247	US Department of Homeland Secu	R	8/21/2015			019928		
100 1516.521300.00	Technical Services	US Department of Hom		25.00				25.00
001316	Lose and Associates							
I-20150706	Lose and Associates	R	8/21/2015			019929		
100 4200.521200.00	Prof Services	Lose and Associates		3,170.00				
I-20150758	Lose and Associates	R	8/21/2015			019929		
350 6200.541200.00	Site improvements	Lose and Associates		180.00				3,350.00
001385	Wolverton and Associates, Inc.							
I-41111	IRFP 15-03	R	8/21/2015			019930		
350 4200.541400.00	Infrastructure	IRFP 15-03		485.99				485.99
001414	Geo-Hydro Engineers, Inc.							
I-50052	Geo-Hydro Engineers, Inc.	R	8/21/2015			019931		
350 6200.541200.00	Site improvements	Geo-Hydro Engineers,		3,825.80				3,825.80
001426	A&A Plumbing							
I-562	A&A Plumbing	R	8/21/2015			019932		
100 6200.522200.06	R&M-Parks	A&A Plumbing		1,250.00				1,250.00
001444	Kenneth Wickham							
I-08/06/2015	Kenneth Wickham	R	8/21/2015			019933		
100 2650.521200.00	Prof Svcs	Kenneth Wickham		800.00				800.00
001457	Peace Officers Association of							
I-Cory Gill	Peace Officers Association of	R	8/21/2015			019934		
100 3200.523600.00	Dues & Fees	Peace Officers Assoc		20.00				20.00
001493	Entek							
I-30397	Entek	R	8/21/2015			019935		
100 1565.522200.00	Repairs & Maintenance	Entek		464.90				464.90
001528	GRT Systems Inc dba N American							
I-110761	GRT Systems Inc dba N American	R	8/21/2015			019936		
100 6200.522200.06	R&M-Parks	GRT Systems Inc dba		95.20				95.20

VENDOR SET: 01 City of Dunwoody, GA
 BANK: 03 Suntrust Disbursement Acc
 DATE RANGE: 8/01/2015 THRU 8/31/2015

VENDOR I.D.	NAME	STATUS	CHECK DATE	AMOUNT	DISCOUNT	CHECK NO	CHECK STATUS	CHECK AMOUNT
001656	De Lage Landen							
I-46182127 (2)	De Lage Landen	R	8/21/2015			019937		
100 3200.522300.00	Rentals	De Lage Landen		439.00				439.00
001673	Aerial Innovations of Ga., Inc							
I-45679	Aerial Innovations of Ga., Inc	R	8/21/2015			019938		
100 7000.521300.00	Technical Svcs	Aerial Innovations o		94.50				94.50
001719	Perimeter Community Improvemen							
I-PCID 12615 (9)	Perimeter Community Improvemen	R	8/21/2015			019939		
250 4006.541400.14	Bike Impl Plan-Infrastructure	Perimeter Community		7,596.65				7,596.65
001732	AT&T Mobility II LLC							
I-070155-0515	AT&T Mobility II LLC	R	8/21/2015			019940		
215 3800.523200.00	Communications	AT&T Mobility II LLC		6,156.30				6,156.30
001739	Kelly Michael Hundley, LLC							
I-341	Kelly Michael Hundley, LLC	R	8/21/2015			019941		
100 1530.521200.01	Prof Svcs-Legal	Kelly Michael Hundle		15.00				15.00
001750	Riley McLendon, LLC II							
I-Parcel 23	Riley McLendon, LLC II	R	8/21/2015			019942		
350 4200.541400.00	Infrastructure	Riley McLendon, LLC		6,200.00				6,200.00
001783	Georgia Hydrant Services, Inc.							
I-3013	Georgia Hydrant Services, Inc.	R	8/21/2015			019943		
100 6200.522200.06	R&M-Parks	Georgia Hydrant Serv		880.00				880.00
001787	Optech RWM, LLC							
I-D0715	Optech RWM, LLC	R	8/21/2015			019944		
100 4200.522200.05	R&M - Right of Way Maint	Optech RWM, LLC		1,666.66				
100 6200.522200.06	R&M-Parks	Optech RWM, LLC		29,177.74				
100 6200.531100.00	Supplies	Optech RWM, LLC		1,637.05				32,481.45
001795	ABM Janitorial Services - Sout							
I-8339140	ABM Janitorial Services - Sout	R	8/21/2015			019945		
100 3200.522200.00	Repairs & Maintenance	ABM Janitorial Servi		60.00				60.00
001799	Colliers International - Atlan							
I-August 2015	Colliers International - Atlan	R	8/21/2015			019946		
100 0000.381100.00	Rental Commissions	Colliers Internation		370.92				370.92
001820	Sharon Dickson, LLC							
I-July 2015	Sharon Dickson, LLC	R	8/21/2015			019947		
100 2650.521200.00	Prof Svcs	Sharon Dickson, LLC		800.00				800.00

VENDOR SET: 01 City of Dunwoody, GA
 BANK: 03 Suntrust Disbursement Acc
 DATE RANGE: 8/01/2015 THRU 8/31/2015

VENDOR I.D.	NAME	STATUS	CHECK DATE	AMOUNT	DISCOUNT	CHECK NO	CHECK STATUS	CHECK AMOUNT
001824	Veith Traffic Services, LLC							
I-3011-15	Veith Traffic Services, LLC	R	8/21/2015			019948		
100 4200.522200.03	R&M - Traffic Signals	Veith Traffic Servic		640.00				640.00
001825	Randstad US LP							
I-R18161158	Randstad US LP	R	8/21/2015			019949		
100 7000.522200.00	Repairs & Maintenance	Randstad US LP		360.38				
I-R18191832	Randstad US LP	R	8/21/2015			019949		
100 7000.522200.00	Repairs & Maintenance	Randstad US LP		556.38				916.76
001841	Ed Castro Landscape, Inc.							
I-Pay App 6	Ed Castro Landscape, Inc.	R	8/21/2015			019950		
350 4200.541400.00	Infrastructure	Ed Castro Landscape,		36,651.18				36,651.18
001861	EmpowerD Wellness							
I-August 2015	EmpowerD Wellness	R	8/21/2015			019951		
100 1540.512900.00	Other Employment Benefits	EmpowerD Wellness		1,565.42				1,565.42
001868	American Heritage Life Insuran							
I-19795/August 2015	American Heritage Life Insuran	R	8/21/2015			019952		
100 0000.121300.18	AFLAC Deductions Payable	American Heritage Li		1,819.08				1,819.08
001870	Health Point Chiropractic & We							
I-July 2015	Health Point Chiropractic & We	R	8/21/2015			019953		
100 1540.512900.00	Other Employment Benefits	Health Point Chiropr		330.00				330.00
001877	tyco SimplexGrinnell							
I-77986737	tyco SimplexGrinnell	R	8/21/2015			019954		
100 1565.522200.00	Repairs & Maintenance	tyco SimplexGrinnell		398.00				398.00
001879	Sharp Business Systems							
I-AR658377	Sharp Business Systems	R	8/21/2015			019955		
100 3200.531600.00	Small Equipment	Sharp Business Syste		629.00				
I-AR658417	Sharp Business Systems	R	8/21/2015			019955		
100 3200.521300.00	Technical Svcs	Sharp Business Syste		1,899.00				
100 3200.531600.00	Small Equipment	Sharp Business Syste		4,532.00				7,060.00
001888	GS Construction, Inc.							
I-Pay App 5 Road	GS Construction, Inc.	R	8/21/2015			019956		
350 4200.541400.00	Infrastructure	GS Construction, Inc		13,275.00				13,275.00
001894	AUTONATION FORD MARIETTA							
I-201508102920	AUTONATION FORD MARIETTA	R	8/21/2015			019957		
350 3200.542000.00	Machinery & Equipment	2015 Ford Transit Va		23,910.00				23,910.00

VENDOR SET: 01 City of Dunwoody, GA
 BANK: 03 Suntrust Disbursement Acc
 DATE RANGE: 8/01/2015 THRU 8/31/2015

VENDOR I.D.	NAME	STATUS	CHECK DATE	AMOUNT	DISCOUNT	CHECK NO	CHECK STATUS	CHECK AMOUNT
001898	Integrated Construction & Nob							
I-Pay App 4	Integrated Construction & Nob	R	8/21/2015			019958		
350 6200.541200.00	Site improvements	Integrated Construct		41,226.09				
350 6200.541200.00	Site improvements	Integrated Construct		300,604.50				341,830.59
001912	Dunwoody Gridiron Club							
I-Souv Program 2015	Dunwoody Gridiron Club	R	8/21/2015			019959		
100 3200.523300.00	Advertising	Dunwoody Gridiron Cl		250.00				250.00
001915	Great Southern Publishers, Inc							
I-NS071415CD1	Great Southern Publishers, Inc	R	8/21/2015			019960		
100 7500.523300.00	Advertising	Great Southern Publi		4,995.00				4,995.00
001916	City of Sandy Springs							
I-PW2015	City of Sandy Springs	R	8/21/2015			019961		
350 4200.522200.00	Repairs & Maintenance	City of Sandy Spring		4,321.00				4,321.00
001918	NITV Federal Services							
I-5242	NITV Federal Services	R	8/21/2015			019962		
212 3200.531600.00	Small Equipment	NITV Federal Service		9,985.00				9,985.00
001919	Skyfire Consulting							
I-1015	Skyfire Consulting	R	8/21/2015			019963		
212 3200.531600.00	Small Equipment	Skyfire Consulting		7,996.00				7,996.00
1	Family Orthodontics							
I-2015 Occ Tax Ref	Family Orthodontics:	R	8/21/2015			019964		
100 0000.316100.00	Business & Occupation Tax	Family Orthodontics:		457.31				457.31
1	Peybrook Inc							
I-2015 Occ Tax..	Peybrook Inc:	R	8/21/2015			019965		
100 0000.316100.00	Business & Occupation Tax	Peybrook Inc:		12.44				12.44
1	FCN Medical Group, LLC							
I-2015 OccTax Ref	FCN Medical Group, LLC:	R	8/21/2015			019966		
100 0000.316100.00	Business & Occupation Tax	FCN Medical Group, L		146.00				146.00
1	MJ Housing Services							
I-2015 OccTax Refund	MJ Housing Services:	R	8/21/2015			019967		
100 0000.316100.00	Business & Occupation Tax	MJ Housing Services:		124.30				124.30
1	Cristina Young							
I-7/25/15 Refund	Cristina Young:	R	8/21/2015			019968		
100 0000.347900.00	Pavilion Rentals	Cristina Young:		1,450.00				1,450.00

VENDOR SET: 01 City of Dunwoody, GA
 BANK: 03 Suntrust Disbursement Acc
 DATE RANGE: 8/01/2015 THRU 8/31/2015

VENDOR I.D.	NAME	STATUS	CHECK DATE	AMOUNT	DISCOUNT	CHECK NO	CHECK STATUS	CHECK AMOUNT
1	Fred Wetzel							
I-8/8/15 Refund	Fred Wetzel:	R	8/21/2015			019969		
100 0000.347900.00	Pavilion Rentals	Fred Wetzel:		200.00				200.00
1	Atlanta Track Club							
I-Atlanta Track Club	Atlanta Track Club:	R	8/21/2015			019970		
100 0000.347900.00	Pavilion Rentals	Atlanta Track Club:		500.00				
100 0000.321900.01	Other Licenses and permits	Atlanta Track Club:		500.00				1,000.00
1	Rochelle Coleman							
I-CJIS Conference	Rochelle Coleman:	R	8/21/2015			019971		
100 2650.523500.00	Travel	Rochelle Coleman:		474.57				474.57
1	Cindy Flynn							
I-Dun Arts Fest Ref	Cindy Flynn:	R	8/21/2015			019972		
100 0000.127103.00	Special Event Sign Dep Payable	Cindy Flynn:		150.00				150.00
1	Michael Starling							
I-June-July 2015	Michael Starling:	R	8/21/2015			019973		
100 7500.531300.00	Food	Michael Starling:		196.42				
100 7500.523500.00	Travel	Michael Starling:		22.00				
100 7500.523600.00	Dues & Fees	Michael Starling:		110.00				328.42

* * T O T A L S * *	NO	INVOICE AMOUNT	DISCOUNTS	CHECK AMOUNT
REGULAR CHECKS:	136	1,112,303.09	4,275.05CR	1,108,028.04
HAND CHECKS:	0	0.00	0.00	0.00
DRAFTS:	22	705,675.16	0.00	705,675.16
EFT:	0	0.00	0.00	0.00
NON CHECKS:	0	0.00	0.00	0.00
VOID CHECKS:	0 VOID DEBITS	0.00		
	VOID CREDITS	0.00	0.00	0.00

TOTAL ERRORS: 0

** G/L ACCOUNT TOTALS **

G/L ACCOUNT	NAME	AMOUNT
100 0000.121110.00	PCard A/P Control	117,147.62
100 0000.121300.12	EE-Vision Payable	481.34
100 0000.121300.15	POAB Deduction Payable	680.00
100 0000.121300.16	Flex Spending Ded Payable	3,809.15
100 0000.121300.18	AFLAC Deductions Payable	1,819.08
100 0000.123310.00	Abated Rent	47,071.49

VENDOR SET: 01 City of Dunwoody, GA
 BANK: 03 Suntrust Disbursement Acc
 DATE RANGE: 8/01/2015 THRU 8/31/2015

** G/L ACCOUNT TOTALS **

G/L ACCOUNT	NAME	AMOUNT
100 0000.127103.00	Special Event Sign Dep Payable	150.00
100 0000.316100.00	Business & Occupation Tax	755.65
100 0000.321900.01	Other Licenses and permits	500.00
100 0000.323100.00	Bldg Structures & Equipment	1,548.75
100 0000.347900.00	Pavilion Rentals	2,750.00
100 0000.381100.00	Rental Commissions	370.92
100 1110.512100.00	Group Insurance	3,847.73
100 1110.523200.00	Communications	113.10
100 1320.512100.00	Group Insurance	2,558.44
100 1320.523200.00	Communications	145.14
100 1320.531400.00	Books & Periodicals	138.96
100 1330.512100.00	Group Insurance	1,074.54
100 1330.523200.00	Communications	117.54
100 1511.512100.00	Group Insurance	1,560.65
100 1511.521100.01	Official/Admin Svcs	122,766.58
100 1511.521300.00	Technical Services	50.00
100 1511.523200.00	Communications	97.59
100 1512.521200.00	Professional Services	1,694.07
100 1512.522200.00	Repairs & Maintenance	6,461.84
100 1512.523200.00	Communications	299.25
100 1512.523400.00	Printing & Binding	540.00
100 1516.521300.00	Technical Services	1,225.00
100 1516.523200.00	Communications	798.92
100 1517.523200.00	Communications	20.66
100 1530.521200.01	Prof Svcs-Legal	12,515.00
100 1530.521200.02	Prof Svcs-Litigation	3,553.82
100 1530.523200.00	Communications	36.12
100 1535.521100.01	Official/Admin Svcs	38,173.50
100 1535.522200.00	Repairs & Maintenance	3,184.90
100 1535.523200.00	Communications	256.92
100 1540.512900.00	Other Employment Benefits	2,695.42
100 1540.521300.00	Technical Services	434.50
100 1540.523200.00	Communications	13.98
100 1540.523600.00	Dues & Fees	260.00
100 1565.522200.00	Repairs & Maintenance	862.90
100 1565.522300.00	Rentals	733.00
100 1570.521100.01	Official/Admin Svcs	21,331.15
100 1570.521200.00	Professional Services	2,675.00
100 1570.523300.00	Advertising	350.00
100 1570.523400.00	Printing and Binding	3,387.78
100 2650.512100.00	Group Insurance	1,562.50
100 2650.521200.00	Prof Svcs	4,950.00
100 2650.521200.03	Prof Svcs-Court Solicitor	11,905.00
100 2650.521200.04	Prof Svcs-Public Defender	360.00
100 2650.521300.00	Technical Svcs	1,290.00
100 2650.522200.00	Repairs & Maintenance	13,655.29

VENDOR SET: 01 City of Dunwoody, GA
 BANK: 03 Suntrust Disbursement Acc
 DATE RANGE: 8/01/2015 THRU 8/31/2015

** G/L ACCOUNT TOTALS **

G/L ACCOUNT	NAME	AMOUNT
100 2650.523200.00	Communications	619.85
100 2650.523500.00	Travel	474.57
100 3200.512100.00	Group Insurance	67,221.78
100 3200.521200.00	Prof Svcs	1,466.00
100 3200.521300.00	Technical Svcs	8,910.35
100 3200.522200.00	Repairs & Maintenance	1,080.00
100 3200.522200.01	Repairs & Maintenance-Software	500.00
100 3200.522300.00	Rentals	1,125.20
100 3200.523100.01	Claims	5,852.00
100 3200.523200.00	Communications	5,957.36
100 3200.523300.00	Advertising	250.00
100 3200.523600.00	Dues & Fees	265.00
100 3200.531100.01	Supplies-Explorer Program	190.00
100 3200.531270.00	Gasoline	28,887.73
100 3200.531600.00	Small Equipment	5,310.00
100 4100.512100.00	Group Insurance	1,560.65
100 4100.521100.01	Official/Admin Svcs	18,750.00
100 4100.521200.00	Prof Svcs	300.00
100 4100.521200.10	Tree Fund Expenses	1,000.00
100 4100.522200.00	Repairs & Maintenance	1,610.00
100 4100.523200.00	Communications	180.09
100 4100.531230.00	Electricity	39,477.59
100 4200.521200.00	Prof Services	3,170.00
100 4200.522200.02	R&M - Street Maintenance	103,676.36
100 4200.522200.03	R&M - Traffic Signals	18,909.13
100 4200.522200.05	R&M - Right of Way Maint	1,666.66
100 4200.531100.00	Supplies	3,883.44
100 6200.521100.01	Official/Admin Svcs	16,900.00
100 6200.522200.06	R&M-Parks	59,051.68
100 6200.531100.00	Supplies	1,637.05
100 6200.531230.00	Utilities	11,007.68
100 7000.521100.01	Official/Admin Svcs	132,250.00
100 7000.521200.00	Prof Svcs	5,612.00
100 7000.521300.00	Technical Svcs	94.50
100 7000.522200.00	Repairs & Maintenance	2,295.07
100 7000.523200.00	Communications	436.36
100 7500.521200.00	Professional Services	2,500.00
100 7500.523200.00	Communications	0.69
100 7500.523300.00	Advertising	4,995.00
100 7500.523500.00	Travel	22.00
100 7500.523600.00	Dues & Fees	1,310.00
100 7500.531300.00	Food	196.42
	*** FUND TOTAL ***	1,005,383.00
212 3200.531600.00	Small Equipment	17,981.00
	*** FUND TOTAL ***	17,981.00

VENDOR SET: 01 City of Dunwoody, GA
 BANK: 03 Suntrust Disbursement Acc
 DATE RANGE: 8/01/2015 THRU 8/31/2015

** G/L ACCOUNT TOTALS **

G/L ACCOUNT	NAME	AMOUNT
215 3800.523200.00	Communications	6,156.30
215 3800.571000.00	Intergovernmental-E911	93,750.00
	*** FUND TOTAL ***	99,906.30
250 4006.541400.14	Bike Impl Plan-Infrastructure	7,596.65
	*** FUND TOTAL ***	7,596.65
350 3200.542000.00	Machinery & Equipment	23,910.00
350 4100.521200.00	Professional Service	334.80
350 4200.521200.00	Professional Services	9,347.50
350 4200.522200.00	Repairs & Maintenance	34,414.40
350 4200.541400.00	Infrastructure	152,814.74
350 6200.521200.00	Professional Services	6,926.20
350 6200.522200.00	Repairs & Maintenance	1,530.00
350 6200.541200.00	Site improvements	354,835.10
	*** FUND TOTAL ***	584,112.74
560 4320.521100.01	Official/Admin Svcs	8,333.17
560 4320.521200.09	Prof Svcs-Stormwater	7,834.70
560 4320.522200.00	Repairs & Maintenance	77,828.71
560 4320.522200.05	Rep & Maint-Riprap Program	522.63
560 4320.531100.00	Supplies	4,204.30
	*** FUND TOTAL ***	98,723.51

VENDOR SET: 01	BANK: 03	TOTALS:	NO	INVOICE AMOUNT	DISCOUNTS	CHECK AMOUNT
			158	1,817,978.25	4,275.05CR	1,813,703.20
BANK: 03		TOTALS:	158	1,817,978.25	4,275.05CR	1,813,703.20

VENDOR SET: 01 City of Dunwoody, GA
 BANK: 05 Suntrust Municipal Court
 DATE RANGE: 8/01/2015 THRU 8/31/2015

VENDOR I.D.	NAME	STATUS	CHECK DATE	AMOUNT	DISCOUNT	CHECK NO	CHECK STATUS	CHECK AMOUNT
000116	DeKalb County Finance Dept.							
I-May 2015	DeKalb County Finance Dept.	R	8/07/2015			203295		
745 0000.121800.00	Due to State Agencies	DeKalb County Financ		5,378.08				5,378.08
000118	Peace Officers'							
I-May 2015 (2)	Peace Officers'	R	8/07/2015			203296		
745 0000.121800.00	Due to State Agencies	Peace Officers'		5,860.94				5,860.94
000146	GSCCCA							
I-May 2015	GSCCCA	R	8/07/2015			203297		
745 0000.121800.00	Due to State Agencies	GSCCCA		24,312.67				24,312.67
000278	DeKalb State Court							
I-D00041397	DeKalb State Court	R	8/07/2015			203298		
745 0000.121500.01	Jail Bonds Payable	DeKalb State Court		350.00				350.00
000278	DeKalb State Court							
I-D00042582	DeKalb State Court	R	8/07/2015			203299		
745 0000.121500.01	Jail Bonds Payable	DeKalb State Court		350.00				350.00
000278	DeKalb State Court							
I-D00044975-76	DeKalb State Court	R	8/07/2015			203300		
745 0000.121500.01	Jail Bonds Payable	DeKalb State Court		1,550.00				1,550.00
001062	DeKalb Co Drug Abuse Treatment							
I-May 2015	DeKalb Co Drug Abuse Treatment	R	8/07/2015			203301		
745 0000.121800.00	Due to State Agencies	DeKalb Co Drug Abuse		917.03				917.03
1	MAEROFF, NORMAN							
I-000201507312915	MAEROFF, NORMAN:	R	8/07/2015			203303		
745 0000.121500.01	Jail Bonds Payable	Bond Refund:D0004379		150.00				150.00
1	LEINER, HAROLD A							
I-000201507312916	LEINER, HAROLD A:	R	8/07/2015			203304		
745 0000.121500.01	Jail Bonds Payable	Bond Refund:D0004395		51.00				
745 0000.121500.01	Jail Bonds Payable	Bond Refund:F43952		100.00				151.00
1	STRAW, CAROL A							
I-000201507312917	STRAW, CAROL A:	R	8/07/2015			203305		
745 0000.121500.01	Jail Bonds Payable	Bond Refund:D0004490		881.00				881.00
1	GREEN, STANLEY EARL							
I-000201507312918	GREEN, STANLEY EARL:	R	8/07/2015			203306		
745 0000.121500.01	Jail Bonds Payable	Bond Refund:D0002640		250.00				250.00

VENDOR SET: 01 City of Dunwoody, GA
 BANK: 05 Suntrust Municipal Court
 DATE RANGE: 8/01/2015 THRU 8/31/2015

VENDOR I.D.	NAME	STATUS	CHECK DATE	AMOUNT	DISCOUNT	CHECK NO	CHECK STATUS	CHECK AMOUNT
1	Alicia Conway							
I-D00037043-F37043	Alicia Conway:	R	8/07/2015			203307		
745 0000.121500.01	Jail Bonds Payable	Alicia Conway:		930.00				930.00
1	AGOMESSOU, ZINSOU A							
I-000201508142922	AGOMESSOU, ZINSOU A:	R	8/21/2015			203308		
745 0000.121500.01	Jail Bonds Payable	Bond Refund:D0004558		350.00				350.00
1	DHANANI, ZEE S							
I-000201508142923	DHANANI, ZEE S:	R	8/21/2015			203309		
745 0000.121500.01	Jail Bonds Payable	Bond Refund:D0004555		350.00				350.00
1	MOHAMMED, LUBABA A							
I-000201508142924	MOHAMMED, LUBABA A:	R	8/21/2015			203310		
745 0000.121500.01	Jail Bonds Payable	Bond Refund:D0004581		930.00				930.00
1	LOVELL, DANNY JAMES							
I-000201508142925	LOVELL, DANNY JAMES:	R	8/21/2015			203311		
745 0000.121500.01	Jail Bonds Payable	Bond Refund:D0004077		178.00				
745 0000.121500.01	Jail Bonds Payable	Bond Refund:D0004077		950.00				1,128.00
1	QUACH, DAN							
I-000201508142926	QUACH, DAN:	R	8/21/2015			203312		
745 0000.121500.01	Jail Bonds Payable	Bond Refund:D0004277		350.00				350.00
1	DAVENPORT, DARVELL MARVEON							
I-000201508142927	DAVENPORT, DARVELL MARVEON:	R	8/21/2015			203313		
745 0000.121500.01	Jail Bonds Payable	Bond Refund:D0004277		350.00				350.00
1	THOMAS, ARNAZ DEMARCO							
I-000201508142928	THOMAS, ARNAZ DEMARCO:	R	8/21/2015			203314		
745 0000.121500.01	Jail Bonds Payable	Bond Refund:D0004319		150.00				
745 0000.121500.01	Jail Bonds Payable	Bond Refund:D0004319		650.00				800.00
1	CARVER, LAURA KELLY							
I-000201508142929	CARVER, LAURA KELLY:	R	8/21/2015			203315		
745 0000.121500.01	Jail Bonds Payable	Bond Refund:D0004351		50.00				50.00
1	MAMANI, RICARDO							
I-000201508142930	MAMANI, RICARDO:	R	8/21/2015			203316		
745 0000.121500.01	Jail Bonds Payable	Bond Refund:D0004364		730.00				730.00
1	NGUYEN, MY HANG THI							
I-000201508142931	NGUYEN, MY HANG THI:	R	8/21/2015			203317		
745 0000.121500.01	Jail Bonds Payable	Bond Refund:D0004445		350.00				350.00

VENDOR SET: 01 City of Dunwoody, GA
 BANK: 05 Suntrust Municipal Court
 DATE RANGE: 8/01/2015 THRU 8/31/2015

VENDOR I.D.	NAME	STATUS	CHECK DATE	AMOUNT	DISCOUNT	CHECK NO	CHECK STATUS	CHECK AMOUNT
1	DIMOCK, JEFFREY SCOTT							
I-000201508142932	DIMOCK, JEFFREY SCOTT:	R	8/21/2015			203318		
745 0000.121500.01	Jail Bonds Payable	Bond Refund:D0004485		400.00				400.00
1	SALAS, BELIBY							
I-000201508142933	SALAS, BELIBY:	R	8/21/2015			203319		
745 0000.121500.01	Jail Bonds Payable	Bond Refund:D0004557		350.00				350.00
1	WENDLING, JOSHUA M							
I-000201508142934	WENDLING, JOSHUA M:	R	8/21/2015			203320		
745 0000.121500.01	Jail Bonds Payable	Bond Refund:D0004561		730.00				730.00
1	QUINONEZ, SERGIO V							
I-000201508142935	QUINONEZ, SERGIO V:	R	8/21/2015			203321		
745 0000.121500.01	Jail Bonds Payable	Bond Refund:D0004575		730.00				730.00
1	DIMAS VENEGAS, JUANA							
I-000201508142936	DIMAS VENEGAS, JUANA:	R	8/21/2015			203322		
745 0000.121500.01	Jail Bonds Payable	Bond Refund:D0004575		730.00				730.00
1	MEJIA, ANDRE EDGARDO							
I-000201508142937	MEJIA, ANDRE EDGARDO:	R	8/21/2015			203323		
745 0000.121500.01	Jail Bonds Payable	Bond Refund:D0004575		730.00				730.00
1	HARDNETT, ALICE ARCINER							
I-000201508142938	HARDNETT, ALICE ARCINER:	R	8/21/2015			203324		
745 0000.121500.01	Jail Bonds Payable	Bond Refund:D0004598		350.00				350.00

* * T O T A L S * *	NO	INVOICE AMOUNT	DISCOUNTS	CHECK AMOUNT
REGULAR CHECKS:	29	50,488.72	0.00	50,488.72
HAND CHECKS:	0	0.00	0.00	0.00
DRAFTS:	0	0.00	0.00	0.00
EFT:	0	0.00	0.00	0.00
NON CHECKS:	0	0.00	0.00	0.00
VOID CHECKS:	0 VOID DEBITS	0.00		
	VOID CREDITS	0.00	0.00	0.00

TOTAL ERRORS: 0

VENDOR SET: 01 City of Dunwoody, GA
BANK: 05 Suntrust Municipal Court
DATE RANGE: 8/01/2015 THRU 8/31/2015

** G/L ACCOUNT TOTALS **

G/L ACCOUNT	NAME	AMOUNT
745 0000.121500.01	Jail Bonds Payable	14,020.00
745 0000.121800.00	Due to State Agencies	36,468.72
*** FUND TOTAL ***		50,488.72

VENDOR SET: 01	BANK: 05	TOTALS:	NO	INVOICE AMOUNT	DISCOUNTS	CHECK AMOUNT
			29	50,488.72	0.00	50,488.72
BANK: 05		TOTALS:	29	50,488.72	0.00	50,488.72

VENDOR SET: 01 City of Dunwoody, GA
 BANK: 06 PNC Municipal Court Cash
 DATE RANGE: 8/01/2015 THRU 8/31/2015

VENDOR I.D.	NAME	STATUS	CHECK DATE	AMOUNT	DISCOUNT	CHECK NO	CHECK STATUS	CHECK AMOUNT
001168	City of Dunwoody							
I-July 2015	City of Dunwoody	R	8/07/2015			000028		
745 0000.121900.01	Due to Other Funds-100 (SYS)	City of Dunwoody		15,626.75				15,626.75

* * T O T A L S * *	NO	INVOICE AMOUNT	DISCOUNTS	CHECK AMOUNT
REGULAR CHECKS:	1	15,626.75	0.00	15,626.75
HAND CHECKS:	0	0.00	0.00	0.00
DRAFTS:	0	0.00	0.00	0.00
EFT:	0	0.00	0.00	0.00
NON CHECKS:	0	0.00	0.00	0.00
VOID CHECKS:	0	VOID DEBITS 0.00		
		VOID CREDITS 0.00	0.00	0.00

TOTAL ERRORS: 0

** G/L ACCOUNT TOTALS **

G/L ACCOUNT	NAME	AMOUNT
745 0000.121900.01	Due to Other Funds-100 (SYS)	15,626.75
	*** FUND TOTAL ***	15,626.75

VENDOR SET: 01	BANK: 06	TOTALS:	NO	INVOICE AMOUNT	DISCOUNTS	CHECK AMOUNT
			1	15,626.75	0.00	15,626.75
BANK: 06	TOTALS:		1	15,626.75	0.00	15,626.75
REPORT TOTALS:			192	1,908,987.68	4,275.05CR	1,905,992.63

SELECTION CRITERIA

VENDOR SET: 01-City of Dunwoody
VENDOR: ALL
BANK CODES: All
FUNDS: All

CHECK SELECTION

CHECK RANGE: 000000 THRU 999999
DATE RANGE: 8/01/2015 THRU 8/31/2015
CHECK AMOUNT RANGE: 0.00 THRU 999,999,999.99
INCLUDE ALL VOIDS: YES

PRINT OPTIONS

SEQUENCE: CHECK NUMBER

PRINT TRANSACTIONS: YES
PRINT G/L: YES
UNPOSTED ONLY: NO
EXCLUDE UNPOSTED: YES
MANUAL ONLY: NO
STUB COMMENTS: NO
REPORT FOOTER: NO
CHECK STATUS: NO
PRINT STATUS: * - All
