

MEMORANDUM

To: Mayor and City Council
From: Chris Pike, Finance Director
Date: November 26, 2014
Subject: **YTD Financial Report for October 31, 2014**

Following are the financial highlights through October 31, 2014. Our YTD numbers continue to trend strong for the City with most revenues at or above expectations. HOST, building permits, E911 revenue and hotel/motel taxes are pacing to end the year well above budgeted levels. Business Tangible Property Taxes are also up. This line is property taxes for businesses' capital equipment and inventory. Year-to-date E911 revenues have reached the annual budgeted amount creating a budget surplus in budgeted general fund transfers to E911. Court revenues are at 99% of YTD budget due in part to the cancellation of court dates in the first quarter of the year when the City experienced multiple storms. At the end of first quarter court revenues were at 95% so there has been some recovery.

Expenses are as expected. All departments with the exception of Community Development show overall positive variances. The budget overage in Community Development is due entirely to the increased building permit revenues. A budget amendment to capture variances such as this will come at a later date. Strategic management of resources in Police has resulted in savings in the overtime line item. A payout for overtime to cover training will take place in November, but the line will still be at surplus after that payment. Public Works continues to progress with increased spending during the warmer months. The budget surplus in that department is about 5%.

As Finance Director, I have reviewed this report. I am not aware of any material untrue statements or material omission; nor do I consider anything misleading. The financial statements and related information fairly present the financial condition and the results in all material respects. Management is responsible for internal controls and periodically evaluates these internal controls. No deficiencies in internal controls were discovered.

Michael G. Davis Mayor

Denis Shortal City Council Post 1

Jim Riticher City Council Post 2

Doug R. Thompson City Council Post 3

Terry Nall City Council Post 4

Lynn Deutsch City Council Post 5

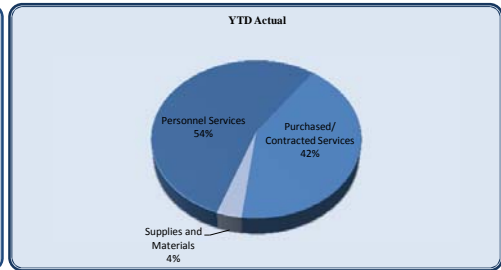
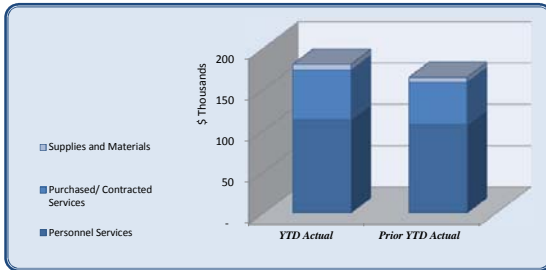
John Heneghan City Council Post 6

City of Dunwoody
YTD Statement of Revenues and
Expenses Through October 31, 2014

Revenues	Total Annual	YTD Budget	YTD Actual	Variance (\$ '000)	(% of YTD Budget)	Prior YTD Actual	Flux (Diff from Prior Year)
	Budget						
Real Property Tax	4,900,000	3,390,000	3,447,939	58	102%	3,086,475	361,464
Personal Property Tax	360,000	250,000	344,139	94	138%	263,618	80,520
Motor Vehicle	630,000	525,000	516,606	(8)	98%	473,268	(43,339)
Intangibles (Reg & Recording)	60,000	50,000	78,129	28	156%	51,693	26,436
Franchise Fees	3,250,000	710,000	772,236	62	109%	745,558	26,678
Homestead Option Sales Tax	-	-	-	-	-	2,677,110	(2,677,110)
Hotel/Motel Tax	1,260,000	1,050,000	1,260,271	210	120%	1,049,384	210,887
Alcoholic Beverage Excise Tax	560,000	466,667	532,420	66	114%	514,972	17,448
MVR Excise Tax	98,000	81,667	95,515	14	117%	88,160	7,355
Excise Tax on Energy	-	-	32,786	33	-	-	32,786
Business & Occupation Tax	2,600,000	2,560,000	2,570,531	11	100%	2,516,778	53,754
Insurance Premium Tax	2,350,000	2,350,000	2,495,238	145	106%	2,386,636	108,603
Financial Institutions Tax	105,000	105,000	113,441	8	108%	109,743	3,698
Penalties & int on delinq tax	5,000	4,167	8,277	4	199%	6,737	1,540
Pen & Int on delinq taxes-Business	20,000	16,667	11,934	(5)	72%	9,950	1,984
Taxes	16,198,000	11,559,167	12,279,463	720	106%	13,980,081	(1,700,619)
Alcoholic Beverage Licenses	360,000	-	112,068	112	-	107,720	4,348
Other Licenses and Permits	-	-	3,015	3	-	2,755	260
Planning & Zoning Fees	15,000	12,500	24,570	12	197%	36,035	(11,465)
Bldg Structures & Equipment	500,000	416,667	983,249	567	236%	982,154	1,095
Soil Erosion	-	-	20,412	20	-	22,533	(2,121)
Plan Review-Fire	-	-	52,650	53	-	-	52,650
Licenses & Permits	875,000	429,167	1,195,963	767	279%	1,151,197	44,767
Local Government Grants	-	-	3,000	3	-	-	3,000
Intergovernmental Revenues	-	-	3,000	3	-	-	3,000
Election Qualifying Fees	-	-	-	-	-	2,880	(2,880)
Sale of maps and publications	-	-	311	0	-	606	(295)
Special Police Services	10,000	8,330	14,470	6	174%	15,390	(920)
Fingerprinting Fee	5,000	4,170	7,844	4	188%	5,507	2,338
Public Safety-Other	36,000	30,000	89,695	60	299%	36,184	53,511
Special Assessments	20,000	10,000	13,594	4	136%	14,255	(660)
Streetlight Fees	327,000	203,500	198,949	(5)	98%	205,615	(6,666)
Recreation Program Fees	-	-	249	0	-	1,458	(1,210)
Pavilion Rentals	10,000	8,333	13,375	5	161%	11,975	1,400
NSF Fees	-	-	90	0	-	294	(204)
Other Charges for Services	408,000	264,333	338,577	74	128%	294,163	44,414
Municipal Court Fines & Forfeitures	1,500,000	1,250,000	1,240,588	(9)	99%	1,161,780	78,808
Cash Confiscation	10,000	-	-	-	-	-	-
Fines & Forfeitures	1,510,000	1,250,000	1,240,588	(9)	99%	1,161,780	78,808
Interest Revenue	10,000	4,170	4,911	1	118%	9,268	(4,357)
Investment Income	10,000	4,170	4,911	1	118%	9,268	(4,357)
Contr & Don From Priv Sources	34,000	34,000	45,851	12	135%	-	45,851
Explorer Donations	16,000	15,168	8,775	(6)	58%	3,325	5,450
Donations	-	-	-	-	-	7,500	(7,500)
Contributions & Donations from Private Sources	50,000	49,168	54,626	5	111%	10,825	43,801
Rents & Royalties	198,000	158,567	195,620	37	123%	(6,844)	(202,465)
Reimb for damaged property	-	-	35,333	35	-	37,091	(1,758)
Other Charges For Services	15,000	12,500	327	(12)	3%	3,401	(3,074)
Miscellaneous Revenue	-	-	750	1	-	-	750
Miscellaneous Revenue	213,000	171,067	232,030	61	136%	33,648	198,382
Proceeds from sale of property	1,150,000	650,000	650,000	-	100%	295,009	354,991
Other Financing Sources	1,150,000	650,000	650,000	-	100%	295,009	354,991
Use of Prior Year Reserves	1,688,301	1,038,676	1,038,676	0	100%	-	1,038,676
Total Revenues	22,102,301	15,415,747	17,037,834	1,622	111%	16,935,971	101,863

City of Dunwoody
YTD Statement of Revenues and
Expenses Through October 31, 2014

City Council	Total Annual	YTD Budget	YTD Actual	Variance	Prior YTD Actual	Flux
	Budget			(% of YTD Budget)		
				(\$ '000)		
Personnel Services	135,694	113,078	113,235	(0)	100%	(6,544)
Purchased/ Contracted Services	76,650	70,779	59,838	11	85%	(8,111)
Supplies and Materials	13,200	11,459	7,026	4	61%	(1,099)
Total City Council	225,544	195,316	180,098	15	92%	(15,754)



City Council	Total Annual	YTD Budget	YTD Actual	Variance	Prior YTD Actual	Flux
	Budget			(% of YTD Budget)		
				(\$ '000)		
Regular Salaries	88,000	73,333	73,399	(0)	100%	(66)
Employee Benefits	-	-	-	-	-	-
Group Insurance	40,962	34,135	34,618	(0)	101%	(6,476)
Social Security	5,456	4,547	4,229	0	93%	(2)
Medicare	1,276	1,063	989	0	93%	(0)
Unemployment Insurance	-	-	-	-	-	-
Workers' Compensation	-	-	-	-	-	-
Other Employee Benefits	-	-	-	-	-	-
Personnel Services	135,694	113,078	113,235	(0)	100%	(6,544)
Professional Services	3,000	2,650	1,868	1	70%	(633)
Technical Services	1,000	833	3,000	(2)	360%	(2,990)
Property/Liability Insurance	40,000	40,000	42,923	(3)	107%	(10,182)
Communications	6,500	5,417	1,389	4	26%	(340)
Printing & Binding	4,800	4,000	-	4	0%	462
Travel	10,300	8,583	4,760	4	55%	1,630
Dues & Fees	4,000	3,333	2,593	1	78%	(438)
Education & Training	7,050	5,963	3,305	3	55%	4,380
Purchased/ Contracted Services	76,650	70,779	59,838	11	85%	(8,111)
Supplies	4,000	3,615	3,251	0	90%	(1,499)
Food	4,500	3,800	1,951	2	51%	849
Books & Periodicals	700	583	220	0	38%	274
Small Equipment	4,000	3,460	1,604	2	46%	(724)
Supplies and Materials	13,200	11,459	7,026	4	61%	(1,099)
Total City Council	225,544	195,316	180,098	15	92%	(15,754)

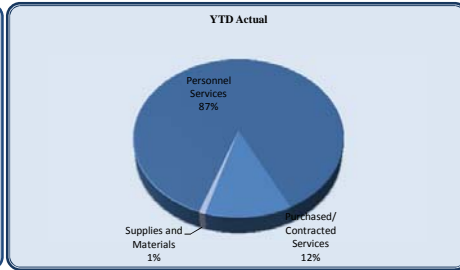
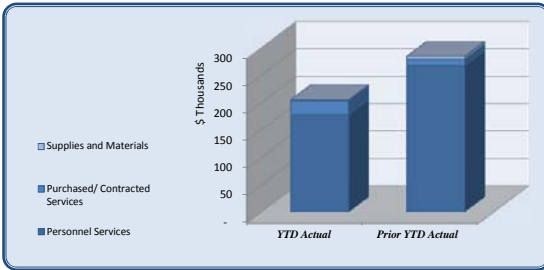
City of Dunwoody
YTD Statement of Revenues and
Expenses Through October 31, 2014

<i>City Council</i>	Davis	Shortal	Nall	Riticher	Deutsch	Thompson	Heneghan	Unallocated	Total
Regular Salaries	13,333	10,000	10,000	10,000	10,000	10,000	10,000	66	73,399
Group Insurance	4,846		14,591			15,181			34,618
Social Security	823	620	519	620	581	442	620	4	4,229
Medicare	193	145	121	145	136	103	145	1	989
Personnel Services	19,195	10,765	25,231	10,765	10,717	25,726	10,765	71	113,235
Professional Services								1,868	1,868
Technical Services								3,000	3,000
Property/Liability Insurance								42,923	42,923
Communications	380						995	13	1,389
Travel	1,316		771		868	1,024	10	771	4,760
Dues & Fees	293	110	2,190						2,593
Education & Training	925		550	730	550	550			3,305
Purchased/ Contracted Services	2,914	110	3,511	730	1,418	1,574	1,005	48,575	59,838
Supplies	537		442	115	115	67	268	1,706	3,251
Food	410							1,541	1,951
Books & Periodicals	220								220
Small Equipment	1,604								1,604
Supplies and Materials	2,770	-	442	115	115	67	268	3,247	7,025
Total City Council	24,880	10,875	29,184	11,610	12,250	27,367	12,038	51,893	180,098

Section 2.07 of the Dunwoody Code of Ordinances states, "The mayor shall be provided an annual expense allowance of \$5,000.00 and each councilmember shall be provided an annual expense allowance of \$3,000.00 for the reimbursement of expenses actually and necessarily incurred by the mayor and councilmembers in carrying out their duties as elected officials of the city."

City of Dunwoody
YTD Statement of Revenues and
Expenses Through October 31, 2014

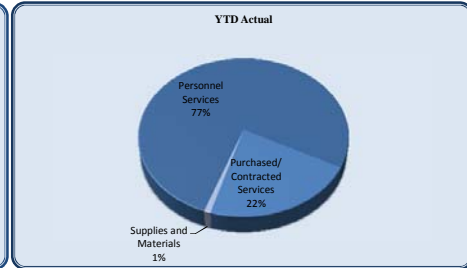
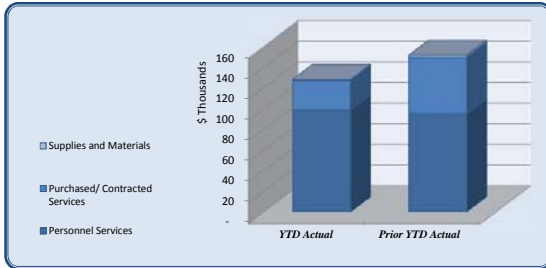
City Manager	Total Annual Budget	YTD Budget	YTD Actual	Variance (\$ '000)	(% of YTD Budget)	Prior YTD Actual	Flux (Diff from Prior Year)
Personnel Services	327,766	271,968	177,833	94	65%	266,995	89,162
Purchased/ Contracted Services	31,685	26,521	24,864	2	94%	11,520	(13,344)
Supplies and Materials	4,457	3,834	1,793	2	47%	5,457	3,664
Total City Manager	363,908	302,322	204,490	98	68%	283,972	79,482



City Manager	Total Annual Budget	YTD Budget	YTD Actual	Variance (\$ '000)	(% of YTD Budget)	Prior YTD Actual	Flux (Diff from Prior Year)
Regular Salaries	253,758	210,244	145,177	65	69%	201,220	56,043
Group Insurance	28,919	24,099	12,355	12	51%	29,537	17,182
Medicare	3,680	3,067	1,844	1	60%	2,960	1,116
Retirement	41,109	34,258	18,200	16	53%	33,278	15,078
Workers' Compensation	300	300	258	0	86%	-	(258)
Personnel Services	327,766	271,968	177,833	94	65%	266,995	89,162
Professional Services	13,000	10,833	13,759	(3)	127%	243	(13,516)
Communications	3,110	2,592	1,847	1	71%	1,761	(86)
Printing & Binding	1,000	950	788	0	83%	237	(551)
Travel	5,900	4,917	3,003	2	61%	4,539	1,536
Dues & Fees	2,875	2,396	1,469	1	61%	1,850	381
Education & Training	5,800	4,833	3,998	1	83%	2,890	(1,108)
Purchased/ Contracted Services	31,685	26,521	24,864	2	94%	11,520	(13,344)
Supplies	2,062	1,721	649	1	38%	2,075	1,427
Food	1,500	1,280	477	1	37%	988	510
Books & Periodicals	320	298	353	(0)	119%	159	(194)
Small Equipment	575	536	314	0	59%	2,235	1,921
Supplies and Materials	4,457	3,834	1,793	2	47%	5,457	3,664
Total City Manager	363,908	302,322	204,490	98	68%	283,972	79,482

City of Dunwoody
YTD Statement of Revenues and
Expenses Through October 31, 2014

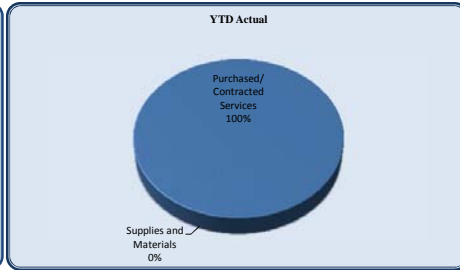
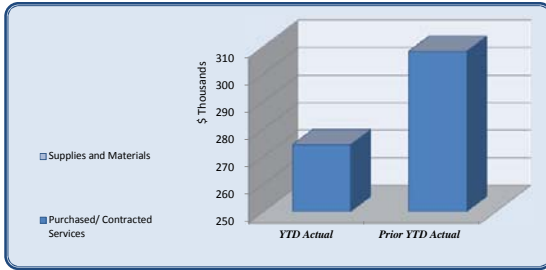
City Clerk	Total Annual Budget	YTD Budget	YTD Actual	Variance (\$ '000)	(% of YTD Budget)	Prior YTD Actual	Flux (Diff from Prior Year)
Personnel Services	121,631	100,695	98,950	2	98%	95,039	(3,911)
Purchased/ Contracted Services	44,430	40,608	28,292	12	70%	54,769	26,477
Supplies and Materials	4,681	3,901	1,183	3	30%	2,078	895
Transfers Out	-	-	-	-	-	29,304	29,304
Total City Clerk	170,742	145,204	128,425	17	88%	181,191	52,765



City Clerk	Total Annual Budget	YTD Budget	YTD Actual	Variance (\$ '000)	(% of YTD Budget)	Prior YTD Actual	Flux (Diff from Prior Year)
Salaries	90,896	75,058	74,657	0	99%	71,786	(2,871)
Group Insurance	14,894	12,412	11,209	1	90%	10,362	(847)
Medicare	1,289	1,074	1,065	0	99%	1,071	6
Retirement	14,402	12,002	11,841	0	99%	11,821	(20)
Workers' Compensation	150	150	179	(0)	119%	-	(179)
Personnel Services	121,631	100,695	98,950	2	98%	95,039	(3,911)
Professional Services	8,000	6,667	2,283	4	34%	2,546	263
Technical Services	2,750	2,292	400	2	17%	29,103	28,703
Repairs and Maintenance	22,700	22,110	20,556	2	93%	16,793	(3,763)
Communications	1,980	1,650	1,092	1	66%	1,410	318
Advertising	1,000	833	-	1	0%	650	650
Printing & Binding	500	417	-	0	0%	273	273
Travel	3,750	3,515	3,003	1	85%	1,987	(1,016)
Dues & Fees	265	221	358	(0)	162%	185	(173)
Education & Training	3,485	2,904	600	2	21%	1,823	1,223
Purchased/ Contracted Services	44,430	40,608	28,292	12	70%	54,769	26,477
Supplies	1,881	1,568	763	1	49%	1,241	478
Food	400	333	142	0	43%	52	(90)
Books & Periodicals	400	333	278	0	83%	-	(278)
Small Equipment	2,000	1,667	-	2	0%	785	785
Supplies and Materials	4,681	3,901	1,183	3	30%	2,078	895
Transfers to Debt Service Fund	-	-	-	-	-	29,304	29,304
Transfers Out	-	-	-	-	-	29,304	29,304
Total City Clerk	170,742	145,204	128,425	17	88%	181,191	52,765

City of Dunwoody
YTD Statement of Revenues and
Expenses Through October 31, 2014

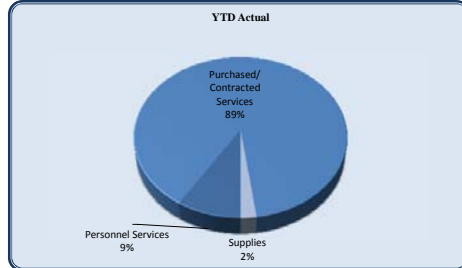
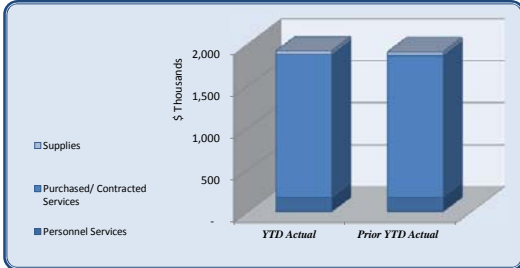
Legal	Total Annual Budget	YTD Budget	YTD Actual	Variance (\$ '000)	(% of YTD Budget)	Prior YTD Actual	Flux (Diff from Prior Year)
	Purchased/ Contracted Services	384,950	330,775	274,249	57	83%	308,091
Supplies and Materials	50	42	17	0	41%	38	21
Total Legal	385,000	330,817	274,266	57	83%	308,129	33,863



Legal	Total Annual Budget	YTD Budget	YTD Actual	Variance (\$ '000)	(% of YTD Budget)	Prior YTD Actual	Flux (Diff from Prior Year)
	Professional Services	384,900	330,733	274,227	57	83%	307,929
Printing & Binding	-	-	-	-	-	(266)	(266)
Travel	50	42	13	0	31%	13	-
Purchased/ Contracted Services	384,950	330,775	274,249	57	83%	308,091	33,842
Food	50	42	17	0	41%	-	(17)
Supplies and Materials	50	42	17	0	41%	38	21
Total Legal	385,000	330,817	274,266	57	83%	308,129	33,863

City of Dunwoody
YTD Statement of Revenues and
Expenses Through October 31, 2014

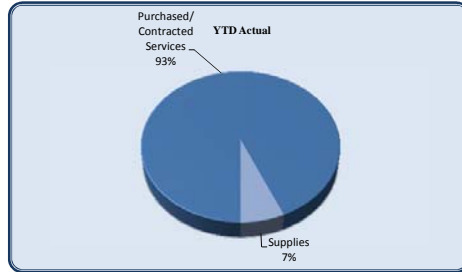
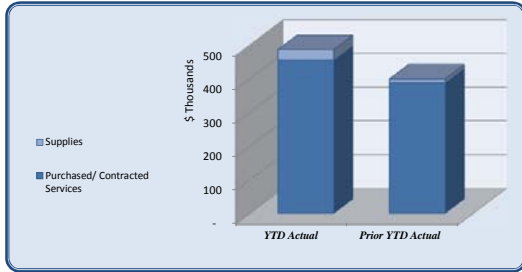
<i>Finance and Administration</i>							
	Total Annual Budget	YTD Budget	YTD Actual	Variance (\$ '000)	(% of YTD Budget)	Prior YTD Actual	Flux (Diff from Prior Year)
Personnel Services	225,203	187,097	171,695	15	92%	174,702	3,007
Purchased/ Contracted Services	2,203,650	1,863,226	1,703,132	160	91%	1,687,711	(15,421)
Supplies	79,371	66,507	42,011	24	63%	41,971	(40)
Transfers Out	281,500	211,125	211,125	-	100%	460,000	248,875
Total Finance and Administration	2,789,724	2,327,954	2,127,964	200	91%	2,364,384	236,421



<i>Finance and Administration</i>							
	Total Annual Budget	YTD Budget	YTD Actual	Variance (\$ '000)	(% of YTD Budget)	Prior YTD Actual	Flux (Diff from Prior Year)
Regular Salaries	135,649	112,394	112,197	0	100%	107,806	(4,391)
Group Insurance	22,461	18,775	16,200	3	86%	14,950	(1,250)
Medicare	1,967	1,638	1,532	0	94%	1,539	7
Retirement	21,976	18,305	17,495	1	96%	17,581	86
Workers' Compensation	150	150	179	(0)	119%	-	(179)
Other Employee Benefits	43,000	35,833	24,093	12	67%	32,825	8,733
Personnel Services	225,203	187,097	171,695	15	92%	174,702	3,007
Official/Admin Services	1,249,997	1,041,664	1,041,664	(0)	100%	1,041,664	-
Professional Services	99,636	83,030	52,648	30	63%	44,248	(8,401)
Technical Services	37,500	35,800	38,155	(2)	107%	29,932	(8,223)
Repairs & Maintenance	82,313	71,796	64,786	7	90%	49,932	(14,854)
Rentals	523,419	436,183	350,986	85	80%	350,679	(307)
Insurance	55,000	55,000	40,005	15	73%	52,436	12,431
Communications	8,200	6,833	5,918	1	87%	6,088	170
Advertising	2,500	2,083	1,219	1	59%	830	(389)
Printing & Binding	8,400	7,000	6,364	1	91%	5,622	(742)
Travel	5,500	4,583	4,719	(0)	103%	3,515	(1,203)
Dues & Fees	63,920	63,199	63,644	(0)	101%	73,911	10,266
Education & Training	38,465	32,054	8,967	23	28%	6,076	(2,892)
Other Charges	28,800	24,000	24,056	(0)	100%	22,779	(1,277)
Purchased/ Contracted Services	2,203,650	1,863,226	1,703,132	160	91%	1,687,711	(15,421)
Supplies	15,681	13,068	9,693	3	74%	8,734	(959)
Electricity	25,000	20,833	18,581	2	89%	18,423	(158)
Diesel	10,000	8,333	-	8	0%	-	-
Food	22,290	18,575	9,593	9	52%	5,097	(4,496)
Books & Periodicals	1,500	1,250	314	1	25%	708	394
Small Equipment	4,900	4,448	3,830	1	86%	9,009	-
Supplies	79,371	66,507	42,011	24	63%	41,971	(40)
Transfers to Debt Service Fund	-	-	-	-	-	160,000	160,000
Transfers to Capital	281,500	211,125	211,125	-	100%	-	88,875
Transfers Out	281,500	211,125	211,125	-	100%	460,000	248,875
Total Finance and Administration	2,789,724	2,327,954	2,127,964	200	91%	2,364,384	236,421

City of Dunwoody
YTD Statement of Revenues and
Expenses Through October 31, 2014

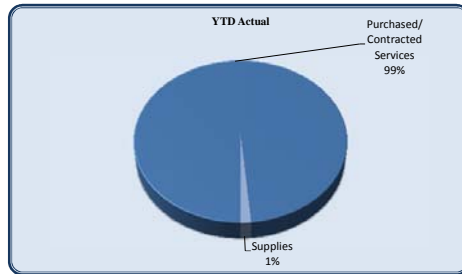
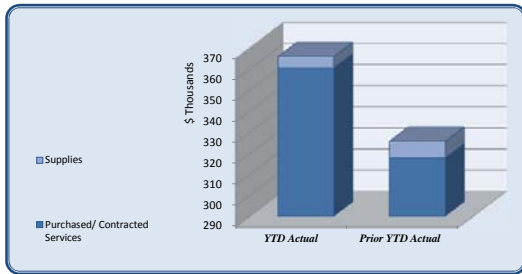
Information Technology	Total Annual Budget	YTD Budget	YTD Actual	Variance (\$ '000)	(% of YTD Budget)	Prior YTD Actual	Flux (Diff from Prior Year)
Purchased/ Contracted Services	516,934	454,603	454,440	0	100%	386,967	(67,473)
Supplies	33,360	32,353	31,639	1	98%	12,098	(19,540)
Transfers Out	179,375	134,561	134,561	-	100%	218,000	83,439
Total Information Technology	729,669	621,516	620,640	1	100%	617,066	(3,574)



Information Technology	Total Annual Budget	YTD Budget	YTD Actual	Variance (\$ '000)	(% of YTD Budget)	Prior YTD Actual	Flux (Diff from Prior Year)
Official/Admin Svcs	309,662	258,052	258,051	0	100%	245,179	(12,872)
Professional Services	-	-	40	(0)		279	239
Technical Services	13,000	12,507	12,609	(0)	101%	707	(11,902)
Repairs & Maintenance	159,033	152,591	157,089	(4)	103%	101,127	(55,963)
Communications	31,739	28,537	26,650	2	93%	39,675	13,025
Printing & Binding	500	417	-	0	0%	-	-
Education & Training	3,000	2,500	-	3	0%	-	-
Purchased/ Contracted Services	516,934	454,603	454,440	0	100%	386,967	(67,473)
Supplies	650	650	793	(0)	122%	1,071	277
Small Equipment	32,710	31,703	30,845	1	97%	11,028	-
Supplies	33,360	32,353	31,639	1	98%	12,098	(19,540)
Transfers to Debt Service Fund	-	-	-	-		218,000	218,000
Transfers to Capital	179,375	134,561	134,561	-	100%	-	(134,561)
Transfers Out	179,375	134,561	134,561	-	100%	218,000	83,439
Total Information Technology	729,669	621,516	620,640	1	100%	617,066	(3,574)

City of Dunwoody
YTD Statement of Revenues and
Expenses Through October 31, 2014

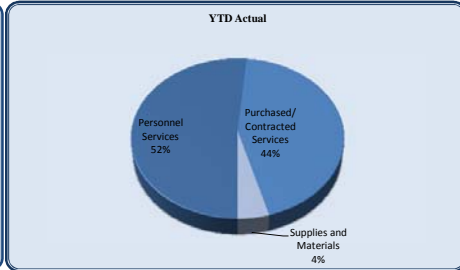
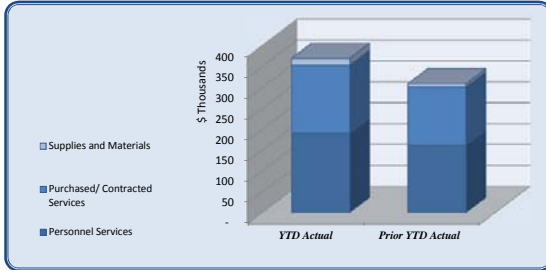
Marketing	Total Annual	YTD Budget	YTD Actual	Variance	Prior YTD Actual	Flux	
	Budget			(% of YTD Budget)			(Diff from Prior Year)
				(\$ '000)			
Purchased/ Contracted Services	438,023	372,858	360,480	12	97%	317,746	(42,734)
Supplies	16,909	14,091	5,291	9	38%	7,827	2,536
Total Marketing	454,932	386,949	365,772	21	95%	325,574	(40,198)



Marketing	Total Annual	YTD Budget	YTD Actual	Variance	Prior YTD Actual	Flux	
	Budget			(% of YTD Budget)			(Diff from Prior Year)
				(\$ '000)			
Official/Admin Services	298,983	249,153	249,153	-	100%	241,904	(7,249)
Professional Services	40,040	37,485	37,403	0	100%	36,747	(656)
Technical Services	15,000	12,500	11,096	1	89%	3,600	(7,496)
Communications	4,375	3,646	167	3	5%	198	30
Advertising	55,000	47,917	45,449	2	95%	28,551	(16,898)
Printing & Binding	20,000	17,533	12,588	5	72%	6,682	(5,905)
Dues & Fees	4,625	4,625	4,625	0	100%	-	(4,625)
Purchased/ Contracted Services	438,023	372,858	360,480	12	97%	317,746	(42,734)
Supplies	7,000	5,833	3,717	2	64%	5,197	1,480
Food	5,000	4,167	785	3	19%	1,684	899
Books & Periodicals	800	667	-	1	0%	-	-
Small Equipment	4,109	3,424	789	3	23%	946	-
Supplies	16,909	14,091	5,291	9	38%	7,827	2,536
Total Marketing	454,932	386,949	365,772	21	95%	325,574	(40,198)

City of Dunwoody
YTD Statement of Revenues and
Expenses Through October 31, 2014

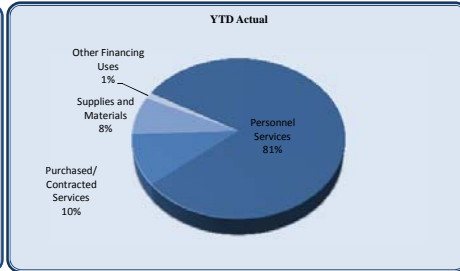
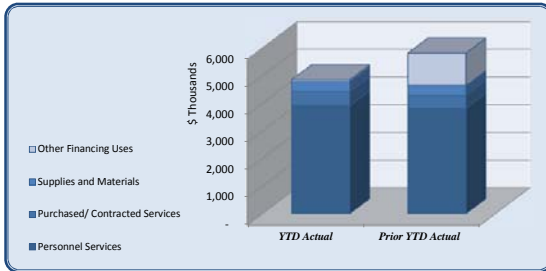
Municipal Court	Total Annual Budget	YTD Budget	YTD Actual	Variance	(% of YTD Budget)	Prior YTD Actual	Flux
				(\$ '000)			(Diff from Prior Year)
Personnel Services	274,441	230,259	190,160	40	83%	161,940	(28,220)
Purchased/ Contracted Services	236,850	198,688	163,011	36	82%	139,130	(23,881)
Supplies and Materials	19,462	17,983	16,095	2	89%	7,281	(8,814)
Other Financing Uses	-	-	(5)	0		45,000	45,005
Total Municipal Court	530,753	446,930	369,260	78	83%	353,350	(15,910)



Municipal Court	Total Annual Budget	YTD Budget	YTD Actual	Variance	(% of YTD Budget)	Prior YTD Actual	Flux
				(\$ '000)			(Diff from Prior Year)
Regular Salaries	186,194	155,162	134,989	20	87%	115,234	(19,755)
Overtime Salaries	17,000	15,625	5,865	10	38%	4,755	(1,111)
Group Insurance	37,891	31,576	25,528	6	81%	21,087	(4,442)
Medicare	2,691	2,243	1,979	0	88%	1,732	(247)
Retirement	30,065	25,054	21,261	4	85%	19,132	(2,129)
Workers' Compensation	600	600	537	0	89%	-	(537)
Personnel Services	274,441	230,259	190,160	40	83%	161,940	(28,220)
Professional Services	169,445	141,204	120,698	21	85%	102,157	(18,540)
Technical Services	32,550	27,125	18,266	9	67%	14,109	(4,157)
Repairs & Maintenance	16,050	14,688	15,522	(1)	106%	14,962	(560)
Rentals	4,000	3,333	505	3	15%	314	(191)
Communications	4,000	3,333	3,020	0	91%	3,307	287
Printing & Binding	1,000	833	2,681	(2)	322%	334	(2,348)
Travel	4,500	3,750	641	3	17%	2,654	2,013
Dues & Fees	805	671	432	0	64%	192	(240)
Education & Training	4,500	3,750	1,245	3	33%	1,100	(145)
Purchased/ Contracted Services	236,850	198,688	163,011	36	82%	139,130	(23,881)
Supplies	5,974	4,978	3,850	1	77%	4,267	416
Food	2,300	1,917	876	1	46%	899	23
Books & Periodicals	600	500	609	(0)	122%	384	(225)
Small Equipment	10,588	10,588	10,760	(0)	102%	1,731	(9,028)
Supplies and Materials	19,462	17,983	16,095	2	89%	7,281	(8,814)
Transfers to Debt Service Fund	-	-	-	-		45,000	45,000
Cash over/short	-	-	(5)	0		-	5
Other Financing Uses	-	-	(5)	0		45,000	45,005
Total Municipal Court	530,753	446,930	369,260	78	83%	353,350	(15,910)

City of Dunwoody
YTD State of Revenues and
Expenses Through October 31, 2014

Police	Total Annual Budget	YTD Budget	YTD Actual	Variance (\$ '000)	(% of YTD Budget)	Prior YTD Actual	Flux (Diff from Prior Year)
	Personnel Services	5,163,926	4,293,761	3,911,422	382	91%	3,813,750
Purchased/ Contracted Services	699,705	621,454	497,999	123	80%	468,838	(29,161)
Supplies and Materials	509,220	440,046	374,355	66	85%	351,676	(22,678)
Other Financing Uses	84,398	63,299	63,299	-	100%	1,177,009	1,113,711
Total Police	6,457,249	5,418,560	4,847,074	571	89%	5,811,273	964,199



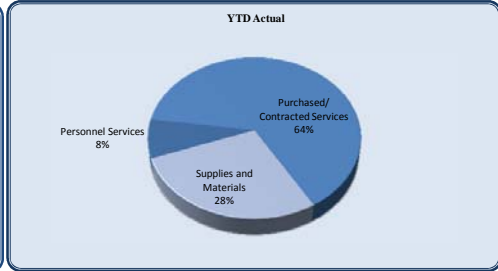
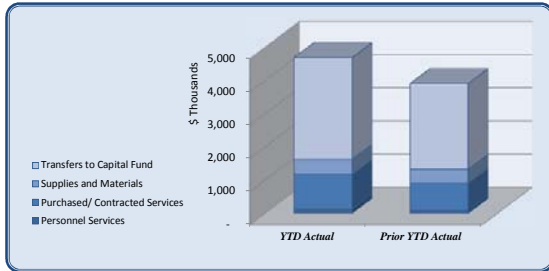
Police	Total Annual Budget	YTD Budget	YTD Actual	Variance (\$ '000)	(% of YTD Budget)	Prior YTD Actual	Flux (Diff from Prior Year)
	Regular Salaries	3,322,541	2,738,590	2,647,511	91	97%	2,529,791
Overtime Salaries	325,136	270,947	84,967	186	31%	150,340	65,373
Total Salaries	3,647,677	3,009,537	2,732,478	277	91%	2,680,131	(52,347)
Group Insurance	782,582	652,152	600,081	52	92%	555,606	(44,475)
Medicare	52,892	44,077	38,101	6	86%	38,852	751
Retirement	556,675	463,896	411,255	53	89%	420,075	8,819
Workers' Compensation	124,100	124,100	129,506	(5)	104%	118,871	(10,635)
Personnel Services	1,516,249	1,284,224	1,178,943	105	92%	1,133,619	(45,325)
Professional Services	92,000	76,667	10,132	67	13%	11,299	1,166
Technical Services	30,760	25,633	20,791	5	81%	17,932	(2,859)
Repairs & Maintenance	302,181	265,342	227,817	38	86%	236,132	8,315
Rentals	12,100	10,083	8,815	1	87%	6,534	(2,281)
Insurance	87,357	87,357	78,592	9	90%	72,341	(6,251)
Claims	4,000	4,000	17,558	(14)	439%	12,479	(5,079)
Communications	77,607	74,288	74,527	(0)	100%	55,522	(19,005)
Advertising	2,500	2,083	613	1	29%	673	60
Printing & Binding	5,440	4,533	3,658	1	81%	2,345	(1,313)
Travel	39,000	32,500	28,574	4	88%	26,513	(2,061)
Dues & Fees	10,480	8,733	5,427	3	62%	6,202	775
Education & Training	36,280	30,233	21,494	9	71%	20,864	(630)
Purchased/ Contracted Services	699,705	621,454	497,999	123	80%	468,838	(29,161)
Supplies	94,086	85,975	82,876	3	96%	96,909	14,034
Supplies-Explorer Program	17,000	16,680	17,141	(0)	103%	7,758	(9,384)
Gasoline	255,000	212,500	201,267	11	95%	201,938	672
Food	6,000	5,000	1,394	4	28%	1,933	539
Books & Periodicals	2,500	2,083	1,321	1	63%	1,080	(240)
Small Equipment	134,634	117,809	70,355	47	60%	42,057	(28,298)
Supplies and Materials	509,220	440,046	374,355	66	85%	351,676	(22,678)
Transfers to Debt Service Fund	-	-	-	-	-	939,000	939,000
Transfers to Capital Fund	84,398	63,299	63,299	-	100%	238,009	174,711
Other Financing Uses	84,398	63,299	63,299	-	100%	1,177,009	1,113,711
Total Police	6,457,249	5,418,560	4,847,074	571	89%	5,811,273	964,199

City of Dunwoody
 YTD Statement of Revenues and
 Expenses Through October 31, 2014

<i>E-911</i>	Total Annual Budget	YTD Budget	YTD Actual	Variance (\$ '000)	(%) of YTD Budget	Prior YTD Actual	Flux (Diff from Prior Year)
Transfers to E-911 Fund	251,655	209,713	-	210	0%	5,673	5,673
Total E-911	251,655	209,713	-	210	0%	5,673	5,673

City of Dunwoody
YTD Statement of Revenues and
Expenses Through October 31, 2014

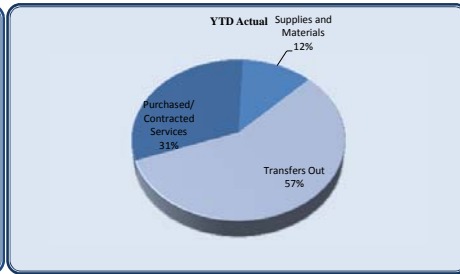
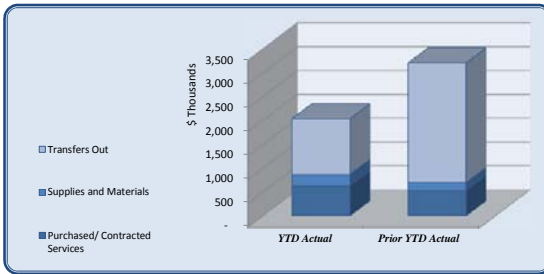
Public Works	Total Annual Budget	YTD Budget	YTD Actual	Variance	Prior YTD Actual	Flux
				(\$ '000)		
Personnel Services	154,058	128,060	126,320	2	99%	(45,589)
Purchased/ Contracted Services	1,530,157	1,307,918	1,045,241	263	80%	(221,006)
Supplies and Materials	546,431	461,959	455,927	6	99%	(26,227)
Transfers to Capital Fund	9,550,000	3,063,750	3,063,750	-	100%	(484,583)
Total Public Works	11,780,646	4,961,687	4,691,238	270	95%	(777,405)



Public Works	Total Annual Budget	YTD Budget	YTD Actual	Variance	Prior YTD Actual	Flux
				(\$ '000)		
Salaries	113,883	94,556	94,073	0	99%	(29,906)
Group Insurance	20,114	16,762	15,951	1	95%	(8,525)
Medicare	1,636	1,363	1,315	0	96%	(452)
Retirement	18,275	15,229	14,803	0	97%	(6,526)
Workers' Compensation	150	150	179	(0)	119%	(179)
Personnel Services	154,058	128,060	126,320	2	99%	(45,589)
Official/Admin Svcs	255,000	212,500	212,500	-	100%	-
Professional Services	96,850	87,463	68,503	19	78%	(57,492)
Tree Fund Expenses	92,534	92,034	96,615	(5)	105%	(92,365)
Professional Services	-	-	-	-	-	-
Technical Services	2,400	2,000	1,800	0	90%	443
Repairs & Maintenance	23,300	19,417	12,733	7	66%	(2,553)
R&M - Storm Damage Removal	105,000	98,611	71,544	27	73%	(50,672)
R&M - Street Maintenance	685,800	571,500	455,665	116	80%	(90,992)
R&M - Traffic Signals	221,000	184,167	91,391	93	50%	81,099
R&M - Right of Way Maint	40,000	33,333	29,750	4	89%	(8,678)
Claims	3,000	2,500	-	3	0%	810
Communications	1,400	1,167	2,029	(1)	174%	(402)
Advertising	1,000	833	979	(0)	117%	(247)
Printing & Binding	750	625	-	1	0%	1,289
Travel	1,323	1,103	471	1	43%	(443)
Purchased/ Contracted Services	1,530,157	1,307,918	1,045,241	263	80%	(221,006)
Supplies-Office	1,181	984	596	0	61%	23
Supplies-Road Materials	60,000	56,600	79,638	(23)	141%	(23,349)
Electricity	485,000	404,167	375,693	28	93%	(8,273)
Small Equipment	-	-	-	-	-	5,372
Supplies and Materials	546,431	461,959	455,927	6	99%	(26,227)
Transfers to Capital Fund	4,370,000	3,063,750	3,063,750	-	100%	(588,750)
Transfers to Grants Fund	150,000	-	-	-	-	104,167
Transfers to Capital Fund	9,550,000	3,063,750	3,063,750	-	100%	(484,583)
Total Public Works	11,780,646	4,961,687	4,691,238	270	95%	(777,405)

City of Dunwoody
YTD Statement of Revenues and
Expenses Through October 31, 2014

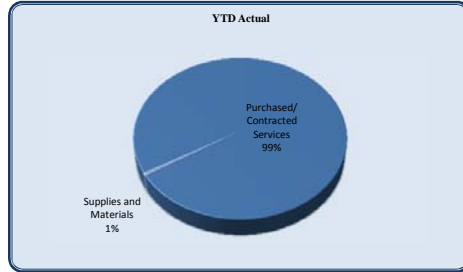
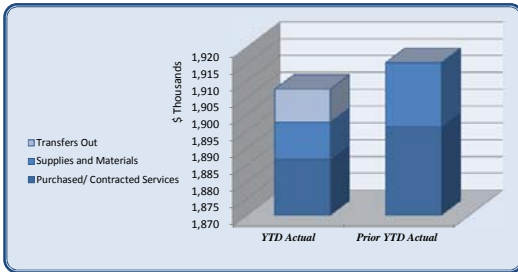
<i>Parks and Recreation</i>							
	Total Annual Budget	YTD Budget	YTD Actual	Variance (\$ '000)	(% of YTD Budget)	Prior YTD Actual	Flux (Diff from Prior Year)
Purchased/ Contracted Services	895,267	751,406	636,533	115	85%	540,097	(96,437)
Supplies and Materials	291,000	257,442	239,722	18	93%	159,944	(79,778)
Transfers Out	1,628,741	1,159,055	1,159,055	(0)	100%	2,502,960	1,343,905
Total Parks and Recreation	2,815,008	2,167,903	2,035,310	133	94%	3,203,001	1,167,691



<i>Parks and Recreation</i>							
	Total Annual Budget	YTD Budget	YTD Actual	Variance (\$ '000)	(% of YTD Budget)	Prior YTD Actual	Flux (Diff from Prior Year)
Official/Admin Svcs	125,000	104,167	104,167	0	100%	104,167	0
Professional Services	10,000	8,333	9,012	(1)	108%	1,850	(7,162)
R&M-Parks	724,267	603,556	491,627	112	81%	401,864	(89,763)
Rentals	2,000	1,667	-	2	0%	1,850	1,850
Property/Liability Insurance	32,100	32,100	28,955	3	90%	30,366	1,412
Communications	1,500	1,250	947	0	76%	1,097	150
Dues & Fees	400	333	110	0	33%	-	(110)
Purchased/ Contracted Services	895,267	751,406	636,533	115	85%	540,097	(96,437)
Supplies	127,000	101,867	90,862	11	89%	52,762	(38,100)
Utilities	156,000	148,908	148,860	0	100%	106,397	(42,463)
Small Equipment	8,000	6,667	-	7	0%	785	785
Supplies and Materials	291,000	257,442	239,722	18	93%	159,944	(79,778)
Transfers to Debt Service Fund	108,366	90,305	90,305	(0)	100%	90,305	0
Transfers to Capital Fund	1,520,375	1,068,750	1,068,750	-	100%	2,412,655	1,343,905
Transfers to Grants Fund	150,000	-	-	-	-	104,167	104,167
Transfers Out	1,628,741	1,159,055	1,159,055	(0)	100%	2,502,960	1,343,905
Total Parks and Recreation	2,815,008	2,167,903	2,035,310	133	94%	3,203,001	1,167,691

City of Dunwoody
YTD Statement of Revenues and
Expenses Through October 31, 2014

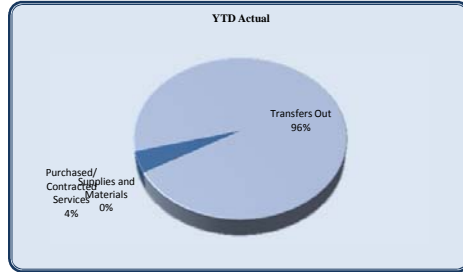
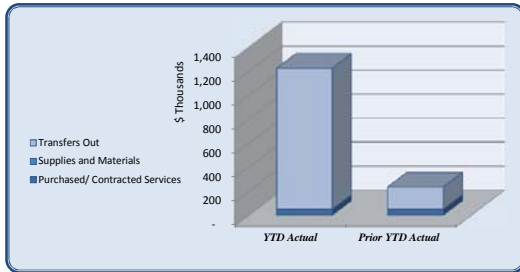
<i>Community Development</i>	Total Annual Budget	YTD Budget	YTD Actual	Variance (\$ '000)	(% of YTD Budget)	Prior YTD Actual	Flux (Diff from Prior Year)
Purchased/ Contracted Services	2,039,302	1,699,418	1,886,734	(187)	111%	1,896,508	9,774
Supplies and Materials	16,500	14,667	11,006	4	75%	18,849	7,843
Transfers Out	13,000	9,750	9,750	-	100%	-	(9,750)
Total Community Development	2,068,802	1,723,835	1,907,489	(184)	111%	1,915,357	7,867



<i>Community Development</i>	Total Annual Budget	YTD Budget	YTD Actual	Variance (\$ '000)	(% of YTD Budget)	Prior YTD Actual	Flux (Diff from Prior Year)
Official/Admin Svcs	1,587,000	1,322,500	1,753,869	(441)	133%	1,625,129	(128,740)
Professional Services	160,000	133,333	24,120	109	18%	117,479	93,359
Technical Services	174,250	145,208	52,168	93	36%	56,581	4,413
Repairs & Maintenance	83,120	69,267	34,747	85	50%	71,986	37,239
Rentals	5,000	4,167	3,456	1	83%	2,355	(1,101)
Communications	3,532	2,943	1,819	1	62%	1,762	(57)
Advertising	15,000	12,500	8,919	4	71%	8,962	42
Printing & Binding	5,000	4,167	4,344	(0)	104%	1,681	(2,664)
Travel	2,000	1,667	67	2	4%	-	(67)
Dues & Fees	1,900	1,583	250	1	16%	575	325
Education & Training	2,500	2,083	2,975	(1)	143%	-	(2,975)
Purchased/ Contracted Services	2,039,302	1,699,418	1,886,734	(187)	111%	1,896,508	9,774
Supplies	11,500	10,500	10,857	(0)	103%	9,375	(1,482)
Food	1,000	833	90	1	11%	366	276
Books & Periodicals	2,500	2,083	59	2	3%	28	(31)
Small Equipment	1,500	1,250	-	1	0%	9,080	9,080
Supplies and Materials	16,500	14,667	11,006	4	75%	18,849	7,843
Transfers to Capital Fund	13,000	9,750	9,750	-	100%	-	(9,750)
Transfers Out	13,000	9,750	9,750	-	100%	-	(9,750)
Total Community Development	2,068,802	1,723,835	1,907,489	(184)	111%	1,915,357	7,867

City of Dunwoody
YTD Statement of Revenues and
Expenses Through October 31, 2014

<i>Economic Development</i>	Total Annual Budget	YTD Budget	YTD Actual	Variance (\$ '000)	(% of YTD Budget)	Prior YTD Actual	Flux (Diff from Prior Year)
Purchased/ Contracted Services	76,468	65,364	51,069	14	78%	52,126	1,057
Supplies and Materials	1,200	1,200	1,663	(0)	139%	776	(887)
Transfers Out	1,206,000	1,171,667	1,171,667	0	100%	183,700	(987,967)
Total Economic Development	1,283,668	1,238,231	1,224,399	14	99%	236,602	(987,797)



<i>Economic Development</i>	Total Annual Budget	YTD Budget	YTD Actual	Variance (\$ '000)	(% of YTD Budget)	Prior YTD Actual	Flux (Diff from Prior Year)
Professional Services	30,000	25,000	25,000	-	100%	25,243	243
Technical Services	7,000	5,833	-	6	0%	243	243
Communications	968	807	-	1	0%	-	-
Advertising	28,500	25,275	22,325	3	88%	18,962	(3,363)
Printing & Binding	3,500	2,917	394	3	14%	305	(89)
Travel	1,500	1,250	49	1	4%	51	2
Dues & Fees	4,305	3,588	2,606	1	73%	7,022	4,416
Education & Training	695	695	695	0	100%	300	(395)
Purchased/ Contracted Services	76,468	65,364	51,069	14	78%	52,126	1,057
Supplies	-	-	-	-	-	756	756
Food	1,200	1,200	1,663	(0)	139%	20	(1,643)
Supplies and Materials	1,200	1,200	1,663	(0)	139%	776	(887)
Transfers to Debt Service Fund	1,206,000	1,171,667	1,171,667	0	100%	183,700	(987,967)
Transfers Out	1,206,000	1,171,667	1,171,667	0	99%	236,602	(987,797)
Total Economic Development	1,283,668	1,238,231	1,224,399	14	99%	236,602	(987,797)

<i>Contingency</i>	Total Annual Budget	YTD Budget	YTD Actual	Variance (\$ '000)	(% of YTD Budget)	Prior YTD Actual	Flux (Diff from Prior Year)
Contingency	400,000	333,333	-	333	0%	-	-
Total Contingency	400,000	333,333	-	333	0%	-	-
Total General Fund Expenditures	30,707,300	25,001,937	18,976,427	6,026	76%	19,683,749	707,322
Total Revenues over/(under) Expenditures	(8,604,999)	(9,586,190)	(1,938,593)	7,648	20%	(2,747,778)	809,185

City of Dunwoody
YTD Statement of
Expenses Through October 31, 2014

Capital Projects Fund	Original Budget	Adjustments/ Amendments	Total Project Budget	Spent in Prior Years	Spent in Current Year	Total Spent to Date	Project Balance
Expenditures							
Courtroom and Council AV	140,400	-	140,400	(127,191)	-	(127,191)	13,209
Emergency BackUp/Disaster Recovery System	35,000	1,880	36,880	(34,290)	-	(34,290)	2,589
Off-site Replication of Servers for Disaster Recovery	51,875	-	51,875	-	(37,044)	(37,044)	14,831
Unified Communications Upgrade to provide for Redundancy	47,500	-	47,500	-	(47,159)	(47,159)	341
Website Redesign and Replacement	65,000	-	65,000	-	(43,442)	(43,442)	21,558
Information Technology	339,775	1,880	341,655	(161,482)	(127,645)	(289,127)	52,528
City Hall Design & Engineering Prefunding	100,000	-	100,000	-	-	-	100,000
Programming Study for Future City Hall	50,000	-	50,000	-	-	-	50,000
Facilities Improvement Partnership Program (2014 FIPP)	250,000	(33,500)	216,500	-	(75,376)	(75,376)	141,124
City Hall Reconfiguration for Efficiency	31,500	-	31,500	-	(17,084)	(17,084)	14,416
Facilities	431,500	(33,500)	398,000	-	(92,460)	(92,460)	305,540
Fixed LPR & Mobile LPR	119,875	-	119,875	(49,459)	-	(49,459)	70,416
Code Red	24,500	-	24,500	(18,875)	-	(18,875)	5,625
Vehicle Replacement	1,500,000	-	1,500,000	(91,653)	(294,175)	(385,828)	1,114,172
Daily Report Software	12,400	-	12,400	-	-	-	12,400
Surveillance System	113,000	180,375	293,375	(67,875)	(30,963)	(98,838)	194,537
New Position-Detective Machinery & Equipment	30,000	-	30,000	-	(26,057)	(26,057)	3,943
AFIS Automated Fingerprint Identification System	54,398	-	54,398	-	-	-	54,398
Police Department	1,854,173	180,375	2,034,548	(227,862)	(351,195)	(579,057)	1,455,491
Dunwoody Village TE Project	2,100,000	(431,218)	1,668,782	(305,418)	(896,792)	(1,202,209)	466,573
Road Resurfacing	8,881,000	240,104	9,121,104	(6,887,457)	(404,978)	(7,292,435)	1,828,669
New Sidewalks and ADA Ramps	2,030,000	45,000	2,075,000	(1,319,909)	(232,466)	(1,552,375)	522,625
Traffic Calming Radar Signs	100,000	-	100,000	(11,650)	-	(11,650)	88,350
N. Peachtree Rd/Tilly Mill Intersection Improvement	2,100,000	-	2,100,000	(274,791)	(69,585)	(344,375)	1,755,625
Mt. Vernon Rd/Vermack Intersection Improvement	175,000	106,000	281,000	(51,598)	(45,853)	(97,451)	183,549
Womack/Vermack Intersection Improvement	200,000	-	200,000	(69,912)	-	(69,912)	130,088
Wayfinding	150,000	-	150,000	(29,100)	(49,646)	(78,746)	71,254
Chamblee Dunwoody & Spalding Drive	120,000	55,000	175,000	(6,000)	(95,734)	(101,734)	73,266
School Pedestrian Safety Improvements	-	40,000	40,000	(30,816)	(7,000)	(37,816)	2,184
Concept Funding-Tilly Mill at Mt. Vernon Place	25,000	-	25,000	-	-	-	25,000
Concept Funding-Mt. Vernon at Tilly Mill	25,000	-	25,000	-	-	-	25,000
Concept Funding-Chamblee Dunwoody at Peeler	50,000	-	50,000	-	-	-	50,000
Intelligent Traffic System (ITS)-adding signals to network	85,000	-	85,000	-	-	-	85,000
Partial Construction Funding-Chamblee Dunwoody Rd from Cambridge to Valley View	800,000	-	800,000	-	(99,760)	(99,760)	700,240
Chesnut Elementary Pedestrian Project	-	40,000	40,000	-	(13,915)	(13,915)	26,085
Kingsley Safe Routes to School-retaining walls	-	70,000	70,000	-	(37,689)	(37,689)	32,311
Construction Funding Mt. Vernon/Womack	-	150,000	150,000	-	-	-	150,000
Public Works	16,841,000	314,886	17,155,886	(8,986,650)	(1,953,417)	(10,940,067)	6,215,818
Pernoshal Park	1,025,000	2,225,000	3,250,000	-	(6,315)	(6,315)	3,243,685
Brook Run Demo	400,000	-	400,000	(89,310)	(106,248)	(195,558)	204,442
Brook Run Park Improvements	150,000	-	150,000	(111,114)	-	(111,114)	38,886
Brook Run Trail	572,010	841,777	1,413,787	(430,809)	(642,401)	(1,073,210)	340,577
Nancy Creek Greenway	25,000	-	25,000	(17,463)	-	(17,463)	7,538
Dunwoody Gateway Market Installation	150,000	-	150,000	(9,618)	-	(9,618)	140,382
Donaldson Chesnut Facility Stabilization	226,000	-	226,000	-	-	-	226,000
Design for Future Parks Trails Projects	25,000	-	25,000	-	-	-	25,000
Brook Run Dog Park Relocation	195,000	-	195,000	(30,088)	(5,180)	(35,268)	159,732
Dunwoody Park Parking Lot Resurfacing	100,000	-	100,000	-	-	-	100,000
Windwood Hollow Park Playground Replacement	125,000	65,000	190,000	-	-	-	190,000
Emergency Notification System for Brook Run Park and Dunwoody Park	85,000	-	85,000	-	(36,964)	(36,964)	48,036
Georgetown Park-Shade Structure	-	75,000	75,000	-	-	-	75,000
Georgetown Park-Play Structure	-	25,000	25,000	-	-	-	25,000
Parks	3,078,010	3,231,777	6,309,787	(688,402)	(797,108)	(1,485,510)	4,824,277
GIS Webviewer COMPLETED 2014	75,000	-	75,000	(22,457)	(19,400)	(41,857)	33,143
Plotter Purchase	20,000	-	20,000	(3,048)	(2,540)	(5,588)	14,412
GIS Mobile Collection Unit	13,000	-	13,000	-	(11,510)	(11,510)	1,490
Community Development	108,000	-	108,000	(25,505)	(33,450)	(58,955)	49,045
Completed/Abandoned Projects Closed Out	-	175,533	175,533	-	-	-	175,533
Unallocated	-	175,533	175,533	-	-	-	175,533
Total	22,652,458	3,870,950	26,523,408	(10,089,901)	(3,355,276)	(13,445,176)	13,078,232

City of Dunwoody
YTD Statement of Revenues and
Expenses Through October 31, 2014

<i>E911 Fund</i>	Total Annual Budget	YTD Budget	YTD Actual	Variance		Prior YTD Actual	Flux
				(\$ '000)	(% of YTD Budget)		(Diff from Prior Year)
Revenues							
E911 Revenue	950,000	791,667	1,069,657	278	135%	1,000,072	(69,585)
Transfers In	251,655	209,713	-	(210)	0%	5,673	5,673
Residual Equity Transfer	25,000	20,833	-	(21)	0%	-	-
Total Revenues	1,201,655	1,001,379	1,069,657	68	107%	1,005,745	(63,912)
Expenditures							
Communications	108,738	90,615	91,006	(0)	100%	62,396	(28,610)
Intergovernmental-E911 (Chatcomm)	1,092,917	910,764	904,167	7	99%	895,833	(8,333)
Transfers Out-Debt	-	-	-	-		53,872	53,872
Total Expenditures	1,226,655	1,022,213	995,173	27	97%	1,012,102	16,929
Total Revenues over/(under) Expenditures	(25,000)	(20,833)	74,485	95	-358%	(6,356)	(80,841)

City of Dunwoody
YTD Statement of Revenues and
Expenses Through October 31, 2014

<i>Hotel Excise Tax Fund</i>	Total Annual Budget	YTD Budget	YTD Actual	Variance	Prior YTD Actual	Flux
				(\$ '000)		(Difference from Prior Year)
				(% of YTD Budget)		
Revenues						
Hotel/Motel Tax	2,100,000	1,750,000	2,092,509	343	120%	1,748,917 (343,592)
Interest Revenue	-	-	21	0		45 24
Total Revenues	2,100,000	1,750,000	2,092,530	343	120%	1,748,962 (343,568)
Expenditures						
Transfers to General Fund	1,260,000	1,050,000	1,255,522	(206)	120%	1,049,384 (206,138)
Transfers to Component Unit - CVBD	840,000	700,000	837,003	(137)	120%	699,567 (137,437)
Total Expenditures	2,100,000	1,750,000	2,092,526	(343)	120%	1,748,950 (343,575)
Total Revenues over/(under) Expenditures	-	-	4	0		11 7

City of Dunwoody
YTD Statement of Revenues and
Expenses Through October 31, 2014

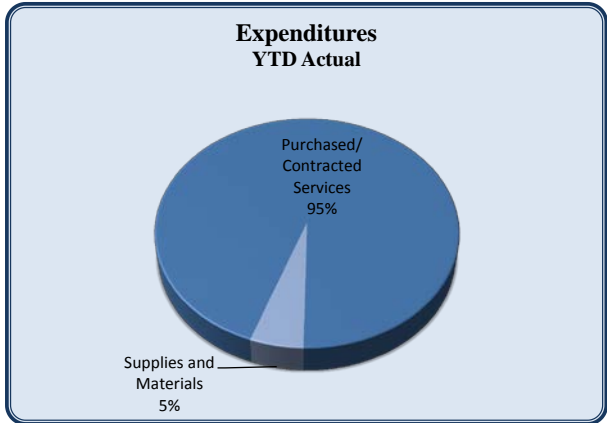
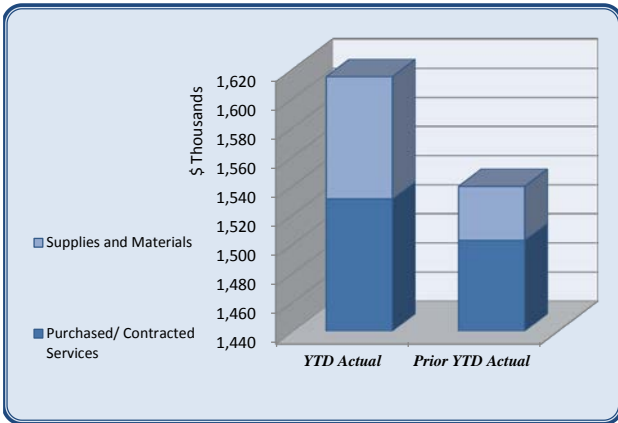
<i>Motor Vehicle Rental Excise Tax Fund</i>	Total Annual Budget	YTD Budget	YTD Actual	Variance	Prior YTD Actual	Flux
			(\$ '000)	(% of YTD Budget)		(Difference from Prior Year)
Revenues						
MV Rental Excise Tax	98,000	81,667	95,515	14	117%	88,160 (7,355)
Total Revenues	98,000	81,667	95,515	14	117%	88,160 (7,355)
Expenditures						
Transfers to General Fund	98,000	81,667	95,515	(14)	117%	88,160 (7,355)
Total Expenditures	98,000	81,667	95,515	(14)	117%	88,160 (7,355)
Total Revenues over/(under) Expenditures	-	-	-	-		-

City of Dunwoody
YTD Statement of Revenues and
Expenses Through October 31, 2014

<i>Debt Service Fund</i>	Total Annual Budget	YTD Budget	YTD Actual	Variance	Prior YTD Actual	Flux
				(\$ '000)	(% of YTD Budget)	(Difference from Prior Year)
Revenues						
Interest Revenue	-	-	-	-	-	-
Transfers from General Fund	1,314,367	1,261,973	1,261,972	(0)	100%	1,665,309 403,337
Transfers from E911 Fund	-	-	-	-	-	53,872 53,872
Residual Equity Transfer In	-	-	-	-	-	-
Total Revenues	1,314,367	1,261,973	1,261,972	(0)	100%	1,719,182 457,210
Expenditures						
Lease Principal	-	-	-	-	-	1,600,976 1,600,976
Lease Interest	-	-	-	-	-	126,050 126,050
Transfers Out - CU	1,314,088	1,261,833	1,261,740	(0)	100%	-
Total Expenditures	1,314,088	1,261,833	1,261,740	0	100%	1,727,026 465,286
Total Revenues over/(under) Expenditures	279	140	232	0	166%	(7,844) (8,076)

City of Dunwoody
YTD Statement of Revenues and
Expenses Through October 31, 2014

<i>Stormwater fund</i>	Total Annual Budget	YTD Budget	YTD Actual	Variance		Prior YTD Actual	Flux
				(\$ '000)	(% of YTD Budget)		(Difference from Prior Year)
Revenues							
Stormwater Utility Charges	1,815,316	1,181,808	1,183,240	1	100%	1,032,327	(150,913)
Interest Revenue	500	417	930	1	223%	1,539	609
Residual Equity Transfer In	97,100	97,100	97,100	-	100%	-	(97,100)
Total Revenues	1,912,916	1,279,324	1,281,270	2	100%	1,033,866	(247,404)
Expenditures							
Official/Admin Svcs	120,000	100,000	100,000	-	100%	100,000	-
Professional Services-Stormwater	120,000	100,000	12,094	88	12%	143,965	131,871
Repairs & Maintenance	1,597,100	1,410,917	1,418,246	(7)	101%	1,256,256	(161,990)
Rep & Maint-Riprap Program	-	-	-	-	-	1,734	1,734
Printing & Binding	1,000	833	-	1	0%	-	-
Dues & Fees	500	417	431	(0)	104%	431	-
Purchased/ Contracted Services	1,838,600	1,612,167	1,530,772	81	95%	1,502,387	(28,385)
Supplies	62,000	57,817	84,014	(26)	145%	37,023	(46,991)
Books & Periodicals	500	417	-	0	0%	-	-
Supplies and Materials	62,500	58,233	84,014	(26)	144%	37,023	(46,991)
Total Expenditures	1,901,100	1,670,400	1,614,786	56	97%	1,545,329	(69,457)
Total Revenues over/(under) Expenditures	11,816	(391,076)	(333,516)	58	85%	(511,463)	(177,947)



Convention Visitors' Bureau of Dunwoody
Monthly Statement of Revenues and Expenses
October 31, 2014

CVB of Dunwoody	Total Annual		Variance		Prior YTD Actual
	Budget	YTD Budget	YTD Actual	(% of YTD Budget)	
Fund Balance	-	-	-		
Revenues					
Interest Revenue	1,152	960	912	95%	1,023
Other Revenue	-	-	-		634
Tax Revenue	843,807	703,173	840,169	119%	699,567
Total Revenues	844,959	704,133	841,081	119%	701,223
Expenditures					
<i>Employees/Personnel</i>					
Salaries	245,422	191,103	198,419	104%	151,070
Benefits	30,503	25,412	15,416	61%	12,480
Payroll Taxes	24,542	19,464	16,024	82%	12,512
Unemployment	-	-	(810)		-
Medic	-	-	-		-
<i>Total Employees/Personnel Expenditures</i>	<i>300,467</i>	<i>235,979</i>	<i>229,048</i>	<i>97%</i>	<i>176,062</i>
<i>Administrative</i>					
Depreciation Expense	-	-	-		-
Legal & Professional Fees	18,835	16,375	9,810	60%	6,646
Rent	41,589	34,570	31,139	90%	30,205
Employee Development	6,680	6,680	4,208	63%	5,130
Equipment Lease	1,826	1,530	1,515	99%	1,488
IT Support	3,600	3,100	5,455	176%	824
Insurance	4,676	1,884	2,606	138%	3,594
Postage/Courier/Ovenight Mail	-	-	798		-
Telephone/Internet	7,242	5,960	5,603	94%	5,364
Licenses & Fees	3,530	2,950	7,190	244%	228
Miscellaneous	2,160	1,800	487	27%	76,111
Office Expense	2,400	2,000	2,439	122%	2,222
Vehicle Expenses	-	-	-		-
Meals & Meeting Expenses	3,510	3,210	2,396	75%	1,928
Travel	6,000	5,000	4,060	81%	1,173
Small Equipment	6,000	5,600	6,036	108%	2,284
Furniture & Fixtures	1,000	1,000	2,914	291%	-
<i>Total Administrative Expenditures</i>	<i>109,048</i>	<i>91,659</i>	<i>86,656</i>	<i>95%</i>	<i>137,197</i>
<i>Marketing</i>					
Research	-	-	6,800		-
Graphic Design	36,000	30,000	22,175	74%	38,468
Public Relations	11,500	10,500	10,950	104%	86
Website Management	13,983	12,281	13,791	112%	7,606
Website Marketing	42,000	35,000	39,989	114%	32,709
Advertising - Print	70,000	60,000	65,374	109%	93,972
Advertising - Digital	70,000	60,000	87,360	146%	40,404
Printing	12,000	10,600	17,372	164%	12,267
Postage/Courier/Ovenight Mail	2,720	2,000	134	7%	1,573
Dues & Subscriptions	8,641	8,431	2,539	30%	19,689
Memberships	9,960	9,960	12,275	123%	9,790
Customer Relationship Management Tool	12,000	12,000	13,500	113%	13,500
Photography	2,000	2,000	8,050	403%	1,500
Miscellaneous	1,800	1,500	1,170	78%	774
<i>Total Marketing Expenditures</i>	<i>292,604</i>	<i>254,272</i>	<i>301,478</i>	<i>119%</i>	<i>272,338</i>
<i>Promotional</i>					
Community Development	17,550	13,975	17,099	122%	15,289
Conventions and Trade Shows	22,290	21,290	17,844	84%	16,683
Event Hosting & Site Visits	14,800	10,800	3,154	29%	6,427
Sponsorships	20,000	15,000	13,000	87%	26,450
Meals and Business Development	3,000	2,500	1,917	77%	1,779
Meeting Bids and Incentives	8,000	6,000	3,000	50%	189
Promotions	20,000	18,000	21,640	120%	12,258
Travel	13,200	11,000	11,717	107%	8,043
Promotional Materials	24,000	20,000	16,700	84%	12,244
<i>Total Promotional Expenditures</i>	<i>142,840</i>	<i>118,565</i>	<i>106,071</i>	<i>89%</i>	<i>99,361</i>
Total Expenditures	844,959	700,475	723,253	103%	684,958
Total Revenues over/(under) Expenditures	-	3,658	117,828		16,266

VENDOR SET: 01 City of Dunwoody, GA

BANK: * ALL BANKS

DATE RANGE:10/01/2014 THRU 10/31/2014

VENDOR I.D.	NAME	STATUS	CHECK DATE	AMOUNT	DISCOUNT	CHECK NO	CHECK STATUS	CHECK AMOUNT
1	Brian Lauda	VOIDED						
	C-CHECK Brian Lauda	VOIDED V	10/24/2014			018569		1,714.99CR

* * T O T A L S * *	NO	INVOICE AMOUNT	DISCOUNTS	CHECK AMOUNT
REGULAR CHECKS:	0	0.00	0.00	0.00
HAND CHECKS:	0	0.00	0.00	0.00
DRAFTS:	0	0.00	0.00	0.00
EFT:	0	0.00	0.00	0.00
NON CHECKS:	0	0.00	0.00	0.00
VOID CHECKS:	1 VOID DEBITS	0.00		
	VOID CREDITS	1,714.99CR	1,714.99CR	0.00

TOTAL ERRORS: 0

VENDOR SET: 01 BANK: * TOTALS:	NO	INVOICE AMOUNT	DISCOUNTS	CHECK AMOUNT
	1	1,714.99CR	0.00	0.00
BANK: * TOTALS:	1	1,714.99CR	0.00	0.00

VENDOR SET: 01 City of Dunwoody, GA
 BANK: 01 Suntrust Concentration
 DATE RANGE: 10/01/2014 THRU 10/31/2014

VENDOR I.D.	NAME	STATUS	CHECK DATE	AMOUNT	DISCOUNT	CHECK NO	CHECK STATUS	CHECK AMOUNT
001145	ETS Corporation							
I-October 2014	ETS Corporation	D	10/31/2014			000000		
100 1516.523900.00	Merchant Services	ETS Corporation		1,890.52				1,890.52

* * T O T A L S * *	NO	INVOICE AMOUNT	DISCOUNTS	CHECK AMOUNT
REGULAR CHECKS:	0	0.00	0.00	0.00
HAND CHECKS:	0	0.00	0.00	0.00
DRAFTS:	1	1,890.52	0.00	1,890.52
EFT:	0	0.00	0.00	0.00
NON CHECKS:	0	0.00	0.00	0.00
VOID CHECKS:	0	VOID DEBITS 0.00		
		VOID CREDITS 0.00	0.00	0.00

TOTAL ERRORS: 0

** G/L ACCOUNT TOTALS **

G/L ACCOUNT	NAME	AMOUNT
100 1516.523900.00	Merchant Services	1,890.52
	*** FUND TOTAL ***	1,890.52

VENDOR SET: 01	BANK: 01	TOTALS:	NO	INVOICE AMOUNT	DISCOUNTS	CHECK AMOUNT
			1	1,890.52	0.00	1,890.52
BANK: 01	TOTALS:		1	1,890.52	0.00	1,890.52

VENDOR SET: 01 City of Dunwoody, GA
 BANK: 02 Suntrust Payroll Account
 DATE RANGE: 10/01/2014 THRU 10/31/2014

VENDOR I.D.	NAME	STATUS	CHECK DATE	AMOUNT	DISCOUNT	CHECK NO	CHECK STATUS	CHECK AMOUNT
000022	ADP							
I-442580357	ADP	D	10/03/2014			000000		
100 1512.521200.00	Professional Services	ADP		533.36				533.36
000022	ADP							
I-443251743	ADP	D	10/10/2014			000000		
100 1512.521200.00	Professional Services	ADP		505.85				505.85
000022	ADP							
I-443927988	ADP	D	10/24/2014			000000		
100 1512.521200.00	Professional Services	ADP		544.36				544.36

* * T O T A L S * *	NO	INVOICE AMOUNT	DISCOUNTS	CHECK AMOUNT
REGULAR CHECKS:	0	0.00	0.00	0.00
HAND CHECKS:	0	0.00	0.00	0.00
DRAFTS:	3	1,583.57	0.00	1,583.57
EFT:	0	0.00	0.00	0.00
NON CHECKS:	0	0.00	0.00	0.00
VOID CHECKS:	0	VOID DEBITS 0.00		
		VOID CREDITS 0.00	0.00	0.00

TOTAL ERRORS: 0

** G/L ACCOUNT TOTALS **

G/L ACCOUNT	NAME	AMOUNT
100 1512.521200.00	Professional Services	1,583.57
	*** FUND TOTAL ***	1,583.57

VENDOR SET: 01	BANK: 02	TOTALS:	NO	INVOICE AMOUNT	DISCOUNTS	CHECK AMOUNT
			3	1,583.57	0.00	1,583.57
BANK: 02	TOTALS:		3	1,583.57	0.00	1,583.57

VENDOR SET: 01 City of Dunwoody, GA
 BANK: 03 Suntrust Disbursement Acc
 DATE RANGE: 10/01/2014 THRU 10/31/2014

VENDOR I.D.	NAME	STATUS	CHECK DATE	AMOUNT	DISCOUNT	CHECK NO	CHECK STATUS	CHECK AMOUNT
000025	Clark Patterson Lee							
I-41	Clark Patterson Lee	D	10/08/2014			000000		
100 7000.521100.01	Official/Admin Svcs	Clark Patterson Lee		108,405.29				108,405.29
000029	Low Engineers. LLC							
I-15047	Low Engineers. LLC	D	10/01/2014			000000		
100 4100.521100.01	Official/Admin Svcs	Low Engineers. LLC		21,250.00				
100 6200.521100.01	Official/Admin Svcs	Low Engineers. LLC		10,416.65				
560 4320.521100.01	Official/Admin Svcs	Low Engineers. LLC		10,000.00				41,666.65
000073	JAT Consulting Services, Inc							
I-34	JAT Consulting Services, Inc	D	10/01/2014			000000		
100 1511.521100.01	Official/Admin Svcs	JAT Consulting Servi		104,166.42				104,166.42
000137	Medcom Services, Inc							
I-10/04/2014	Medcom Services, Inc	D	10/04/2014			000000		
100 0000.121300.16	Flex Spending Ded Payable	Medcom Services, Inc		145.39				145.39
000137	Medcom Services, Inc							
I-10/11/2014	Medcom Services, Inc	D	10/11/2014			000000		
100 0000.121300.16	Flex Spending Ded Payable	Medcom Services, Inc		362.30				362.30
000137	Medcom Services, Inc							
I-10/25/2014	Medcom Services, Inc	D	10/25/2014			000000		
100 0000.121300.16	Flex Spending Ded Payable	Medcom Services, Inc		687.83				687.83
000137	Medcom Services, Inc							
I-10/26/2014	Medcom Services, Inc	D	10/26/2014			000000		
100 0000.121300.16	Flex Spending Ded Payable	Medcom Services, Inc		636.67				636.67
000271	Georgia Bureau of Investigatio							
I-273-250468	Georgia Bureau of Investigatio	D	10/01/2014			000000		
100 3200.521300.00	Technical Svcs	Georgia Bureau of In		398.25				398.25
001480	Interdev, LLC							
I-11370	Interdev, LLC	D	10/01/2014			000000		
100 1535.521100.01	Official/Admin Svcs	Interdev, LLC		25,805.13				25,805.13
001551	Jacobs							
I-EEXF9502-FY14-10	Jacobs	D	10/01/2014			000000		
100 1570.521100.01	Official/Admin Svcs	Jacobs		24,915.25				24,915.25
001685	J.P. Morgan Chase Commercial C							
I-October 2014	J.P. Morgan Chase Commercial C	D	10/27/2014			000000		
100 0000.121110.00	PCard A/P Control	J.P. Morgan Chase Co		172,636.00				172,636.00

VENDOR SET: 01 City of Dunwoody, GA

BANK: 03 Suntrust Disbursement Acc

DATE RANGE:10/01/2014 THRU 10/31/2014

VENDOR I.D.	NAME	STATUS	CHECK DATE	AMOUNT	DISCOUNT	CHECK NO	CHECK STATUS	CHECK AMOUNT
000008	CIT Technology Fin Serv Inc							
I-25820745	CIT Technology Fin Serv Inc	R	10/17/2014			018477		
100 1565.522300.00	Rentals		CIT Technology Fin S	1,080.60				1,080.60
000021	Employment Screening Services							
I-216332	Employment Screening Services	R	10/17/2014			018478		
100 1540.521300.00	Technical Services		Employment Screening	159.50				159.50
000118	Peace Officers'							
I-October 2014	Peace Officers'	R	10/17/2014			018479		
100 0000.121300.15	POAB Deduction Payable		Peace Officers'	660.00				660.00
000126	Riverside Manufacturing Compan							
I-5364318001	Riverside Manufacturing Compan	R	10/17/2014			018480		
100 3200.531100.03	Supplies-Uniforms		Riverside Manufactur	8.85				8.85
000129	Verizon Wireless							
I-9732020003	Verizon Wireless	R	10/17/2014			018481		
100 1110.523200.00	Communications		Verizon Wireless	60.86				
100 1110.523200.00	Communications		Verizon Wireless	38.01				
100 1320.523200.00	Communications		Verizon Wireless	136.88				
100 1330.523200.00	Communications		Verizon Wireless	90.88				
100 1511.523200.00	Communications		Verizon Wireless	97.13				
100 2650.523200.00	Communications		Verizon Wireless	60.61				
100 3200.523200.00	Communications		Verizon Wireless	5,911.60				
100 4100.523200.00	Communications		Verizon Wireless	98.62				
100 6200.523200.00	Communications		Verizon Wireless	38.01				6,532.60
000130	Translation Station, INC							
I-45258	Translation Station, INC	R	10/17/2014			018482		
100 2650.521300.00	Technical Svcs		Translation Station,	312.28				312.28
000138	Riley McLendon, LLC							
I-62443	Riley McLendon, LLC	R	10/17/2014			018483		
100 1530.521200.01	Prof Svcs-Legal		Riley McLendon, LLC	12,500.00				
I-62444	Riley McLendon, LLC	R	10/17/2014			018483		
100 1530.521200.02	Prof Svcs-Litigation		Riley McLendon, LLC	3,165.00				
I-62445	Riley McLendon, LLC	R	10/17/2014			018483		
100 2650.521200.03	Prof Svcs-Court Solicitor		Riley McLendon, LLC	9,050.00				
I-62446	Riley McLendon, LLC	R	10/17/2014			018483		
100 7000.521200.00	Prof Svcs		Riley McLendon, LLC	108.00				
I-62447	Riley McLendon, LLC	R	10/17/2014			018483		
350 4200.541400.00	Infrastructure		Riley McLendon, LLC	354.00				
I-62448	Riley McLendon, LLC	R	10/17/2014			018483		
560 4320.521200.09	Prof Svcs-Stormwater		Riley McLendon, LLC	336.50				25,513.50

VENDOR SET: 01 City of Dunwoody, GA
 BANK: 03 Suntrust Disbursement Acc
 DATE RANGE:10/01/2014 THRU 10/31/2014

VENDOR I.D.	NAME	STATUS	CHECK DATE	AMOUNT	DISCOUNT	CHECK NO	CHECK STATUS	CHECK AMOUNT
000149	AT&T							
I-Oct 2014	AT&T	R	10/17/2014			018484		
100 1535.523200.00	Communications	AT&T		115.41				115.41
000149	AT&T							
I-October 2014	AT&T	R	10/17/2014			018485		
100 1535.523200.00	Communications	AT&T		117.62				117.62
000150	Fidelity Security Life Insuran							
I-8883726	Fidelity Security Life Insuran	R	10/17/2014			018486		
100 0000.121300.12	EE-Vision Payable	Fidelity Security Li		397.72				397.72
000151	Wolfe, Timothy W.							
I-September 2014	Wolfe, Timothy W.	R	10/17/2014			018487		
100 2650.521200.00	Prof Svcs	Wolfe, Timothy W.		700.00				700.00
000156	Powell, Hugh R							
I-1971	Powell, Hugh R	R	10/17/2014			018488		
100 2650.521200.00	Prof Svcs	Powell, Hugh R		700.00				700.00
000160	Georgia Technology Authority							
I-924-660880914	Georgia Technology Authority	R	10/17/2014			018489		
100 3200.521300.00	Technical Svcs	Georgia Technology A		39.41				39.41
000163	Metro Materials Inc.							
I-35350	Metro Materials Inc.	R	10/17/2014			018490		
100 4200.531100.00	Supplies	Metro Materials Inc.		1,058.70				
I-35521	Metro Materials Inc.	R	10/17/2014			018490		
100 4200.531100.00	Supplies	Metro Materials Inc.		695.70				
I-36836	Metro Materials Inc.	R	10/17/2014			018490		
100 4200.531100.00	Supplies	Metro Materials Inc.		3,083.57				
I-36935	Metro Materials Inc.	R	10/17/2014			018490		
100 4200.531100.00	Supplies	Metro Materials Inc.		657.83				5,495.80
000165	Vulcan Materials Company							
I-21212009304	Vulcan Materials Company	R	10/17/2014			018491		
560 4320.531100.00	Supplies	Vulcan Materials Com		573.75				
I-21212009364	Vulcan Materials Company	R	10/17/2014			018491		
100 4200.531100.00	Supplies	Vulcan Materials Com		349.00				
I-21212009434	Vulcan Materials Company	R	10/17/2014			018491		
560 4320.531100.00	Supplies	Vulcan Materials Com		573.75				
I-21212009500	Vulcan Materials Company	R	10/17/2014			018491		
100 4200.531100.00	Supplies	Vulcan Materials Com		349.00				
I-21212009609	Vulcan Materials Company	R	10/17/2014			018491		
560 4320.531100.00	Supplies	Vulcan Materials Com		401.25				
I-21212009825	Vulcan Materials Company	R	10/17/2014			018491		
100 4200.531100.00	Supplies	Vulcan Materials Com		660.00				
I-21212009880	Vulcan Materials Company	R	10/17/2014			018491		

VENDOR SET: 01 City of Dunwoody, GA
 BANK: 03 Suntrust Disbursement Acc
 DATE RANGE: 10/01/2014 THRU 10/31/2014

VENDOR I.D.	NAME	STATUS	CHECK DATE	AMOUNT	DISCOUNT	CHECK NO	CHECK STATUS	CHECK AMOUNT
000165	Vulcan Materials CompaCONT							
I-21212009880	Vulcan Materials Company	R	10/17/2014			018491		
100 4200.531100.00	Supplies		Vulcan Materials Com	437.50				
I-21212009938	Vulcan Materials Company	R	10/17/2014			018491		
560 4320.531100.00	Supplies		Vulcan Materials Com	656.25				4,000.50
000196	Georgia Management Agency, Inc							
I-58691	Georgia Management Agency, Inc	R	10/17/2014			018492		
100 4200.522200.03	R&M - Traffic Signals		Georgia Management A	16,297.32				
I-58731	Georgia Management Agency, Inc	R	10/17/2014			018492		
100 4200.522200.03	R&M - Traffic Signals		Georgia Management A	13,269.75				
I-58874	Georgia Management Agency, Inc	R	10/17/2014			018492		
350 4200.541400.00	Infrastructure		Georgia Management A	2,408.75				
I-58892	Georgia Management Agency, Inc	R	10/17/2014			018492		
100 4200.522200.02	R&M - Street Maintenance		Georgia Management A	3,500.00				
I-58893	Georgia Management Agency, Inc	R	10/17/2014			018492		
350 4200.541400.00	Infrastructure		Georgia Management A	4,338.00				
I-58894	Georgia Management Agency, Inc	R	10/17/2014			018492		
100 4200.522200.02	R&M - Street Maintenance		Georgia Management A	53,306.60				
560 4320.522200.00	Repairs & Maintenance		Georgia Management A	26,949.35				
I-58895	Georgia Management Agency, Inc	R	10/17/2014			018492		
100 4200.522200.03	R&M - Traffic Signals		Georgia Management A	12,848.08				
I-58896	Georgia Management Agency, Inc	R	10/17/2014			018492		
100 4200.522200.02	R&M - Street Maintenance		Georgia Management A	2,563.00				135,480.85
000206	Georgia Power							
I-09153-15043-Sept14	Georgia Power	R	10/17/2014			018493		
100 6200.531230.00	Utilities		Georgia Power	23.96				23.96
000206	Georgia Power							
I-15158-51225/Sep 14	Georgia Power	R	10/17/2014			018494		
100 6200.531230.00	Utilities		Georgia Power	256.97				256.97
000206	Georgia Power							
I-24953-72008/Sep 14	Georgia Power	R	10/17/2014			018495		
100 6200.531230.00	Utilities		Georgia Power	121.55				121.55
000206	Georgia Power							
I-26354-99019/Jun 14	Georgia Power	R	10/17/2014			018496		
100 6200.531230.00	Utilities		Georgia Power	23.72				23.72
000206	Georgia Power							
I-September 2014	Georgia Power	R	10/17/2014			018497		
100 4100.531230.00	Electricity		Georgia Power	38,433.75				
100 6200.531230.00	Utilities		Georgia Power	7,564.74				45,998.49

VENDOR SET: 01 City of Dunwoody, GA
 BANK: 03 Suntrust Disbursement Acc
 DATE RANGE: 10/01/2014 THRU 10/31/2014

VENDOR I.D.	NAME	STATUS	CHECK DATE	AMOUNT	DISCOUNT	CHECK NO	CHECK STATUS	CHECK AMOUNT
000210	Rotary Club of Dunwoody, GA In							
I-3139	Rotary Club of Dunwoody, GA In	R	10/17/2014			018498		
100 3200.523600.00	Dues & Fees		Rotary Club of Dunwo	425.00				
I-3165	Rotary Club of Dunwoody, GA In	R	10/17/2014			018498		
100 1110.523600.00	Dues & Fees		Rotary Club of Dunwo	425.00				850.00
000211	GIRMA							
I-214340	GIRMA	R	10/17/2014			018499		
100 3200.523100.01	Claims		GIRMA	1,305.32				1,305.32
000226	FBI CAAA							
I-Winter Training Co	FBI CAAA	R	10/17/2014			018500		
100 3200.523700.00	Education & Training		FBI CAAA	50.00				50.00
000245	FedEx							
I-2-760-66926	FedEx	R	10/17/2014			018501		
100 3200.523200.00	Communications		FedEx	17.38				17.38
000262	Dunwoody Chamber of Commerce I							
I-5877 (2)	Dunwoody Chamber of Commerce I	R	10/17/2014			018502		
100 7500.523300.00	Advertising		Dunwoody Chamber of	1,275.00				1,275.00
000269	DeKalb County Georgia							
I-6305611-Sept 2014	DeKalb County Georgia	R	10/17/2014			018503		
100 6200.531230.00	Utilities		DeKalb County Georgi	71.43				
I-6305622-Sept 2014	DeKalb County Georgia	R	10/17/2014			018503		
100 6200.531230.00	Utilities		DeKalb County Georgi	289.81				
I-6305655-Sept 2014	DeKalb County Georgia	R	10/17/2014			018503		
100 6200.531230.00	Utilities		DeKalb County Georgi	80.95				
I-6305677-Sept 2014	DeKalb County Georgia	R	10/17/2014			018503		
100 6200.531230.00	Utilities		DeKalb County Georgi	525.74				
I-6305688-Sept 2014	DeKalb County Georgia	R	10/17/2014			018503		
100 6200.531230.00	Utilities		DeKalb County Georgi	30.28				998.21
000284	Aflac							
I-173042	Aflac	R	10/17/2014			018504		
100 0000.121300.18	AFLAC Deductions Payable		Aflac	1,353.40				1,353.40
000307	DeKalb County District Attorne							
I-14CV8464-9 (2)	DeKalb County District Attorne	R	10/17/2014			018505		
212 0000.351320.00	Cash Confiscation		DeKalb County Distri	326.10				326.10
000331	Tyler Technologies, Inc							
I-025-105211	Tyler Technologies, Inc	R	10/17/2014			018506		
100 1512.522200.00	Repairs & Maintenance		Tyler Technologies,	689.06				
I-025-105648	Tyler Technologies, Inc	R	10/17/2014			018506		
100 2650.522200.00	Repairs & Maintenance		Tyler Technologies,	200.00				
I-025-107075	Tyler Technologies, Inc	R	10/17/2014			018506		

VENDOR SET: 01 City of Dunwoody, GA

BANK: 03 Suntrust Disbursement Acc

DATE RANGE:10/01/2014 THRU 10/31/2014

VENDOR I.D.	NAME	STATUS	CHECK DATE	AMOUNT	DISCOUNT	CHECK NO	CHECK STATUS	CHECK AMOUNT
000331	Tyler Technologies, InCONT							
I-025-107075	Tyler Technologies, Inc	R	10/17/2014			018506		
100 2650.522200.00	Repairs & Maintenance	Tyler Technologies,		1,071.00				1,960.06
001023	Victoria Clearfield							
I-September 2014	Victoria Clearfield	R	10/17/2014			018507		
100 2650.521300.00	Technical Svcs	Victoria Clearfield		1,320.00				1,320.00
001086	Schiff Hardin LLP							
I-1920518	Schiff Hardin LLP	R	10/17/2014			018508		
100 1530.521200.02	Prof Svcs-Litigation	Schiff Hardin LLP		3,254.05				3,254.05
001103	Dated Events LLC							
I-214142-CB	Dated Events LLC	R	10/17/2014			018509		
100 2650.531100.00	Supplies	Dated Events LLC		243.30				
I-214142-CC	Dated Events LLC	R	10/17/2014			018509		
100 4100.531100.00	Supplies	Dated Events LLC		104.69				
100 1330.531100.00	Supplies	Dated Events LLC		106.38				
100 2650.531100.00	Supplies	Dated Events LLC		300.74				
I-214142-CJ	Dated Events LLC	R	10/17/2014			018509		
100 1511.531100.00	Supplies	Dated Events LLC		497.30				1,252.41
001136	Sky Design							
I-0040416	Sky Design	R	10/17/2014			018510		
350 4200.521200.00	Professional Services	Sky Design		198.52				198.52
001187	APG PCE, LLC							
I-Sept 2014/PC41-100	APG PCE, LLC	R	10/17/2014			018511		
100 1565.531230.00	Electricity	APG PCE, LLC		2,370.88				2,370.88
001221	CSU Command College							
I-Internal Affairs	CSU Command College	R	10/17/2014			018512		
100 3200.523700.00	Education & Training	CSU Command College		950.00				950.00
001272	Thomson West							
I-830392108	Thomson West	R	10/17/2014			018513		
100 2650.531400.00	Books & Periodicals	Thomson West		418.50				418.50
001275	LMI Systems, Inc							
I-1047934	LMI Systems, Inc	R	10/17/2014			018514		
100 6200.522200.06	R&M-Parks	LMI Systems, Inc		1,917.86				
I-1048140	LMI Systems, Inc	R	10/17/2014			018514		
100 6200.522200.06	R&M-Parks	LMI Systems, Inc		360.40				
I-1048439	LMI Systems, Inc	R	10/17/2014			018514		
100 6200.522200.06	R&M-Parks	LMI Systems, Inc		506.80				2,785.06

VENDOR SET: 01 City of Dunwoody, GA

BANK: 03 Suntrust Disbursement Acc

DATE RANGE:10/01/2014 THRU 10/31/2014

VENDOR I.D.	NAME	STATUS	CHECK DATE	AMOUNT	DISCOUNT	CHECK NO	CHECK STATUS	CHECK AMOUNT
001277	Allied Paving Contractors, Inc							
I-6486	Allied Paving Contractors, Inc	R	10/17/2014			018515		
350 4200.522200.00	Repairs & Maintenance	Allied Paving Contra		143,954.48				143,954.48
001281	Phase 3 Marketing & Communicat							
I-0069253-IN	Phase 3 Marketing & Communicat	R	10/17/2014			018516		
100 1570.521200.00	Professional Services	Phase 3 Marketing &		2,910.66				2,910.66
001282	United Maintenance, Inc.							
I-218094	United Maintenance, Inc.	R	10/17/2014			018517		
100 6200.522200.06	R&M-Parks	United Maintenance,		1,513.00				1,513.00
001316	Lose and Associates							
I-20140954	Lose and Associates	R	10/17/2014			018518		
350 6200.541200.00	Site improvements	Lose and Associates		6,528.85				6,528.85
001328	LexisNexis Risk Data Managemen							
I-1502895-20140930	LexisNexis Risk Data Managemen	R	10/17/2014			018519		
100 1511.521300.00	Technical Services	LexisNexis Risk Data		50.00				50.00
001333	E. Harriman Construction, Inc.							
I-1006-14	E. Harriman Construction, Inc.	R	10/17/2014			018520		
350 1565.541300.00	Buildings	E. Harriman Construc		12,981.00				12,981.00
001345	JEL Consulting Group, LLC							
I-207	JEL Consulting Group, LLC	R	10/17/2014			018521		
100 7500.521200.00	Professional Services	JEL Consulting Group		2,500.00				2,500.00
001385	Wolverton and Associates, Inc.							
I-39432	Wolverton and Associates, Inc.	R	10/17/2014			018522		
350 4200.541400.00	Infrastructure	Wolverton and Associ		12,839.61				12,839.61
001414	Geo-Hydro Engineers, Inc.							
I-48271	Geo-Hydro Engineers, Inc.	R	10/17/2014			018523		
350 6200.541200.00	Site improvements	Geo-Hydro Engineers,		3,500.00				3,500.00
001421	Chattahoochee River 911 Author							
I-Sept 2014 (2)	Chattahoochee River 911 Author	R	10/17/2014			018524		
215 3800.571000.00	Intergovernmental-E911	Chattahoochee River		4,166.67				4,166.67
001426	A&A Plumbing							
I-469	A&A Plumbing	R	10/17/2014			018525		
100 6200.522200.06	R&M-Parks	A&A Plumbing		1,250.00				1,250.00

VENDOR SET: 01 City of Dunwoody, GA

BANK: 03 Suntrust Disbursement Acc

DATE RANGE:10/01/2014 THRU 10/31/2014

VENDOR I.D.	NAME	STATUS	CHECK DATE	AMOUNT	DISCOUNT	CHECK NO	CHECK STATUS	CHECK AMOUNT
001430	John Deere Landscapes, Inc							
I-67296699	John Deere Landscapes, Inc	R	10/17/2014			018526		
100 6200.531100.00	Supplies		John Deere Landscape	1,901.00				1,901.00
001444	Kenneth Wickham							
I-9/24/14	Kenneth Wickham	R	10/17/2014			018527		
100 2650.521200.00	Prof Svcs		Kenneth Wickham	350.00				
I-9/24/14 & 10/1/14	Kenneth Wickham	R	10/17/2014			018527		
100 2650.521200.00	Prof Svcs		Kenneth Wickham	700.00				1,050.00
001492	James Duncan and Associates, I							
I-386-14-03	James Duncan and Associates, I	R	10/17/2014			018528		
100 7000.521200.00	Prof Svcs		James Duncan and Ass	7,840.00				7,840.00
001493	Entek							
I-24317	Entek	R	10/17/2014			018529		
100 1565.522200.00	Repairs & Maintenance		Entek	619.00				619.00
001504	American Engineers, Inc							
I-94535	American Engineers, Inc	R	10/17/2014			018530		
350 4200.541400.00	Infrastructure		American Engineers,	20,000.00				20,000.00
001557	Enterprise Leasing Company of							
I-7ZFB5S	Enterprise Leasing Company of	R	10/17/2014			018531		
100 3200.531100.01	Supplies-Explorer Program		Enterprise Leasing C	538.01				
I-88MWQF	Enterprise Leasing Company of	R	10/17/2014			018531		
100 3200.522300.00	Rentals		Enterprise Leasing C	48.20				586.21
001565	Georgia Development Partners,							
I-GDP09222014-01	Georgia Development Partners,	R	10/17/2014			018532		
100 6200.522200.06	R&M-Parks		Georgia Development	1,285.00				1,285.00
001605	Planners & Engineers Collabora							
I-32301	Planners & Engineers Collabora	R	10/17/2014			018533		
100 4200.522200.05	R&M - Right of Way Maint		Planners & Engineers	1,404.55				1,404.55
001617	Johnson Landscape, Inc. dba Ve							
I-CSTEE00090028-8	Johnson Landscape, Inc. dba Ve	R	10/17/2014			018534		
350 4200.541400.00	Infrastructure		Johnson Landscape, I	107,591.18				107,591.18
001650	American United Life Insurance							
I-20140901AR01	American United Life Insurance	R	10/17/2014			018535		
100 1540.512900.00	Other Employment Benefits		American United Life	312.50				312.50

VENDOR SET: 01 City of Dunwoody, GA

BANK: 03 Suntrust Disbursement Acc

DATE RANGE:10/01/2014 THRU 10/31/2014

VENDOR I.D.	NAME	STATUS	CHECK DATE	AMOUNT	DISCOUNT	CHECK NO	CHECK STATUS	CHECK AMOUNT
001652	Tople Construction & Engineeri							
I-Pay 2 Retainage	Tople Construction & Engineeri	R	10/17/2014			018536		
350 4200.541400.00	Infrastructure			Tople Construction &	9,276.35			9,276.35
001659	Fisher & Phillips							
I-29769-880057	Fisher & Phillips	R	10/17/2014			018537		
100 1540.523700.00	Education & Training			Fisher & Phillips	400.00			400.00
001675	The Law Offices of Matthew W.							
I-Antoinette Gonzale	The Law Offices of Matthew W.	R	10/17/2014			018538		
100 2650.521200.04	Prof Svcs-Public Defender			The Law Offices of M	90.00			
I-Skylar Jones	The Law Offices of Matthew W.	R	10/17/2014			018538		
100 2650.521200.04	Prof Svcs-Public Defender			The Law Offices of M	60.00			150.00
001681	Amec Environment & Infrastruct							
I-H07101465	Amec Environment & Infrastruct	R	10/17/2014			018539		
350 4200.541400.00	Infrastructure			Amec Environment & I	225.00			225.00
001690	Oldcastle Precast Inc.							
I-410126773	Oldcastle Precast Inc.	R	10/17/2014			018540		
560 4320.531100.00	Supplies			Oldcastle Precast In	546.45			546.45
001712	Mulkey, Inc.							
I-2014066.00-1	Mulkey, Inc.	R	10/17/2014			018541		
350 4200.541400.00	Infrastructure			Mulkey, Inc.	6,645.00			6,645.00
001719	Perimeter Community Improvemen							
I-PCID 2014-01(2)(4)	Perimeter Community Improvemen	R	10/17/2014			018542		
250 4002.522200.12	Repairs & Maintenance - PTO			Perimeter Community	39,292.62			
I-PCID 2014-01(5)	Perimeter Community Improvemen	R	10/17/2014			018542		
250 4002.522200.12	Repairs & Maintenance - PTO			Perimeter Community	61,085.77			100,378.39
001731	David Zagoria							
I-Robert Arnau	David Zagoria	R	10/17/2014			018543		
100 2650.521200.04	Prof Svcs-Public Defender			David Zagoria	190.00			190.00
001739	Kelly Michael Hundley, LLC							
I-161	Kelly Michael Hundley, LLC	R	10/17/2014			018544		
100 1530.521200.02	Prof Svcs-Litigation			Kelly Michael Hundle	435.00			435.00
001756	Georgia Snacks							
I-112	Georgia Snacks	R	10/17/2014			018545		
100 1540.512900.00	Other Employment Benefits			Georgia Snacks	1,000.00			1,000.00

VENDOR SET: 01 City of Dunwoody, GA
 BANK: 03 Suntrust Disbursement Acc
 DATE RANGE:10/01/2014 THRU 10/31/2014

VENDOR I.D.	NAME	STATUS	CHECK DATE	AMOUNT	DISCOUNT	CHECK NO	CHECK STATUS	CHECK AMOUNT
001772	RDS							
I-1452	RDS	R	10/17/2014			018546		
100 0000.316100.00	Business & Occupation Tax	RDS		981.42				981.42
001775	Tri Scapes, Inc.							
I-14-1820 Pay 6	Tri Scapes, Inc.	R	10/17/2014			018547		
350 6200.541200.00	Site improvements	Tri Scapes, Inc.		13,238.90				13,238.90
001787	Optech RWM, LLC							
I-D0914	Optech RWM, LLC	R	10/17/2014			018548		
100 6200.522200.06	R&M-Parks	Optech RWM, LLC		19,179.50				
100 4100.521200.10	Tree Fund Expenses	Optech RWM, LLC		1,600.00				
100 4200.522200.05	R&M - Right of Way Maint	Optech RWM, LLC		1,666.66				22,446.16
001799	Colliers International - Atlan							
I-October 2014	Colliers International - Atlan	R	10/17/2014			018549		
100 0000.381100.00	Rental Commissions	Colliers Internation		362.25				362.25
001820	Sharon Dickson, LLC							
I-Sept 2014	Sharon Dickson, LLC	R	10/17/2014			018550		
100 2650.521200.03	Prof Svcs-Court Solicitor	Sharon Dickson, LLC		700.00				700.00
001824	Veith Traffic Services, LLC							
I-3011-5	Veith Traffic Services, LLC	R	10/17/2014			018551		
100 4200.522200.03	R&M - Traffic Signals	Veith Traffic Servic		400.00				400.00
001825	Randstad US LP							
I-R16649427	Randstad US LP	R	10/17/2014			018552		
100 7000.522200.00	Repairs & Maintenance	Randstad US LP		500.00				
I-R16681520	Randstad US LP	R	10/17/2014			018552		
100 7000.522200.00	Repairs & Maintenance	Randstad US LP		287.50				787.50
001833	Marny Heit							
I-Delali Tsaku	Marny Heit	R	10/17/2014			018553		
100 2650.521200.04	Prof Svcs-Public Defender	Marny Heit		190.00				
I-Olivia Bacon	Marny Heit	R	10/17/2014			018553		
100 2650.521200.04	Prof Svcs-Public Defender	Marny Heit		190.00				380.00
1	Celia Evangelista							
I-Celia Evangelista	Celia Evangelista:	R	10/17/2014			018554		
100 0000.347900.00	Pavilion Rentals	Celia Evangelista:		200.00				200.00
1	DREAM							
I-DREAM	DREAM:	R	10/17/2014			018555		
100 0000.347900.00	Pavilion Rentals	DREAM:		800.00				800.00

VENDOR SET: 01 City of Dunwoody, GA
 BANK: 03 Suntrust Disbursement Acc
 DATE RANGE:10/01/2014 THRU 10/31/2014

VENDOR I.D.	NAME	STATUS	CHECK DATE	AMOUNT	DISCOUNT	CHECK NO	CHECK STATUS	CHECK AMOUNT
1	Dunwoody Woman's Club							
I-Dunwoody Womans	Dunwoody Woman's Club:	R	10/17/2014			018556		
100 0000.127103.00	Special Event Sign Dep PayableDunwoody Woman's Clu			100.00				100.00
1	Georgia TAC Association							
I-Georgia TAC Associ	Georgia TAC Association:	R	10/17/2014			018557		
100 2650.523700.00	Education & Training Georgia TAC Associat			20.00				20.00
1	Michael Starling							
I-Michael Starling-5	Michael Starling:	R	10/17/2014			018558		
100 7500.523500.00	Travel Michael Starling:			2.45				
100 7500.531300.00	Food Michael Starling:			141.54				
100 7500.523600.00	Dues & Fees Michael Starling:			879.00				1,022.99
1	Rutherford Co. Sheriff's Offi							
I-Rutherford Sheriff	Rutherford Co. Sheriff's Offi:	R	10/17/2014			018559		
100 3200.523700.00	Education & Training Rutherford Co. Sheri			800.00				800.00
1	Thomson Reuters							
I-Thomson Reuters	Thomson Reuters:	R	10/17/2014			018560		
100 2650.531400.00	Books & Periodicals Thomson Reuters:			190.00				190.00
1	Toni McAlister							
I-Toni McAlister	Toni McAlister:	R	10/17/2014			018561		
100 0000.347900.00	Pavilion Rentals Toni McAlister:			400.00				400.00
1	Toni McAlister							
I-Toni McAlister (2)	Toni McAlister:	R	10/17/2014			018562		
100 0000.127103.00	Special Event Sign Dep PayableToni McAlister:			100.00				100.00
1	TransUnion							
I-TransUnion	TransUnion:	R	10/17/2014			018563		
100 0000.347900.00	Pavilion Rentals TransUnion:			200.00				200.00
1	Wayne McPherson Jr							
I-Wayne McPherson	Wayne McPherson Jr:	R	10/17/2014			018564		
100 0000.347900.00	Pavilion Rentals Wayne McPherson Jr:			200.00				200.00
001385	Wolverton and Associates, Inc.							
I-39426	Survey/Construction Plan	R	10/17/2014			018565		
350 4200.541400.00	Infrastructure Survey/Construction			2,052.66				2,052.66
001472	Inland Waters Pollution Contro							
I-42601700CB-001	5169 LAKESPRINGS CT	R	10/17/2014			018566		
560 4320.522200.00	Repairs & Maintenance 5169 LAKESPRINGS CT			27,151.80				
I-42601700CB-002	5169 LAKESPRINGS CT 24"	R	10/17/2014			018566		
560 4320.522200.00	Repairs & Maintenance 5169 LAKESPRINGS CT			66,045.10				93,196.90

VENDOR SET: 01 City of Dunwoody, GA
 BANK: 03 Suntrust Disbursement Acc
 DATE RANGE: 10/01/2014 THRU 10/31/2014

VENDOR I.D.	NAME	STATUS	CHECK DATE	AMOUNT	DISCOUNT	CHECK NO	CHECK STATUS	CHECK AMOUNT
001517	Southern Premier Contractors,							
I-DUN-228	Delverton Drive Box Cul	R	10/17/2014			018567		
560 4320.522200.00	Repairs & Maintenance		Delverton Drive Box	109,092.58				
560 4320.522200.00	Repairs & Maintenance		Delverton Drive Box	8,946.29				118,038.87
001026	Guardian - Appleton							
I-November 2014	Guardian - Appleton	R	10/21/2014			018568		
100 1110.512100.00	Group Insurance		Guardian - Appleton	296.40				
100 1330.512100.00	Group Insurance		Guardian - Appleton	71.67				
100 1511.512100.00	Group Insurance		Guardian - Appleton	131.09				
100 2650.512100.00	Group Insurance		Guardian - Appleton	162.10				
100 3200.512100.00	Group Insurance		Guardian - Appleton	4,322.79				
100 4100.512100.00	Group Insurance		Guardian - Appleton	131.09				
I-October 2014	Guardian - Appleton	R	10/21/2014			018568		
100 1110.512100.00	Group Insurance		Guardian - Appleton	296.40				
100 1330.512100.00	Group Insurance		Guardian - Appleton	71.67				
100 1511.512100.00	Group Insurance		Guardian - Appleton	131.09				
100 2650.512100.00	Group Insurance		Guardian - Appleton	162.10				
100 3200.512100.00	Group Insurance		Guardian - Appleton	4,035.23				
100 4100.512100.00	Group Insurance		Guardian - Appleton	131.09				9,942.72
000008	CIT Technology Fin Serv Inc							
I-25963176	CIT Technology Fin Serv Inc	R	10/31/2014			018570		
100 1565.522300.00	Rentals		CIT Technology Fin S	733.00				733.00
000042	Atlanta Journal-Constitution							
I-70859340 (2014)	Atlanta Journal-Constitution	R	10/31/2014			018571		
100 1330.531400.00	Books & Periodicals		Atlanta Journal-Cons	277.90				277.90
000061	Blue Cross Blue Shield							
I-000521205G	Blue Cross Blue Shield	R	10/31/2014			018572		
100 1110.512100.00	Group Insurance		Blue Cross Blue Shie	3,617.76				
100 1330.512100.00	Group Insurance		Blue Cross Blue Shie	1,015.98				
100 1511.512100.00	Group Insurance		Blue Cross Blue Shie	1,475.59				
100 2650.512100.00	Group Insurance		Blue Cross Blue Shie	1,970.94				
100 3200.512100.00	Group Insurance		Blue Cross Blue Shie	57,569.05				
100 4100.512100.00	Group Insurance		Blue Cross Blue Shie	1,475.59				67,124.91
000074	Standard Insurance							
I-November 2014	Standard Insurance	R	10/31/2014			018573		
100 1320.512100.00	Group Insurance		Standard Insurance	81.94				
100 1330.512100.00	Group Insurance		Standard Insurance	102.93				
100 1511.512100.00	Group Insurance		Standard Insurance	156.35				
100 4100.512100.00	Group Insurance		Standard Insurance	131.48				
100 2650.512100.00	Group Insurance		Standard Insurance	184.35				
100 3200.512100.00	Group Insurance		Standard Insurance	4,030.75				4,687.80

VENDOR SET: 01 City of Dunwoody, GA

BANK: 03 Suntrust Disbursement Acc

DATE RANGE:10/01/2014 THRU 10/31/2014

VENDOR I.D.	NAME	STATUS	CHECK DATE	AMOUNT	DISCOUNT	CHECK NO	CHECK STATUS	CHECK AMOUNT
000088	Dekalb County Tax Commissioner							
I-18 344 01 009	Dekalb County Tax Commissioner	R	10/31/2014			018574		
100 6200.531230.00	Utilities		Dekalb County Tax Co	1,963.33				1,963.33
000094	WEX BANK							
I-38439949	WEX BANK	R	10/31/2014			018575		
100 3200.531270.00	Gasoline		WEX BANK	1,272.79				1,272.79
000149	AT&T							
I-Nov 2014	AT&T	R	10/31/2014			018576		
100 1535.523200.00	Communications		AT&T	141.38				141.38
000163	Metro Materials Inc.							
I-37005	Metro Materials Inc.	R	10/31/2014			018577		
100 4200.531100.00	Supplies		Metro Materials Inc.	384.00				
I-37090	Metro Materials Inc.	R	10/31/2014			018577		
100 4200.531100.00	Supplies		Metro Materials Inc.	343.07				
I-37164	Metro Materials Inc.	R	10/31/2014		33.98CR	018577		
100 4200.531100.00	Supplies		Metro Materials Inc.	1,665.04				2,392.11
000165	Vulcan Materials Company							
I-21212010158	Vulcan Materials Company	R	10/31/2014			018578		
100 4200.531100.00	Supplies		Vulcan Materials Com	520.00				
I-21212010426	Vulcan Materials Company	R	10/31/2014			018578		
560 4320.531100.00	Supplies		Vulcan Materials Com	875.00				
I-21212010474	Vulcan Materials Company	R	10/31/2014			018578		
560 4320.531100.00	Supplies		Vulcan Materials Com	491.25				
I-21212010475	Vulcan Materials Company	R	10/31/2014			018578		
560 4320.531100.00	Supplies		Vulcan Materials Com	321.75				
I-21212010539	Vulcan Materials Company	R	10/31/2014			018578		
560 4320.531100.00	Supplies		Vulcan Materials Com	401.25				
I-21212010540	Vulcan Materials Company	R	10/31/2014			018578		
100 4200.531100.00	Supplies		Vulcan Materials Com	340.50				
I-21212010541	Vulcan Materials Company	R	10/31/2014			018578		
100 4200.531100.00	Supplies		Vulcan Materials Com	520.00				3,469.75
000196	Georgia Management Agency, Inc							
I-58907	Georgia Management Agency, Inc	R	10/31/2014			018579		
100 4200.522200.03	R&M - Traffic Signals		Georgia Management A	2,810.00				2,810.00
000206	Georgia Power							
I-020390028 DVP	Georgia Power	R	10/31/2014			018580		
350 4200.541400.00	Infrastructure		Georgia Power	171,643.06				171,643.06

VENDOR SET: 01 City of Dunwoody, GA

BANK: 03 Suntrust Disbursement Acc

DATE RANGE:10/01/2014 THRU 10/31/2014

VENDOR I.D.	NAME	STATUS	CHECK DATE	AMOUNT	DISCOUNT	CHECK NO	CHECK STATUS	CHECK AMOUNT
000206	Georgia Power							
I-09153-15043 Oct 14	Georgia Power	R	10/31/2014			018581		
100 6200.531230.00	Utilities	Georgia Power		24.38				24.38
000229	Sungard Public Sector Inc							
I-89189	Sungard Public Sector Inc	R	10/31/2014			018582		
215 3800.523200.00	Communications	Sungard Public Secto		2,200.00				2,200.00
000269	DeKalb County Georgia							
I-6305611-Oct 2014	DeKalb County Georgia	R	10/31/2014			018583		
100 6200.531230.00	Utilities	DeKalb County Georgi		64.94				
I-630588-Oct 2014	DeKalb County Georgia	R	10/31/2014			018583		
100 6200.531230.00	Utilities	DeKalb County Georgi		32.37				97.31
001009	Kimley-Horn and Associates, In							
I-019124000-0914	Kimley-Horn and Associates, In	R	10/31/2014			018584		
350 4200.541400.00	Infrastructure	Kimley-Horn and Asso		2,029.24				
I-6161994	Kimley-Horn and Associates, In	R	10/31/2014			018584		
350 4200.522200.00	Repairs & Maintenance	Kimley-Horn and Asso		5,833.89				7,863.13
001045	Specialty Engraving, Inc							
I-239035	Specialty Engraving, Inc	R	10/31/2014			018585		
100 3200.531100.04	Supplies - Operating	Specialty Engraving,		18.50				18.50
001097	US Department of Homeland Secu							
I-SAVE-339048	US Department of Homeland Secu	R	10/31/2014			018586		
100 1516.521300.00	Technical Services	US Department of Hom		25.00				25.00
001136	Sky Design							
I-0040625	Sky Design	R	10/31/2014			018587		
350 4200.521200.00	Professional Services	Sky Design		2,238.85				2,238.85
001187	APG PCE, LLC							
I-PC41-100/Nov 2014	APG PCE, LLC	R	10/31/2014			018588		
100 0000.123310.00	Abated Rent	APG PCE, LLC		42,754.13				
100 1565.531230.00	Electricity	APG PCE, LLC		1,549.95				44,304.08
001277	Allied Paving Contractors, Inc							
I-6578	Allied Paving Contractors, Inc	R	10/31/2014			018589		
350 4200.522200.00	Repairs & Maintenance	Allied Paving Contra		82,431.10				82,431.10
001282	United Maintenance, Inc.							
I-218811	United Maintenance, Inc.	R	10/31/2014			018590		
100 6200.522200.06	R&M-Parks	United Maintenance,		200.00				200.00

VENDOR SET: 01 City of Dunwoody, GA

BANK: 03 Suntrust Disbursement Acc

DATE RANGE:10/01/2014 THRU 10/31/2014

VENDOR I.D.	NAME	STATUS	CHECK DATE	AMOUNT	DISCOUNT	CHECK NO	CHECK STATUS	CHECK AMOUNT
001333	E. Harriman Construction, Inc.							
I-1017-14	E. Harriman Construction, Inc.	R	10/31/2014			018591		
100 6200.522200.06	R&M-Parks	E. Harriman Construc		9,857.12				9,857.12
001414	Geo-Hydro Engineers, Inc.							
I-48327	Geo-Hydro Engineers, Inc.	R	10/31/2014			018592		
560 4320.522200.00	Repairs & Maintenance	Geo-Hydro Engineers,		515.00				515.00
001415	Rite Way							
I-362413	Rite Way	R	10/31/2014			018593		
100 6200.522200.06	R&M-Parks	Rite Way		1,621.32				
I-364214	Rite Way	R	10/31/2014			018593		
100 6200.522200.06	R&M-Parks	Rite Way		1,621.32				3,242.64
001421	Chattahoochee River 911 Author							
I-October 2014	Chattahoochee River 911 Author	R	10/31/2014			018594		
215 3800.571000.00	Intergovernmental-E911	Chattahoochee River		93,750.00				93,750.00
001429	Hardy Chevrolet							
I-201410142637	Hardy Chevrolet	R	10/31/2014			018595		
350 3200.542000.00	Machinery & Equipment	CHEVY TAHOES		290,050.00				290,050.00
001444	Kenneth Wickham							
I-10/15/2014	Kenneth Wickham	R	10/31/2014			018596		
100 2650.521200.00	Prof Svcs	Kenneth Wickham		350.00				350.00
001484	URS Corporation							
I-6051449	URS Corporation	R	10/31/2014			018597		
350 4200.541400.00	Infrastructure	URS Corporation		59,024.01				59,024.01
001496	Fisher Broyles							
I-55972	Fisher Broyles	R	10/31/2014			018598		
960 6200.541200.00	Site improvements	Fisher Broyles		511.00				511.00
001517	Southern Premier Contractors,							
I-DUN-227	2348 SANDELL DRIVE	R	10/31/2014			018599		
560 4320.522200.00	Repairs & Maintenance	2348 SANDELL DRIVE		4,407.50				4,407.50
001542	Southeastern Engineering Inc (
I-15295	CDR MS4 CROSS-SECTION ALT	R	10/31/2014			018600		
350 4200.541400.00	Infrastructure	CDR MS4 CROSS-SECTIO		4,272.75				
I-15296	Southeastern Engineering Inc (R	10/31/2014			018600		
350 4200.541400.00	Infrastructure	Southeastern Enginee		11,800.00				
I-15319	Southeastern Engineering Inc (R	10/31/2014			018600		
560 4320.522200.00	Repairs & Maintenance	Southeastern Enginee		850.00				16,922.75

VENDOR SET: 01 City of Dunwoody, GA
 BANK: 03 Suntrust Disbursement Acc
 DATE RANGE:10/01/2014 THRU 10/31/2014

VENDOR I.D.	NAME	STATUS	CHECK DATE	AMOUNT	DISCOUNT	CHECK NO	CHECK STATUS	CHECK AMOUNT
001565	Georgia Development Partners,							
I-WQ-015-01	VERMACK RD	R	10/31/2014			018601		
560 4320.522200.00	Repairs & Maintenance	VERMACK RD		27,393.42				
I-WQ-015-03	VERMACK RD	R	10/31/2014			018601		
560 4320.522200.00	Repairs & Maintenance	VERMACK RD		18,673.50				
560 4320.522200.00	Repairs & Maintenance	VERMACK RD		81,285.72				
I-WQ029-1	Georgia Development Partners,	R	10/31/2014			018601		
560 4320.522200.00	Repairs & Maintenance	Georgia Development		1,550.00				128,902.64
001656	De Lage Landen							
I-43183335	De Lage Landen	R	10/31/2014			018602		
100 3200.522300.00	Rentals	De Lage Landen		145.90				
I-43255897	De Lage Landen	R	10/31/2014			018602		
100 3200.522300.00	Rentals	De Lage Landen		304.00				449.90
001673	Aerial Innovations of Ga., Inc							
I-44453	Aerial Innovations of Ga., Inc	R	10/31/2014			018603		
100 7000.521300.00	Technical Svcs	Aerial Innovations o		94.50				
I-44454	Aerial Innovations of Ga., Inc	R	10/31/2014			018603		
100 7000.521300.00	Technical Svcs	Aerial Innovations o		91.50				
I-44544	Aerial Innovations of Ga., Inc	R	10/31/2014			018603		
100 7000.521300.00	Technical Svcs	Aerial Innovations o		94.50				
I-44545	Aerial Innovations of Ga., Inc	R	10/31/2014			018603		
100 7000.521300.00	Technical Svcs	Aerial Innovations o		91.50				372.00
001675	The Law Offices of Matthew W.							
I-D00029892	The Law Offices of Matthew W.	R	10/31/2014			018604		
100 2650.521200.04	Prof Svcs-Public Defender	The Law Offices of M		72.50				
I-D00032077	The Law Offices of Matthew W.	R	10/31/2014			018604		
100 2650.521200.04	Prof Svcs-Public Defender	The Law Offices of M		182.50				
I-D00032418	The Law Offices of Matthew W.	R	10/31/2014			018604		
100 2650.521200.04	Prof Svcs-Public Defender	The Law Offices of M		60.00				
I-D00032853	The Law Offices of Matthew W.	R	10/31/2014			018604		
100 2650.521200.04	Prof Svcs-Public Defender	The Law Offices of M		112.50				
I-D00032865	The Law Offices of Matthew W.	R	10/31/2014			018604		
100 2650.521200.04	Prof Svcs-Public Defender	The Law Offices of M		102.50				
I-D00033429	The Law Offices of Matthew W.	R	10/31/2014			018604		
100 2650.521200.04	Prof Svcs-Public Defender	The Law Offices of M		82.50				
I-D00033627	The Law Offices of Matthew W.	R	10/31/2014			018604		
100 2650.521200.04	Prof Svcs-Public Defender	The Law Offices of M		47.50				
I-D00033658	The Law Offices of Matthew W.	R	10/31/2014			018604		
100 2650.521200.04	Prof Svcs-Public Defender	The Law Offices of M		47.50				
I-D00034007	The Law Offices of Matthew W.	R	10/31/2014			018604		
100 2650.521200.04	Prof Svcs-Public Defender	The Law Offices of M		100.00				
I-D00034989	The Law Offices of Matthew W.	R	10/31/2014			018604		
100 2650.521200.04	Prof Svcs-Public Defender	The Law Offices of M		85.00				
I-D22826	The Law Offices of Matthew W.	R	10/31/2014			018604		
100 2650.521200.04	Prof Svcs-Public Defender	The Law Offices of M		60.00				952.50

VENDOR SET: 01 City of Dunwoody, GA

BANK: 03 Suntrust Disbursement Acc

DATE RANGE:10/01/2014 THRU 10/31/2014

VENDOR I.D.	NAME	STATUS	CHECK DATE	AMOUNT	DISCOUNT	CHECK NO	CHECK STATUS	CHECK AMOUNT
001690	Oldcastle Precast Inc.							
I-410127238	Oldcastle Precast Inc.	R	10/31/2014			018605		
560 4320.531100.00	Supplies	Oldcastle Precast In		862.45				862.45
001706	F.M. Shelton, Inc.							
I-15646	F.M. Shelton, Inc.	R	10/31/2014			018606		
560 4320.531100.00	Supplies	F.M. Shelton, Inc.		454.19				454.19
001712	Mulkey, Inc.							
I-2014066.00-2	Mulkey, Inc.	R	10/31/2014			018607		
350 4200.541400.00	Infrastructure	Mulkey, Inc.		2,350.00				2,350.00
001731	David Zagoria							
I-D00035853	David Zagoria	R	10/31/2014			018608		
100 2650.521200.04	Prof Svcs-Public Defender	David Zagoria		152.50				152.50
001732	AT&T Mobility Attn: Tina Fisch							
I-070155-0614	AT&T Mobility Attn: Tina Fisch	R	10/31/2014			018609		
215 3800.523200.00	Communications	AT&T Mobility Attn:		5,125.80				
I-070155-0714	AT&T Mobility Attn: Tina Fisch	R	10/31/2014			018609		
215 3800.523200.00	Communications	AT&T Mobility Attn:		6,797.70				11,923.50
001741	Craftsmen Business Interiors,							
I-2014-009-18	Craftsmen Business Interiors,	R	10/31/2014			018610		
100 1565.522200.00	Repairs & Maintenance	Craftsmen Business I		1,419.00				1,419.00
001746	Christopher Oquwndo Photograph							
I-1014-0642	Christopher Oquwndo Photograph	R	10/31/2014			018611		
100 1570.521200.00	Professional Services	Christopher Oquwndo		887.50				887.50
001758	Corporate Health Partners, LLC							
I-3567	Corporate Health Partners, LLC	R	10/31/2014			018612		
100 1540.512900.00	Other Employment Benefits	Corporate Health Par		1,825.33				1,825.33
001780	Partners Risk Services, LLC							
I-91826	Partners Risk Services, LLC	R	10/31/2014			018613		
100 6200.523100.00	Property/Liability Insurance	Partners Risk Servic		3,126.44				
I-91827	Partners Risk Services, LLC	R	10/31/2014			018613		
100 6200.523100.00	Property/Liability Insurance	Partners Risk Servic		1,812.72				4,939.16
001791	Presidio Network Solutions, In							
I-55503648	Presidio Network Solutions, In	R	10/31/2014			018614		
350 1535.522200.00	Repairs and Maintenance	Presidio Network Sol		185.00				
I-55504045	Presidio Network Solutions, In	R	10/31/2014			018614		
350 1535.522200.00	Repairs and Maintenance	Presidio Network Sol		694.38				
I-55504049	Presidio Network Solutions, In	R	10/31/2014			018614		
350 1535.522200.00	Repairs and Maintenance	Presidio Network Sol		1,850.00				2,729.38

VENDOR SET: 01 City of Dunwoody, GA

BANK: 03 Suntrust Disbursement Acc

DATE RANGE:10/01/2014 THRU 10/31/2014

VENDOR I.D.	NAME	STATUS	CHECK DATE	AMOUNT	DISCOUNT	CHECK NO	CHECK STATUS	CHECK AMOUNT
001814	PROSHOT CONCRETE, INC.							
I-1419-1	118 PERIMETER CENTER PKY	R	10/31/2014			018615		
560 4320.522200.00	Repairs & Maintenance		118 PERIMETER CENTER	91,563.00				91,563.00
001825	Randstad US LP							
I-R16713727	Randstad US LP	R	10/31/2014			018616		
100 7000.522200.00	Repairs & Maintenance		Randstad US LP	412.50				
I-R16746050	Randstad US LP	R	10/31/2014			018616		
100 7000.522200.00	Repairs & Maintenance		Randstad US LP	556.25				
I-R16779055	Randstad US LP	R	10/31/2014			018616		
100 7000.522200.00	Repairs & Maintenance		Randstad US LP	593.75				1,562.50
001831	CDI-Infrastructure, LLC dba L.							
I-527011	CDI-Infrastructure, LLC dba L.	R	10/31/2014			018617		
215 3800.523200.00	Communications		CDI-Infrastructure,	2,442.00				2,442.00
001833	Marny Heit							
I-D00028535	Marny Heit	R	10/31/2014			018618		
100 2650.521200.04	Prof Svcs-Public Defender		Marny Heit	120.00				
I-D00037191	Marny Heit	R	10/31/2014			018618		
100 2650.521200.04	Prof Svcs-Public Defender		Marny Heit	190.00				310.00
001838	Sustainable Water Planning & E							
I-1003	Sustainable Water Planning & E	R	10/31/2014			018619		
560 4320.522200.00	Repairs & Maintenance		Sustainable Water Pl	1,780.00				1,780.00
001839	OpenGov, Inc.							
I-1223	OpenGov, Inc.	R	10/31/2014			018620		
100 1511.521300.00	Technical Services		OpenGov, Inc.	2,172.00				2,172.00
001842	William H. Dodson, II, LLC							
I-D14-52710	William H. Dodson, II, LLC	R	10/31/2014			018621		
960 6200.541200.00	Site improvements		William H. Dodson, I	250.00				250.00
001843	American Court Reporting Compa							
I-14-1722	American Court Reporting Compa	R	10/31/2014			018622		
100 1530.521200.02	Prof Svcs-Litigation		American Court Repor	602.90				602.90
001846	Georgia Department of Transpor							
I-PI0010016-GRWalls	Georgia Department of Transpor	R	10/31/2014			018623		
350 4200.541400.00	Infrastructure		Georgia Department o	37,689.25				37,689.25
1	Dunwoody Gridiron Club							
I-001	Dunwoody Gridiron Club:	R	10/31/2014			018624		
100 3200.523300.00	Advertising		Dunwoody Gridiron Cl	250.00				250.00

VENDOR SET: 01 City of Dunwoody, GA

BANK: 03 Suntrust Disbursement Acc

DATE RANGE:10/01/2014 THRU 10/31/2014

VENDOR I.D.	NAME	STATUS	CHECK DATE	AMOUNT	DISCOUNT	CHECK NO	CHECK STATUS	CHECK AMOUNT
1	Bradley Ladenburger							
	I-Bradley Ladenburge	R	10/31/2014			018625		
	100 0000.342310.00		Bradley Ladenburger:	15.00				15.00
1	Sacramento State							
	I-Cert Registration	R	10/31/2014			018626		
	100 3200.523700.00		Sacramento State:	35.00				35.00
1	CSUS California State Univ							
	I-Crime Analyst Cert	R	10/31/2014			018627		
	100 3200.523700.00		CSUS California Stat	60.00				60.00
1	CSUS California State Univ							
	I-Criminal Invest	R	10/31/2014			018628		
	100 3200.523700.00		CSUS California Stat	60.00				60.00
1	Linda Boltersteon							
	I-Linda Bolterstein	R	10/31/2014			018629		
	100 0000.347900.00		Linda Boltersteon:	400.00				400.00
1	Matt Boettcher							
	I-Matt Boettcher	R	10/31/2014			018630		
	100 0000.347900.00		Matt Boettcher:	200.00				200.00
1	Matt Boettcher							
	I-Matt Boettcher (2)	R	10/31/2014			018631		
	100 0000.347900.00		Matt Boettcher:	300.00				300.00
1	Rachel Bembry							
	I-Rachel Bembry (2)	R	10/31/2014			018632		
	100 1516.531100.00		Rachel Bembry:	21.01				21.01
1	Rutherford Co. Sheriff's Offi							
	I-Rutherford County	R	10/31/2014			018633		
	100 3200.523700.00		Rutherford Co. Sheri	700.00				700.00

* * T O T A L S * *

	NO	INVOICE AMOUNT	DISCOUNTS	CHECK AMOUNT
REGULAR CHECKS:	156	2,142,229.58	33.98CR	2,142,195.60
HAND CHECKS:	0	0.00	0.00	0.00
DRAFTS:	11	479,825.18	0.00	479,825.18
EFT:	0	0.00	0.00	0.00
NON CHECKS:	0	0.00	0.00	0.00
VOID CHECKS:	0	VOID DEBITS 0.00		
		VOID CREDITS 0.00	0.00	0.00

TOTAL ERRORS: 0

VENDOR SET: 01 City of Dunwoody, GA
 BANK: 03 Suntrust Disbursement Acc
 DATE RANGE:10/01/2014 THRU 10/31/2014

** G/L ACCOUNT TOTALS **

G/L ACCOUNT	NAME	AMOUNT
100 0000.121110.00	PCard A/P Control	172,636.00
100 0000.121300.12	EE-Vision Payable	397.72
100 0000.121300.15	POAB Deduction Payable	660.00
100 0000.121300.16	Flex Spending Ded Payable	1,832.19
100 0000.121300.18	AFLAC Deductions Payable	1,353.40
100 0000.123310.00	Abated Rent	42,754.13
100 0000.127103.00	Special Event Sign Dep Payable	200.00
100 0000.316100.00	Business & Occupation Tax	981.42
100 0000.342310.00	Fingerprinting Fee	15.00
100 0000.347900.00	Pavilion Rentals	2,700.00
100 0000.381100.00	Rental Commissions	362.25
100 1110.512100.00	Group Insurance	4,210.56
100 1110.523200.00	Communications	98.87
100 1110.523600.00	Dues & Fees	425.00
100 1320.512100.00	Group Insurance	81.94
100 1320.523200.00	Communications	136.88
100 1330.512100.00	Group Insurance	1,262.25
100 1330.523200.00	Communications	90.88
100 1330.531100.00	Supplies	106.38
100 1330.531400.00	Books & Periodicals	277.90
100 1511.512100.00	Group Insurance	1,894.12
100 1511.521100.01	Official/Admin Svcs	104,166.42
100 1511.521300.00	Technical Services	2,222.00
100 1511.523200.00	Communications	97.13
100 1511.531100.00	Supplies	497.30
100 1512.522200.00	Repairs & Maintenance	689.06
100 1516.521300.00	Technical Services	25.00
100 1516.531100.00	Supplies	21.01
100 1530.521200.01	Prof Svcs-Legal	12,500.00
100 1530.521200.02	Prof Svcs-Litigation	7,456.95
100 1535.521100.01	Official/Admin Svcs	25,805.13
100 1535.523200.00	Communications	374.41
100 1540.512900.00	Other Employment Benefits	3,137.83
100 1540.521300.00	Technical Services	159.50
100 1540.523700.00	Education & Training	400.00
100 1565.522200.00	Repairs & Maintenance	2,038.00
100 1565.522300.00	Rentals	1,813.60
100 1565.531230.00	Electricity	3,920.83
100 1570.521100.01	Official/Admin Svcs	24,915.25
100 1570.521200.00	Professional Services	3,798.16
100 2650.512100.00	Group Insurance	2,479.49
100 2650.521200.00	Prof Svcs	2,800.00
100 2650.521200.03	Prof Svcs-Court Solicitor	9,750.00
100 2650.521200.04	Prof Svcs-Public Defender	2,135.00
100 2650.521300.00	Technical Svcs	1,632.28
100 2650.522200.00	Repairs & Maintenance	1,271.00

VENDOR SET: 01 City of Dunwoody, GA
 BANK: 03 Suntrust Disbursement Acc
 DATE RANGE: 10/01/2014 THRU 10/31/2014

** G/L ACCOUNT TOTALS **

G/L ACCOUNT	NAME	AMOUNT
100 2650.523200.00	Communications	60.61
100 2650.523700.00	Education & Training	20.00
100 2650.531100.00	Supplies	544.04
100 2650.531400.00	Books & Periodicals	608.50
100 3200.512100.00	Group Insurance	69,957.82
100 3200.521300.00	Technical Svcs	437.66
100 3200.522300.00	Rentals	498.10
100 3200.523100.01	Claims	1,305.32
100 3200.523200.00	Communications	5,928.98
100 3200.523300.00	Advertising	250.00
100 3200.523600.00	Dues & Fees	425.00
100 3200.523700.00	Education & Training	2,655.00
100 3200.531100.01	Supplies-Explorer Program	538.01
100 3200.531100.03	Supplies-Uniforms	8.85
100 3200.531100.04	Supplies - Operating	18.50
100 3200.531270.00	Gasoline	1,272.79
100 4100.512100.00	Group Insurance	1,869.25
100 4100.521100.01	Official/Admin Svcs	21,250.00
100 4100.521200.10	Tree Fund Expenses	1,600.00
100 4100.523200.00	Communications	98.62
100 4100.531100.00	Supplies	104.69
100 4100.531230.00	Electricity	38,433.75
100 4200.522200.02	R&M - Street Maintenance	59,369.60
100 4200.522200.03	R&M - Traffic Signals	45,625.15
100 4200.522200.05	R&M - Right of Way Maint	3,071.21
100 4200.531100.00	Supplies	11,063.91
100 6200.521100.01	Official/Admin Svcs	10,416.65
100 6200.522200.06	R&M-Parks	39,312.32
100 6200.523100.00	Property/Liability Insurance	4,939.16
100 6200.523200.00	Communications	38.01
100 6200.531100.00	Supplies	1,901.00
100 6200.531230.00	Utilities	11,074.17
100 7000.521100.01	Official/Admin Svcs	108,405.29
100 7000.521200.00	Prof Svcs	7,948.00
100 7000.521300.00	Technical Svcs	372.00
100 7000.522200.00	Repairs & Maintenance	2,350.00
100 7500.521200.00	Professional Services	2,500.00
100 7500.523300.00	Advertising	1,275.00
100 7500.523500.00	Travel	2.45
100 7500.523600.00	Dues & Fees	879.00
100 7500.531300.00	Food	141.54
	*** FUND TOTAL ***	905,152.19
212 0000.351320.00	Cash Confiscation	326.10
	*** FUND TOTAL ***	326.10

VENDOR SET: 01 City of Dunwoody, GA
 BANK: 03 Suntrust Disbursement Acc
 DATE RANGE:10/01/2014 THRU 10/31/2014

** G/L ACCOUNT TOTALS **

G/L ACCOUNT	NAME	AMOUNT
215 3800.523200.00	Communications	16,565.50
215 3800.571000.00	Intergovernmental-E911	97,916.67
	*** FUND TOTAL ***	114,482.17
250 4002.522200.12	Repairs & Maintenance - PTOP	100,378.39
	*** FUND TOTAL ***	100,378.39
350 1535.522200.00	Repairs and Maintenance	2,729.38
350 1565.541300.00	Buildings	12,981.00
350 3200.542000.00	Machinery & Equipment	290,050.00
350 4200.521200.00	Professional Services	2,437.37
350 4200.522200.00	Repairs & Maintenance	232,219.47
350 4200.541400.00	Infrastructure	454,538.86
350 6200.541200.00	Site improvements	23,267.75
	*** FUND TOTAL ***	1,018,223.83
560 4320.521100.01	Official/Admin Svcs	10,000.00
560 4320.521200.09	Prof Svcs-Stormwater	336.50
560 4320.522200.00	Repairs & Maintenance	466,203.26
560 4320.531100.00	Supplies	6,157.34
	*** FUND TOTAL ***	482,697.10
960 6200.541200.00	Site improvements	761.00
	*** FUND TOTAL ***	761.00

VENDOR SET: 01	BANK: 03	TOTALS:	NO	INVOICE AMOUNT	DISCOUNTS	CHECK AMOUNT
			167	2,622,054.76	33.98CR	2,622,020.78
BANK: 03	TOTALS:		167	2,622,054.76	33.98CR	2,622,020.78

VENDOR SET: 01 City of Dunwoody, GA
 BANK: 05 Suntrust Municipal Court
 DATE RANGE: 10/01/2014 THRU 10/31/2014

VENDOR I.D.	NAME	STATUS	CHECK DATE	AMOUNT	DISCOUNT	CHECK NO	CHECK STATUS	CHECK AMOUNT
1	Danielle Newsome							
I-Danielle Newsome 745 0000.121500.01	Danielle Newsome: Jail Bonds Payable	R	10/03/2014	805.00		202906		805.00
000116	DeKalb County Finance Dept.							
I-September 2014 745 0000.121800.00	DeKalb County Finance Dept. Due to State Agencies	R	10/17/2014	5,598.02		202907		5,598.02
000118	Peace Officers'							
I-Sept 2014 745 0000.121800.00	Peace Officers' Due to State Agencies	R	10/17/2014	6,175.61		202908		6,175.61
000146	GSCCCA							
I-September 2014 745 0000.121800.00	GSCCCA Due to State Agencies	R	10/17/2014	25,790.00		202909		25,790.00
000278	DeKalb State Court							
I-D00032396 745 0000.121500.01	DeKalb State Court Jail Bonds Payable	R	10/17/2014	400.00		202910		400.00
000278	DeKalb State Court							
I-D00035605-06 745 0000.121500.01	DeKalb State Court Jail Bonds Payable	R	10/17/2014	1,128.00		202911		1,128.00
000278	DeKalb State Court							
I-D00035658 745 0000.121500.01	DeKalb State Court Jail Bonds Payable	R	10/17/2014	350.00		202912		350.00
000278	DeKalb State Court							
I-D00035662-63 745 0000.121500.01	DeKalb State Court Jail Bonds Payable	R	10/17/2014	1,076.00		202913		1,076.00
000278	DeKalb State Court							
I-D00036445-46/38491 745 0000.121500.01	DeKalb State Court Jail Bonds Payable	R	10/17/2014	1,586.00		202914		1,586.00
000278	DeKalb State Court							
I-D00037748 745 0000.121500.01	DeKalb State Court Jail Bonds Payable	R	10/17/2014	350.00		202915		350.00
000278	DeKalb State Court							
I-D00037751-52 745 0000.121500.01	DeKalb State Court Jail Bonds Payable	R	10/17/2014	978.00		202916		978.00

VENDOR SET: 01 City of Dunwoody, GA

BANK: 05 Suntrust Municipal Court

DATE RANGE:10/01/2014 THRU 10/31/2014

VENDOR I.D.	NAME	STATUS	CHECK DATE	AMOUNT	DISCOUNT	CHECK NO	CHECK STATUS	CHECK AMOUNT
000278	DeKalb State Court							
I-D00037753-54	DeKalb State Court	R	10/17/2014			202917		
745 0000.121500.01	Jail Bonds Payable	DeKalb State Court		950.00				950.00
000278	DeKalb State Court							
I-D00038274	DeKalb State Court	R	10/17/2014			202918		
745 0000.121500.01	Jail Bonds Payable	DeKalb State Court		350.00				350.00
000278	DeKalb State Court							
I-D00038369	DeKalb State Court	R	10/17/2014			202919		
745 0000.121500.01	Jail Bonds Payable	DeKalb State Court		978.00				978.00
001062	DeKalb Co Drug Abuse Treatment							
I-September 2014	DeKalb Co Drug Abuse Treatment	R	10/17/2014			202920		
745 0000.121800.00	Due to State Agencies	DeKalb Co Drug Abuse		1,377.64				1,377.64
1	SHAIKH, ARSALAN BASHIR							
I-000201410102612	SHAIKH, ARSALAN BASHIR:	R	10/17/2014			202921		
745 0000.121500.01	Jail Bonds Payable	Bond Refund:10002		30.00				
745 0000.121500.01	Jail Bonds Payable	Bond Refund:10002		328.00				
745 0000.121500.01	Jail Bonds Payable	Bond Refund:1301		1,610.00				1,968.00
1	PONTON, JAMES T							
I-000201410102613	PONTON, JAMES T:	R	10/17/2014			202922		
745 0000.121500.01	Jail Bonds Payable	Bond Refund:D0003564		200.00				
745 0000.121500.01	Jail Bonds Payable	Bond Refund:D0003564		950.00				1,150.00
1	PATEL, SAGAR							
I-000201410102614	PATEL, SAGAR:	R	10/17/2014			202923		
745 0000.121500.01	Jail Bonds Payable	Cash Refund:D0002431		400.00				400.00
1	PINEDA-VEGA, CELENE							
I-000201410102615	PINEDA-VEGA, CELENE:	R	10/17/2014			202924		
745 0000.121500.01	Jail Bonds Payable	Bond Refund:D0003804		350.00				350.00
1	LEE, DANIELLE JAMIE							
I-000201410102616	LEE, DANIELLE JAMIE:	R	10/17/2014			202925		
745 0000.121500.01	Jail Bonds Payable	Bond Refund:D0002926		350.00				
745 0000.121500.01	Jail Bonds Payable	Bond Refund:D0002926		400.00				750.00
1	ALVARADO, JESSICA MICHELLE							
I-000201410102617	ALVARADO, JESSICA MICHELLE:	R	10/17/2014			202926		
745 0000.121500.01	Jail Bonds Payable	Bond Refund:D0003271		1,680.00				1,680.00

VENDOR SET: 01 City of Dunwoody, GA

BANK: 05 Suntrust Municipal Court

DATE RANGE:10/01/2014 THRU 10/31/2014

VENDOR I.D.	NAME	STATUS	CHECK DATE	AMOUNT	DISCOUNT	CHECK NO	CHECK STATUS	CHECK AMOUNT
1	ROBINSON, ALICE L							
I-000201410102618	ROBINSON, ALICE L:	R	10/17/2014			202927		
745 0000.121500.01	Jail Bonds Payable	Bond Refund:D0003495		325.00				325.00
1	KIM, YOUNG A							
I-000201410102619	KIM, YOUNG A:	R	10/17/2014			202928		
745 0000.121500.01	Jail Bonds Payable	Bond Refund:D0003593		604.00				604.00
1	OTERO, AISHA FELIPA							
I-000201410102620	OTERO, AISHA FELIPA:	R	10/17/2014			202929		
745 0000.121500.01	Jail Bonds Payable	Bond Refund:D0003599		350.00				350.00
1	JACKSON, CHARLES							
I-000201410102621	JACKSON, CHARLES:	R	10/17/2014			202930		
745 0000.121500.01	Jail Bonds Payable	Bond Refund:D0003645		63.00				63.00
1	ARACEL, TEOYOTL JUAREZ							
I-000201410102622	ARACEL, TEOYOTL JUAREZ:	R	10/17/2014			202931		
745 0000.121500.01	Jail Bonds Payable	Bond Refund:D0003721		705.00				705.00
1	MARADIAGA PADILLA, JUNIOR							
I-000201410102623	MARADIAGA PADILLA, JUNIOR:	R	10/17/2014			202932		
745 0000.121500.01	Jail Bonds Payable	Bond Refund:D0003755		300.00				
745 0000.121500.01	Jail Bonds Payable	Bond Refund:D0003755		178.00				
745 0000.121500.01	Jail Bonds Payable	Bond Refund:D0003755		178.00				656.00
1	WESELJAK, TATJANA M							
I-000201410102624	WESELJAK, TATJANA M:	R	10/17/2014			202933		
745 0000.121500.01	Jail Bonds Payable	Bond Refund:D0003779		400.00				400.00
1	UMASANKAR, SHANMUGASUNDARA							
I-000201410102625	UMASANKAR, SHANMUGASUNDARA:	R	10/17/2014			202934		
745 0000.121500.01	Jail Bonds Payable	Bond Refund:D0003793		580.00				580.00
1	PATINO, RAFAEL V							
I-000201410102626	PATINO, RAFAEL V:	R	10/17/2014			202935		
745 0000.121500.01	Jail Bonds Payable	Bond Refund:D0003797		51.00				51.00
1	YOUNG, KAYSHIA DIANE							
I-000201410102627	YOUNG, KAYSHIA DIANE:	R	10/17/2014			202936		
745 0000.121500.01	Jail Bonds Payable	Bond Refund:D0003804		350.00				350.00
1	ALPHONSE, LISA NICOLE							
I-000201410102628	ALPHONSE, LISA NICOLE:	R	10/17/2014			202937		
745 0000.121500.01	Jail Bonds Payable	Bond Refund:D0003803		50.00				50.00

VENDOR SET: 01 City of Dunwoody, GA
 BANK: 05 Suntrust Municipal Court
 DATE RANGE: 10/01/2014 THRU 10/31/2014

VENDOR I.D.	NAME	STATUS	CHECK DATE	AMOUNT	DISCOUNT	CHECK NO	CHECK STATUS	CHECK AMOUNT
1	SANTIAGO, NICO JAVIER							
I-000201410102629	SANTIAGO, NICO JAVIER:	R	10/17/2014			202938		
745 0000.121500.01	Jail Bonds Payable		Bond Refund:D0003807	350.00				350.00
1	CLEMONS, KAYLA ANNE							
I-000201410102630	CLEMONS, KAYLA ANNE:	R	10/17/2014			202939		
745 0000.121500.01	Jail Bonds Payable		Bond Refund:D0003821	330.00				330.00
1	MENDES, GILMAR DE SOUZA							
I-000201410102631	MENDES, GILMAR DE SOUZA:	R	10/17/2014			202940		
745 0000.121500.01	Jail Bonds Payable		Bond Refund:D0003823	825.00				825.00
1	NORMAN, SHAREMA ANGEL							
I-000201410102632	NORMAN, SHAREMA ANGEL:	R	10/17/2014			202941		
745 0000.121500.01	Jail Bonds Payable		Bond Refund:D0003825	250.00				250.00
1	GARCIA, JACKELINE M							
I-000201410102633	GARCIA, JACKELINE M:	R	10/17/2014			202942		
745 0000.121500.01	Jail Bonds Payable		Bond Refund:D0003833	178.00				
745 0000.121500.01	Jail Bonds Payable		Bond Refund:D0003833	730.00				908.00
1	WALKER, RONCHARA OLLIESHA							
I-000201410102634	WALKER, RONCHARA OLLIESHA:	R	10/17/2014			202943		
745 0000.121500.01	Jail Bonds Payable		Bond Refund:D0003841	350.00				350.00
1	REYES-SANTIAGO, EZEQUIAS							
I-000201410102635	REYES-SANTIAGO, EZEQUIAS:	R	10/17/2014			202944		
745 0000.121500.01	Jail Bonds Payable		Bond Refund:D0003867	730.00				
745 0000.121500.01	Jail Bonds Payable		Bond Refund:D0003867	75.00				805.00
1	YAU, DINH T							
I-000201410102636	YAU, DINH T:	R	10/17/2014			202945		
745 0000.121500.01	Jail Bonds Payable		Bond Refund:D0003731	75.00				75.00
000115	DeKalb County Jail							
I-Sept 2015	DeKalb County Jail	R	10/31/2014			202946		
745 0000.121800.00	Due to State Agencies		DeKalb County Jail	106.36				106.36
000116	DeKalb County Finance Dept.							
I-Sept 2014	DeKalb County Finance Dept.	R	10/31/2014			202947		
745 0000.121800.00	Due to State Agencies		DeKalb County Financ	5,504.06				5,504.06
000118	Peace Officers'							
I-Sept 2014 (2)	Peace Officers'	R	10/31/2014			202948		
745 0000.121800.00	Due to State Agencies		Peace Officers'	6,358.32				6,358.32

VENDOR SET: 01 City of Dunwoody, GA

BANK: 05 Suntrust Municipal Court

DATE RANGE:10/01/2014 THRU 10/31/2014

VENDOR I.D.	NAME	STATUS	CHECK DATE	AMOUNT	DISCOUNT	CHECK NO	CHECK STATUS	CHECK AMOUNT
000146	GSCCCA							
I-Sept 2014	GSCCCA	R	10/31/2014			202949		
745 0000.121800.00	Due to State Agencies	GSCCCA		26,106.64				26,106.64
000278	DeKalb State Court							
I-D00039099	DeKalb State Court	R	10/31/2014			202950		
745 0000.121500.01	Jail Bonds Payable	DeKalb State Court		350.00				350.00
000278	DeKalb State Court							
I-Nahjy Jackson	DeKalb State Court	R	10/31/2014			202951		
745 0000.121500.01	Jail Bonds Payable	DeKalb State Court		350.00				350.00
000278	DeKalb State Court							
I-Robyn Mechen	DeKalb State Court	R	10/31/2014			202952		
745 0000.121500.01	Jail Bonds Payable	DeKalb State Court		500.00				500.00
001062	DeKalb Co Drug Abuse Treatment							
I-Sept 2014	DeKalb Co Drug Abuse Treatment	R	10/31/2014			202953		
745 0000.121800.00	Due to State Agencies	DeKalb Co Drug Abuse		1,459.20				1,459.20
1	PEREZ LOPEZ, DANIEL							
I-000201410272638	PEREZ LOPEZ, DANIEL:	R	10/31/2014			202954		
745 0000.121500.01	Jail Bonds Payable	Bond Refund:D0001012		350.00				350.00
1	VASQUEZ, WALTER HUMBERTO							
I-000201410272639	VASQUEZ, WALTER HUMBERTO:	R	10/31/2014			202955		
745 0000.121500.01	Jail Bonds Payable	Bond Refund:D0003910		275.50				275.50
1	OPORE, VINCENT N							
I-000201410272640	OPORE, VINCENT N:	R	10/31/2014			202956		
745 0000.121500.01	Jail Bonds Payable	Bond Refund:D0003687		25.00				25.00
1	REID, HOWARD C							
I-000201410272641	REID, HOWARD C:	R	10/31/2014			202957		
745 0000.121500.01	Jail Bonds Payable	Bond Refund:D0003771		78.00				78.00
1	BERMAN, ARI ABRAHAM							
I-000201410272642	BERMAN, ARI ABRAHAM:	R	10/31/2014			202958		
745 0000.121500.01	Jail Bonds Payable	Bond Refund:D0003779		350.00				350.00
1	BALFOUR, KRISTEN B							
I-000201410272643	BALFOUR, KRISTEN B:	R	10/31/2014			202959		
745 0000.121500.01	Jail Bonds Payable	Bond Refund:D0003835		178.00				
745 0000.121500.01	Jail Bonds Payable	Bond Refund:D0003836		700.00				878.00

VENDOR SET: 01 City of Dunwoody, GA
 BANK: 05 Suntrust Municipal Court
 DATE RANGE: 10/01/2014 THRU 10/31/2014

VENDOR I.D.	NAME	STATUS	CHECK DATE	AMOUNT	DISCOUNT	CHECK NO	CHECK STATUS	CHECK AMOUNT
1	RAMSEY, DEBRA ROBYN							
I-000201410272644	RAMSEY, DEBRA ROBYN:	R	10/31/2014			202960		
745 0000.121500.01	Jail Bonds Payable		Bond Refund:D0003889	75.00				75.00
1	CHANG, KYUNG MIN							
I-000201410272645	CHANG, KYUNG MIN:	R	10/31/2014			202961		
745 0000.121500.01	Jail Bonds Payable		Bond Refund:D0003893	710.00				710.00
1	ABUHAZIM, KHALED M							
I-000201410272646	ABUHAZIM, KHALED M:	R	10/31/2014			202962		
745 0000.121500.01	Jail Bonds Payable		Bond Refund:D0003894	856.00				856.00
1	IBRAHIM, RUWYDA MONTIA							
I-000201410272647	IBRAHIM, RUWYDA MONTIA:	R	10/31/2014			202963		
745 0000.121500.01	Jail Bonds Payable		Bond Refund:D0003898	400.00				400.00
1	Darline U. Lawton							
I-Darline Lawton	Darline U. Lawton:	R	10/31/2014			202964		
745 0000.121500.01	Jail Bonds Payable		Darline U. Lawton:	178.00				178.00

* * T O T A L S * *	NO	INVOICE AMOUNT	DISCOUNTS	CHECK AMOUNT
REGULAR CHECKS:	59	107,127.35	0.00	107,127.35
HAND CHECKS:	0	0.00	0.00	0.00
DRAFTS:	0	0.00	0.00	0.00
EFT:	0	0.00	0.00	0.00
NON CHECKS:	0	0.00	0.00	0.00
VOID CHECKS:	0 VOID DEBITS	0.00		
	VOID CREDITS	0.00	0.00	0.00

TOTAL ERRORS: 0

** G/L ACCOUNT TOTALS **

G/L ACCOUNT	NAME	AMOUNT
745 0000.121500.01	Jail Bonds Payable	28,651.50
745 0000.121800.00	Due to State Agencies	78,475.85
	*** FUND TOTAL ***	107,127.35

VENDOR SET: 01	BANK: 05	TOTALS:	NO	INVOICE AMOUNT	DISCOUNTS	CHECK AMOUNT
		TOTALS:	59	107,127.35	0.00	107,127.35
BANK: 05	TOTALS:		59	107,127.35	0.00	107,127.35

VENDOR SET: 01 City of Dunwoody, GA
 BANK: 06 PNC Municipal Court Cash
 DATE RANGE: 10/01/2014 THRU 10/31/2014

VENDOR I.D.	NAME	STATUS	CHECK DATE	AMOUNT	DISCOUNT	CHECK NO	CHECK STATUS	CHECK AMOUNT
001168	City of Dunwoody							
I-September 2014	City of Dunwoody	R	10/17/2014			000018		
745 0000.121900.01	Due to Other Funds-100 (SYS)	City of Dunwoody		26,293.44				26,293.44

* * T O T A L S * *	NO	INVOICE AMOUNT	DISCOUNTS	CHECK AMOUNT
REGULAR CHECKS:	1	26,293.44	0.00	26,293.44
HAND CHECKS:	0	0.00	0.00	0.00
DRAFTS:	0	0.00	0.00	0.00
EFT:	0	0.00	0.00	0.00
NON CHECKS:	0	0.00	0.00	0.00
VOID CHECKS:	0	VOID DEBITS 0.00		
		VOID CREDITS 0.00	0.00	0.00

TOTAL ERRORS: 0

** G/L ACCOUNT TOTALS **

G/L ACCOUNT	NAME	AMOUNT
745 0000.121900.01	Due to Other Funds-100 (SYS)	26,293.44
	*** FUND TOTAL ***	26,293.44

VENDOR SET: 01	BANK: 06	TOTALS:	NO	INVOICE AMOUNT	DISCOUNTS	CHECK AMOUNT
			1	26,293.44	0.00	26,293.44
BANK: 06	TOTALS:		1	26,293.44	0.00	26,293.44
REPORT TOTALS:			232	2,757,234.65	33.98CR	2,758,915.66

SELECTION CRITERIA

VENDOR SET: 01-City of Dunwoody
VENDOR: ALL
BANK CODES: All
FUNDS: All

CHECK SELECTION

CHECK RANGE: 000000 THRU 999999
DATE RANGE: 10/01/2014 THRU 10/31/2014
CHECK AMOUNT RANGE: 0.00 THRU 999,999,999.99
INCLUDE ALL VOIDS: YES

PRINT OPTIONS

SEQUENCE: CHECK NUMBER

PRINT TRANSACTIONS: YES
PRINT G/L: YES
UNPOSTED ONLY: NO
EXCLUDE UNPOSTED: YES
MANUAL ONLY: NO
STUB COMMENTS: NO
REPORT FOOTER: NO
CHECK STATUS: NO
PRINT STATUS: * - All
