

MEMORANDUM

To: Mayor and City Council
From: Chris Pike, Finance Director
Date: August 21, 2014
Subject: **YTD Financial Report for July, 2014**

Following are the financial highlights through July 31, 2014. Most revenues and expenses are progressing as expected with especially positive numbers in building permits and hotel taxes. Occupation taxes (aka business licenses) are also ahead of budget and last year; a sign of a strengthening local economy. Resource line item "Use of Prior Year Reserves" is at its annual budget level as we paid \$1,000,000 down on the variable rate loan. It's interesting to note that court fines are just slightly off schedule considering the multiple storms and canceled court dates earlier this year.

Expenses are as expected. The budget overage in Community Development is due entirely to the increased building permit revenues. Later in the year, a budget amendment will be presented to capture some incomplete 2013 projects that continue into this year as well as a few adjustments that are needed for the current year such as this. Despite salaries being lower in Police due to some vacancies, the overtime remained low resulting in savings on both lines. Public Works is currently below budget but increased spending during the warmer months is expected and the budget surplus in that fund is decreasing from previous months.

Please take note of the new Capital Projects report. Within the report, you'll see surplus funds from past projects. The Budget Committee will discuss the options for the best use of those funds at the September meeting.

As Finance Director, I have reviewed this report. I am not aware of any material untrue statements or material omission; nor do I consider anything misleading. The financial statements and related information fairly present the financial condition and the results in all material respects. Management is responsible for internal controls and periodically evaluates these internal controls. No deficiencies in internal controls were discovered.

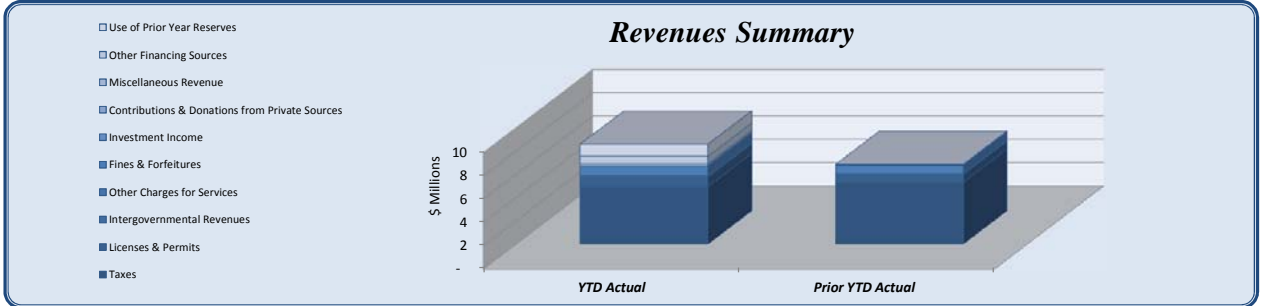
Michael G. Davis Mayor

Denis Shortal City Council Post 1
Jim Riticher City Council Post 2
Doug R. Thompson City Council Post 3

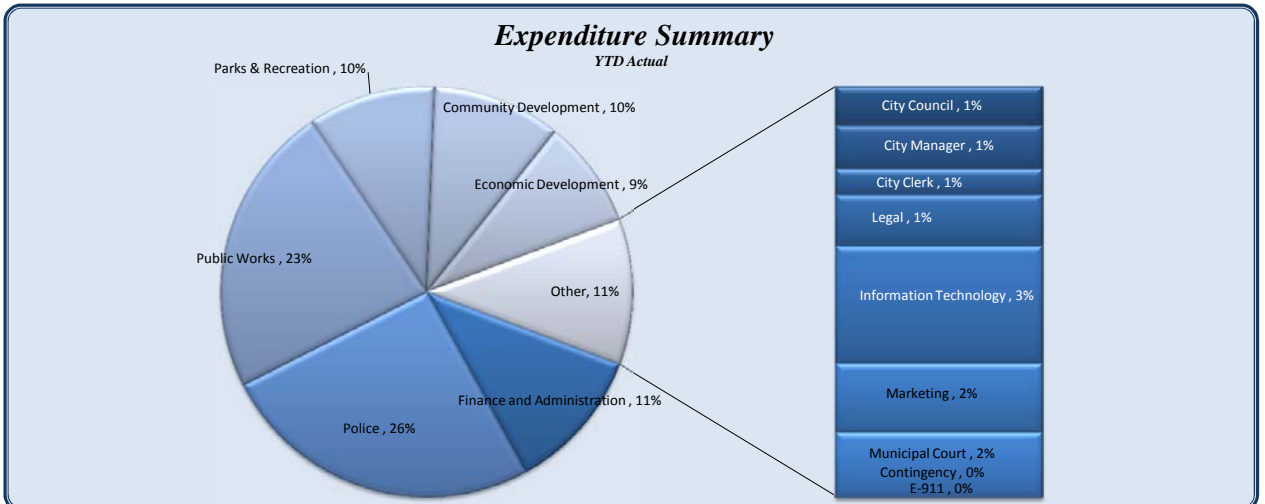
Terry Nall City Council Post 4
Lynn Deutsch City Council Post 5
John Heneghan City Council Post 6

City of Dunwoody
YTD Statement of Revenues and
Expenses Through July 31, 2014

Revenues & Resources	Total Annual	YTD Budget	YTD Actual	YTD Variance	Prior YTD Actual	Flux
	Budget					
				(% of YTD Budget)		(Diff from Prior Year)
				(\$ '000)		
Taxes	20,198,000	4,590,917	4,932,283	341	107%	(361,939)
Licenses & Permits	875,000	300,417	842,677	542	281%	143,846
Intergovernmental Revenues	-	-	3,000	3	-	3,000
Other Charges for Services	408,000	35,583	86,666	51	244%	31,961
Fines & Forfeitures	1,510,000	875,000	864,388	(11)	99%	153,250
Investment Income	10,000	2,919	3,297	0	113%	(4,753)
Contributions & Donations from Private Sources	5,000	2,917	10,446	8	358%	3,721
Miscellaneous Revenue	213,000	107,867	154,389	47	143%	83,720
Other Financing Sources	1,150,000	650,000	650,000	-	100%	648,993
Use of Prior Year Reserves	1,038,676	1,038,676	1,038,676	0	100%	-
Total Revenues & Resources	25,407,676	7,604,295	8,585,822	982	113%	1,740,475



Expenditures	Total Annual	YTD Budget	YTD Actual	Variance	Prior YTD Actual	Flux
	Budget					
				(% of YTD Budget)		(Diff from Prior Year)
				(\$ '000)		
City Council	225,544	150,221	148,240	2	99%	(18,449)
City Manager	350,908	204,015	163,585	40	80%	36,562
City Clerk	170,742	108,046	97,401	11	90%	45,436
Legal	385,000	249,542	193,010	57	77%	9,639
Finance and Administration	2,789,724	1,671,578	1,531,711	140	92%	231,953
Information Technology	729,669	458,596	442,455	16	96%	(53,525)
Marketing	454,932	277,757	259,629	18	93%	(52,991)
Municipal Court	504,503	298,897	247,832	51	83%	(31,397)
Police	6,446,249	3,886,047	3,455,101	431	89%	544,196
E-911	251,655	146,799	-	147	0%	60,870
Public Works	6,235,646	3,288,600	3,133,065	156	95%	(664,547)
Parks & Recreation	2,685,633	1,474,794	1,361,517	113	92%	1,052,102
Community Development	2,068,802	1,208,085	1,366,802	(159)	113%	15,424
Economic Development	1,283,668	1,170,227	1,162,183	8	99%	(978,212)
Contingency	400,000	233,333	-	233	0%	-
Total Expenditures	24,982,675	14,826,535	13,562,532	1,264	91%	197,064



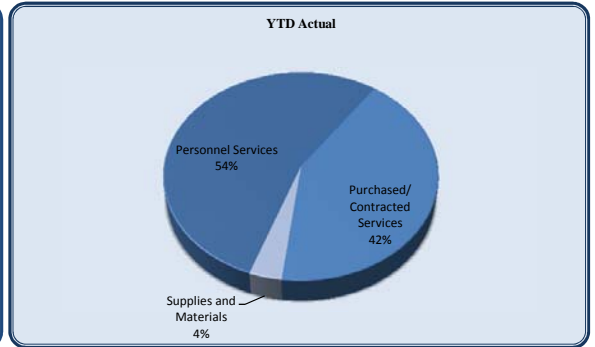
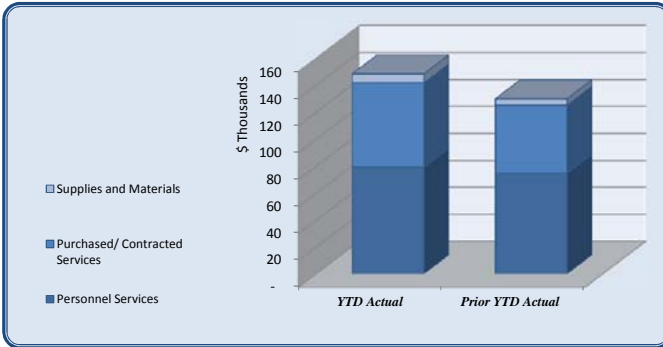
Total Revenues over/(under) Expenditures	425,001	(7,222,240)	(4,976,711)	2,245,529	(6,914,250)	1,937,539
---	----------------	--------------------	--------------------	------------------	--------------------	------------------

City of Dunwoody
YTD Statement of Revenues and
Expenses Through July 31, 2014

<i>Revenues</i>							
	Total Annual Budget	YTD Budget	YTD Actual	Variance		Prior YTD Actual	Flux
					(% of YTD Budget)		(Diff from Prior Year)
				(\$ '000)			
Real Property Tax	4,900,000	-	79,604	80		124,208	(44,604)
Personal Property Tax	360,000	-	13,157	13		5,108	8,049
Motor Vehicle	630,000	367,500	333,799	(34)	91%	296,096	(37,702)
Intangibles (Reg & Recording)	60,000	35,000	60,426	25	173%	25,142	35,285
Franchise Fees	3,250,000	490,000	491,563	2	100%	481,705	9,858
Homestead Option Sales Tax	4,000,000	-	-	-		669,277	(669,277)
Hotel/Motel Tax	1,260,000	735,000	861,687	127	117%	717,878	143,809
Alcoholic Beverage Excise Tax	560,000	326,667	373,208	47	114%	361,425	11,783
MVR Excise Tax	98,000	57,167	65,961	9	115%	60,847	5,114
Excise Tax on Energy	-	-	21,008	21		-	21,008
Business & Occupation Tax	2,600,000	2,460,000	2,503,774	44	102%	2,429,771	74,003
Insurance Premium Tax	2,350,000	-	-	-		-	-
Financial Institutions Tax	105,000	105,000	113,441	8	108%	109,743	3,698
Penalties & int on delinq tax	5,000	2,917	5,248	2	180%	5,676	(428)
Pen & Int on delinq taxes-Business	20,000	11,667	9,406	(2)	81%	7,344	2,062
Taxes	20,198,000	4,590,917	4,932,283	341	107%	5,294,222	(361,939)
Alcoholic Beverage Licenses	360,000	-	37,076	37		19,438	17,638
Other Licenses and Permits	-	-	1,590	2		1,670	(80)
Planning & Zoning Fees	15,000	8,750	18,970	10	217%	12,960	6,010
Bldg Structures & Equipment	500,000	291,667	746,641	455	256%	643,010	103,631
Soil Erosion	-	-	-	-		21,753	(21,753)
Plan Review-Fire	-	-	38,400	38		-	38,400
Licenses & Permits	875,000	300,417	842,677	542	281%	698,831	143,846
Local Government Grants	-	-	3,000	3		-	3,000
Intergovernmental Revenues	-	-	3,000	3		-	3,000
Election Qualifying Fees	-	-	-	-		-	-
Sale of maps and publications	-	-	280	0		301	(21)
Special Police Services	10,000	5,831	9,240	3	158%	10,070	(830)
Fingerprinting Fee	5,000	2,919	5,391	2	185%	4,129	1,263
Public Safety-Other	36,000	21,000	55,457	34	264%	26,484	28,973
Special Assessments	20,000	-	38	0		113	(75)
Streetlight Fees	327,000	-	5,571	6		1,762	3,809
Recreation Program Fees	-	-	249	0		1,382	(1,133)
Pavilion Rentals	10,000	5,833	10,350	5	177%	10,200	150
NSF Fees	-	-	90	0		264	(174)
Other Charges for Services	408,000	35,583	86,666	51	244%	54,705	31,961
Municipal Court Fines & Forfeitures	1,500,000	875,000	864,388	(11)	99%	711,138	153,250
Cash Confiscation	10,000	-	-	-		-	-
Fines & Forfeitures	1,510,000	875,000	864,388	(11)	99%	711,138	153,250
Interest Revenue	10,000	2,919	3,297	0	113%	8,050	(4,753)
Investment Income	10,000	2,919	3,297	0	113%	8,050	(4,753)
Contr & Don From Priv Sources	-	-	1,671	2		-	1,671
Explorer Donations	5,000	2,917	8,775	6	301%	3,225	5,550
Donations	-	-	-	-		3,500	(3,500)
Contributions & Donations from Private Sources	5,000	2,917	10,446	8	358%	6,725	3,721
Rents & Royalties	198,000	99,117	119,255	20	120%	38,827	(80,428)
Reimb for damaged property	-	-	34,171	34		31,698	2,473
Other Charges For Services	15,000	8,750	213	(9)	2%	144	69
Miscellaneous Revenue	-	-	750	1		-	750
Miscellaneous Revenue	213,000	107,867	154,389	47	143%	70,669	83,720
Proceeds from sale of property	1,150,000	650,000	650,000	-	100%	1,007	648,993
Other Financing Sources	1,150,000	650,000	650,000	-	100%	1,007	648,993
Residual Equity Transfer	1,038,676	1,038,676	1,038,676	0	100%	-	1,038,676
Total Revenues	25,407,676	7,604,295	8,585,822	982	113%	6,845,347	1,740,475

City of Dunwoody
YTD Statement of Revenues and
Expenses Through July 31, 2014

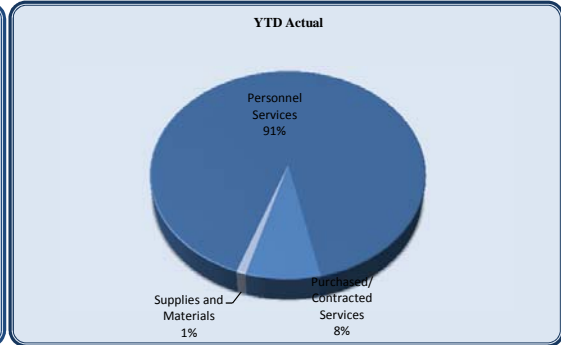
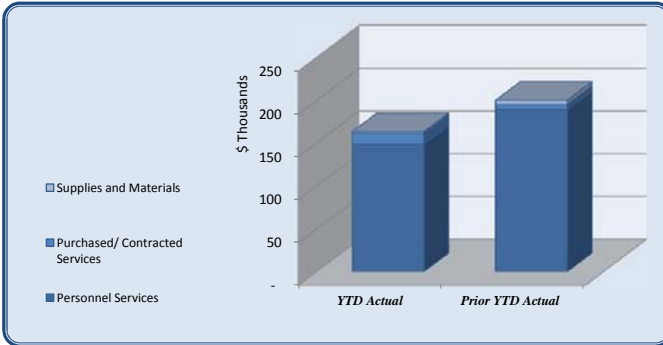
City Council	Total Annual Budget	YTD Budget	YTD Actual	Variance	(% of YTD Budget)	Prior YTD Actual	Flux
				(\$ '000)			(Diff from Prior Year)
Personnel Services	135,694	79,155	79,003	0	100%	74,593	(4,410)
Purchased/ Contracted Services	76,650	62,179	62,636	(0)	101%	50,510	(12,125)
Supplies and Materials	13,200	8,887	6,602	2	74%	4,688	(1,914)
Total City Council	225,544	150,221	148,240	2	99%	129,791	(18,449)



City Council	Total Annual Budget	YTD Budget	YTD Actual	Variance	(% of YTD Budget)	Prior YTD Actual	Flux
				(\$ '000)			(Diff from Prior Year)
Regular Salaries	88,000	51,333	51,399	(0)	100%	51,333	(66)
Group Insurance	40,962	23,895	23,950	(0)	100%	19,609	(4,341)
Social Security	5,456	3,183	2,962	0	93%	2,959	(3)
Medicare	1,276	744	693	0	93%	692	(1)
Unemployment Insurance	-	-	-	-	-	-	-
Personnel Services	135,694	79,155	79,003	0	100%	74,593	(4,410)
Professional Services	3,000	2,200	1,868	0	85%	1,235	(633)
Technical Services	1,000	583	3,000	(2)	514%	10	(2,990)
Property/Liability Insurance	40,000	40,000	48,014	(8)	120%	32,742	(15,272)
Communications	6,500	3,792	717	3	19%	744	27
Printing & Binding	4,800	2,800	-	3	0%	462	462
Travel	10,300	6,008	3,730	2	62%	5,960	2,230
Dues & Fees	4,000	2,333	2,002	0	86%	1,693	(309)
Education & Training	7,050	4,463	3,305	1	74%	7,665	4,360
Purchased/ Contracted Services	76,650	62,179	62,636	(0)	101%	50,510	(12,125)
Supplies	4,000	3,033	2,919	0	96%	1,598	(1,321)
Food	4,500	2,825	1,859	1	66%	2,062	203
Books & Periodicals	700	408	220	0	54%	148	(72)
Small Equipment	4,000	2,620	1,604	1	61%	880	(724)
Supplies and Materials	13,200	8,887	6,602	2	74%	4,688	(1,914)
Total City Council	225,544	150,221	148,240	2	99%	129,791	(18,449)

City of Dunwoody
YTD Statement of Revenues and
Expenses Through July 31, 2014

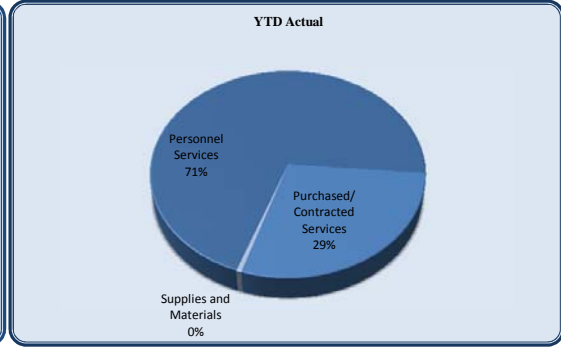
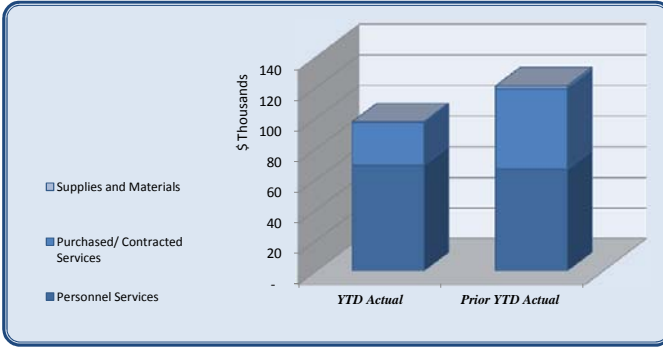
City Manager	Total Annual Budget	YTD Budget	YTD Actual	Variance	(% of YTD Budget)	Prior YTD Actual	Flux
				(\$ '000)			(Diff from Prior Year)
Personnel Services	327,766	189,921	148,809	41	78%	189,269	40,459
Purchased/ Contracted Services	18,685	11,191	13,107	(2)	117%	6,267	(6,839)
Supplies and Materials	4,457	2,902	1,669	1	58%	4,612	2,943
Total City Manager	350,908	204,015	163,585	40	80%	200,148	36,562



City Manager	Total Annual Budget	YTD Budget	YTD Actual	Variance	(% of YTD Budget)	Prior YTD Actual	Flux
				(\$ '000)			(Diff from Prior Year)
Regular Salaries	253,758	146,625	120,670	26	82%	140,621	19,951
Group Insurance	28,919	16,869	11,309	6	67%	24,117	12,807
Medicare	3,680	2,147	1,608	1	75%	2,002	394
Retirement	41,109	23,980	14,964	9	62%	22,529	7,565
Workers' Compensation	300	300	258	0	86%	-	(258)
Personnel Services	327,766	189,921	148,809	41	78%	189,269	40,459
Communications	3,110	1,814	1,424	0	78%	1,006	(418)
Printing & Binding	1,000	875	788	0	90%	210	(578)
Travel	5,900	3,442	1,667	2	48%	1,416	(251)
Dues & Fees	2,875	1,677	1,250	0	75%	1,850	600
Education & Training	5,800	3,383	2,689	1	79%	1,785	(904)
Purchased/ Contracted Services	18,685	11,191	13,107	(2)	117%	6,267	(6,839)
Supplies	2,062	1,226	633	1	52%	1,689	1,056
Food	1,500	935	477	0	51%	645	168
Books & Periodicals	320	266	245	0	92%	30	(215)
Small Equipment	575	476	314	0	66%	2,235	1,921
Supplies and Materials	4,457	2,902	1,669	1	58%	4,612	2,943
Total City Manager	350,908	204,015	163,585	40	80%	200,148	36,562

City of Dunwoody
YTD Statement of Revenues and
Expenses Through July 31, 2014

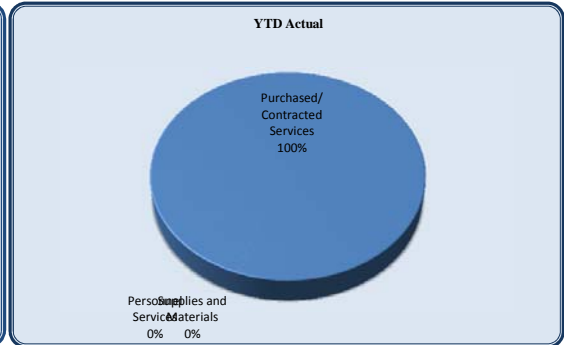
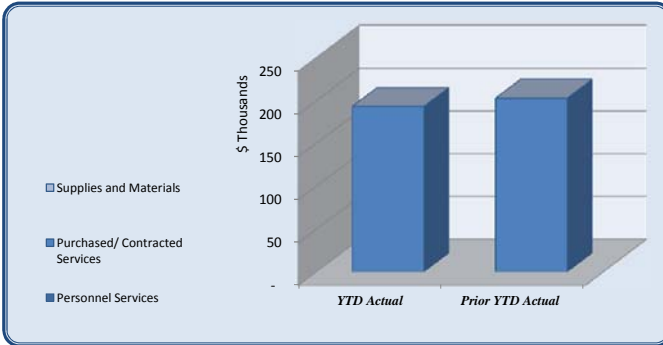
City Clerk	Total Annual Budget	YTD Budget	YTD Actual	Variance	(% of YTD Budget)	Prior YTD Actual	Flux
				(\$ '000)			(Diff from Prior Year)
Personnel Services	121,631	70,417	68,965	1	98%	66,374	(2,591)
Purchased/ Contracted Services	44,430	34,898	27,901	7	80%	52,855	24,954
Supplies and Materials	4,681	2,731	535	2	20%	1,608	1,073
Transfers Out	-	-	-	-	-	22,000	22,000
Total City Clerk	170,742	108,046	97,401	11	90%	142,837	45,436



City Clerk	Total Annual Budget	YTD Budget	YTD Actual	Variance	(% of YTD Budget)	Prior YTD Actual	Flux
				(\$ '000)			(Diff from Prior Year)
Salaries	90,896	52,426	52,260	0	100%	50,250	(2,010)
Group Insurance	14,894	8,688	7,836	1	90%	7,335	(501)
Medicare	1,289	752	760	(0)	101%	730	(31)
Retirement	14,402	8,401	7,930	0	94%	8,059	129
Workers' Compensation	150	150	179	(0)	119%	-	(179)
Personnel Services	121,631	70,417	68,965	1	98%	66,374	(2,591)
Professional Services	8,000	4,667	2,283	2	49%	2,399	115
Technical Services	2,750	1,604	400	1	25%	29,103	28,703
Repairs and Maintenance	22,700	21,255	20,556	1	97%	16,793	(3,763)
Communications	1,980	1,155	740	0	64%	790	50
Advertising	1,000	583	-	1	0%	650	650
Printing & Binding	500	292	-	0	0%	-	-
Travel	3,750	3,155	3,003	0	95%	1,561	(1,442)
Dues & Fees	265	155	319	(0)	206%	185	(134)
Education & Training	3,485	2,033	600	1	30%	1,375	775
Purchased/ Contracted Services	44,430	34,898	27,901	7	80%	52,855	24,954
Supplies	1,881	1,097	535	1	49%	771	236
Food	400	233	-	0	0%	52	52
Books & Periodicals	400	233	-	0	0%	-	-
Small Equipment	2,000	1,167	-	1	0%	785	785
Supplies and Materials	4,681	2,731	535	2	20%	1,608	1,073
Transfers to Debt Service Fund	-	-	-	-	-	22,000	22,000
Transfers Out	-	-	-	-	-	22,000	22,000
Total City Clerk	170,742	108,046	97,401	11	90%	142,837	45,436

City of Dunwoody
YTD Statement of Revenues and
Expenses Through July 31, 2014

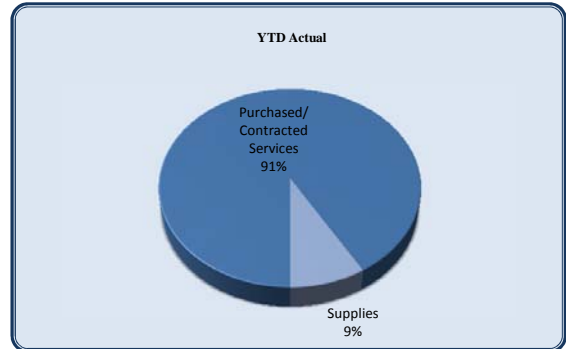
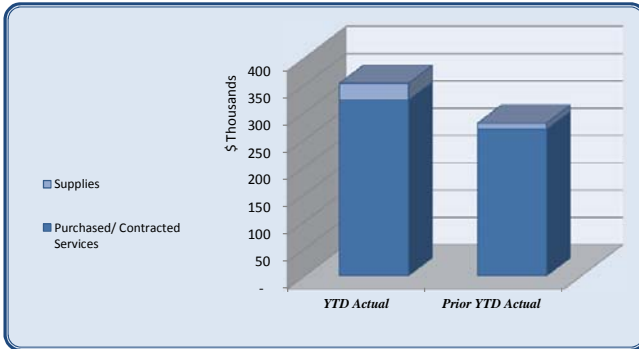
<i>Legal</i>	Total Annual Budget	YTD Budget	YTD Actual	Variance	Prior YTD Actual	Flux
				(% of YTD Budget) (\$ '000)		(Diff from Prior Year)
Personnel Services	-	-	-	-	-	-
Purchased/ Contracted Services	384,950	249,513	192,993	57	202,629	9,637
Supplies and Materials	50	29	17	0	20	3
Total Legal	385,000	249,542	193,010	57	202,649	9,639



<i>Legal</i>	Total Annual Budget	YTD Budget	YTD Actual	Variance	Prior YTD Actual	Flux
				(% of YTD Budget) (\$ '000)		(Diff from Prior Year)
Personnel Services	-	-	-	-	-	-
Professional Services	384,900	249,483	192,977	57	202,882	9,906
Printing & Binding	-	-	-	-	(266)	(266)
Travel	50	29	13	0	13	-
Purchased/ Contracted Services	384,950	249,513	192,993	57	202,629	9,637
Food	50	29	17	0	-	(17)
Supplies and Materials	50	29	17	0	20	3
Total Legal	385,000	249,542	193,010	57	202,649	9,639

City of Dunwoody
YTD Statement of Revenues and
Expenses Through July 31, 2014

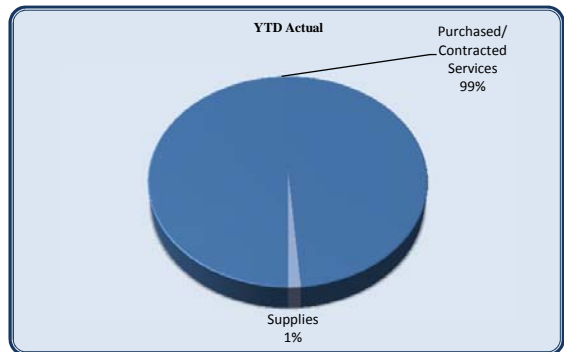
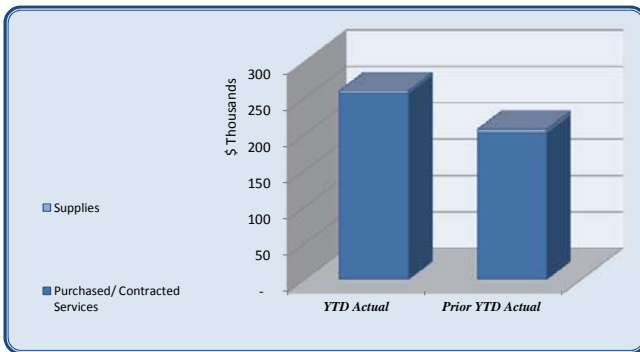
<i>Information Technology</i>	Total Annual Budget	YTD Budget	YTD Actual	Variance	(% of YTD Budget)	Prior YTD Actual	Flux
				(\$ '000)			(Diff from Prior Year)
Purchased/ Contracted Services	516,934	338,131	322,536	16	95%	269,090	(53,446)
Supplies	33,360	30,778	30,231	1	98%	10,840	(19,391)
Transfers Out	179,375	89,688	89,688	-	100%	109,000	19,313
Total Information Technology	729,669	458,596	442,455	16	96%	388,930	(53,525)



<i>Information Technology</i>	Total Annual Budget	YTD Budget	YTD Actual	Variance	(% of YTD Budget)	Prior YTD Actual	Flux
				(\$ '000)			(Diff from Prior Year)
Official/Admin Svcs	309,662	180,636	180,636	0	100%	171,626	(9,010)
Professional Services	-	-	40	(0)		279	239
Technical Services	9,000	8,440	8,319	0	99%	657	(7,662)
Repairs & Maintenance	169,533	123,703	110,066	14	89%	75,444	(34,623)
Communications	25,239	23,310	23,474	(0)	101%	21,084	(2,390)
Printing & Binding	500	292	-	0	0%	-	-
Education & Training	3,000	1,750	-	2	0%	-	-
Purchased/ Contracted Services	516,934	338,131	322,536	16	95%	269,090	(53,446)
Supplies	650	650	656	(0)	101%	928	272
Small Equipment	32,710	30,128	29,575	1	98%	9,913	-
Supplies	33,360	30,778	30,231	1	98%	10,840	(19,391)
Transfers to Debt Service Fund	-	-	-	-		109,000	109,000
Transfers to Capital	179,375	89,688	89,688	-	100%	-	(89,688)
Transfers Out	179,375	89,688	89,688	-	100%	109,000	19,313
Total Information Technology	729,669	458,596	442,455	16	96%	388,930	(53,525)

City of Dunwoody
YTD Statement of Revenues and
Expenses Through July 31, 2014

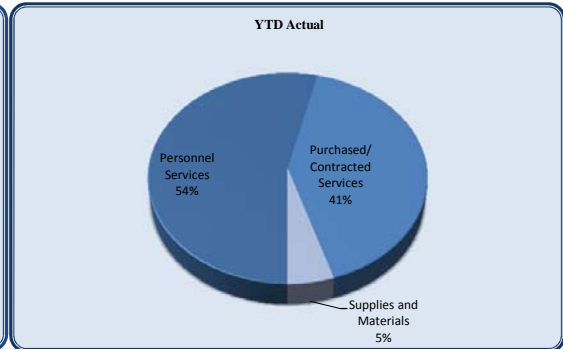
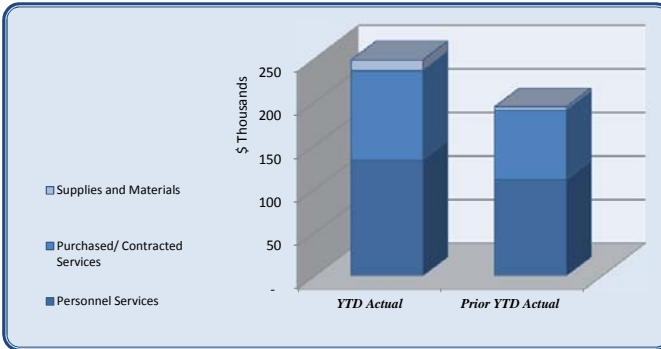
Marketing	Total Annual Budget	YTD Budget	YTD Actual	Variance	Prior YTD Actual		Flux
				(\$ '000)	(% of YTD Budget)		(Diff from Prior Year)
Purchased/ Contracted Services	438,023	267,894	256,197	12	96%	201,422	(54,775)
Supplies	16,909	9,863	3,432	6	35%	5,217	1,785
Total Marketing	454,932	277,757	259,629	18	93%	206,639	(52,991)



Marketing	Total Annual Budget	YTD Budget	YTD Actual	Variance	Prior YTD Actual		Flux
				(\$ '000)	(% of YTD Budget)		(Diff from Prior Year)
Official/Admin Services	298,983	174,407	174,407	-	100%	145,138	(29,269)
Professional Services	40,040	27,710	27,475	0	99%	29,426	1,951
Technical Services	15,000	8,750	8,681	0	99%	3,600	(5,081)
Communications	4,375	2,552	113	2	4%	197	84
Advertising	55,000	35,917	30,538	5	85%	18,334	(12,204)
Printing & Binding	20,000	13,933	10,358	4	74%	4,727	(5,631)
Dues & Fees	4,625	4,625	4,625	0	100%	-	(4,625)
Purchased/ Contracted Services	438,023	267,894	256,197	12	96%	201,422	(54,775)
Supplies	7,000	4,083	2,358	2	58%	2,647	288
Food	5,000	2,917	285	3	10%	1,624	1,339
Books & Periodicals	800	467	-	0	0%	-	-
Small Equipment	4,109	2,397	789	2	33%	946	-
Supplies	16,909	9,863	3,432	6	35%	5,217	1,785
Total Marketing	454,932	277,757	259,629	18	93%	206,639	(52,991)

City of Dunwoody
YTD Statement of Revenues and
Expenses Through July 31, 2014

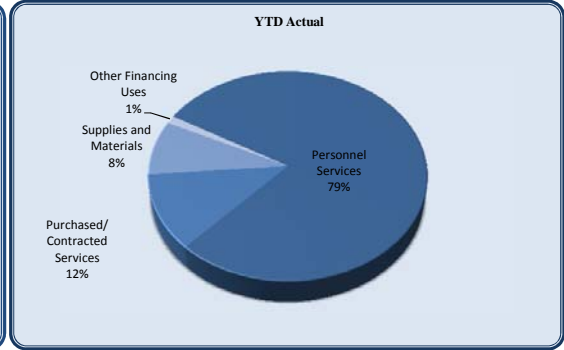
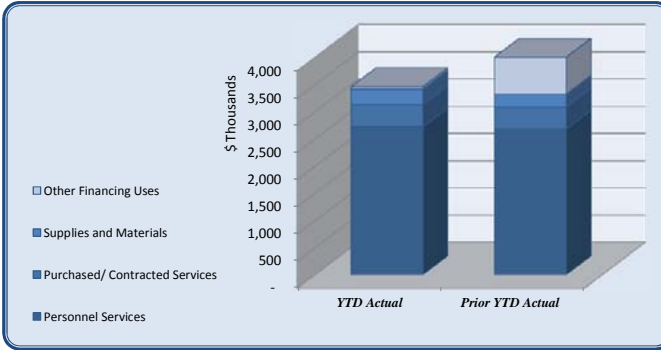
<i>Municipal Court</i>	Total Annual Budget	YTD Budget	YTD Actual	Variance	(% of YTD Budget)	Prior YTD Actual	Flux
				(\$ '000)			(Diff from Prior Year)
Personnel Services	263,941	154,932	133,312	22	86%	110,750	(22,562)
Purchased/ Contracted Services	222,350	129,704	102,435	27	79%	79,294	(23,141)
Supplies and Materials	18,212	14,261	12,090	2	85%	3,891	(8,199)
Other Financing Uses	-	-	(5)	0		22,500	22,505
Total Municipal Court	504,503	298,897	247,832	51	83%	216,435	(31,397)



<i>Municipal Court</i>	Total Annual Budget	YTD Budget	YTD Actual	Variance	(% of YTD Budget)	Prior YTD Actual	Flux
				(\$ '000)			(Diff from Prior Year)
Regular Salaries	186,194	108,613	94,919	14	87%	79,425	(15,494)
Overtime Salaries	6,500	4,508	4,235	0	94%	2,340	(1,895)
Group Insurance	37,891	22,103	17,718	4	80%	14,936	(2,782)
Medicare	2,691	1,570	1,433	0	91%	1,159	(274)
Retirement	30,065	17,538	14,470	3	83%	12,890	(1,580)
Workers' Compensation	600	600	537	0	89%	-	(537)
Personnel Services	263,941	154,932	133,312	22	86%	110,750	(22,562)
Professional Services	153,945	89,801	81,215	9	90%	63,644	(17,571)
Technical Services	32,550	18,988	14,740	4	78%	9,731	(5,010)
Repairs & Maintenance	16,050	9,363	1,400	8	15%	1,950	550
Rentals	4,000	2,333	383	2	16%	220	(163)
Communications	4,000	2,333	2,215	0	95%	2,185	(31)
Printing & Binding	1,000	583	1,008	(0)	173%	276	(732)
Travel	5,000	2,917	256	3	9%	237	(20)
Dues & Fees	805	470	317	0	68%	192	(125)
Education & Training	5,000	2,917	900	2	31%	860	(40)
Purchased/ Contracted Services	222,350	129,704	102,435	27	79%	79,294	(23,141)
Supplies	5,974	3,485	2,284	1	66%	3,047	763
Food	2,300	1,342	609	1	45%	619	9
Books & Periodicals	600	350	-	0	0%	-	-
Small Equipment	9,338	9,085	9,197	(0)	101%	225	(8,972)
Supplies and Materials	18,212	14,261	12,090	2	85%	3,891	(8,199)
Transfers to Debt Service Fund	-	-	-	-		22,500	22,500
Other Financing Uses	-	-	(5)	0		22,500	22,505
Total Municipal Court	504,503	298,897	247,832	51	83%	216,435	(31,397)

City of Dunwoody
YTD Statement of Revenues and
Expenses Through July 31, 2014

Police	Total Annual Budget	YTD Budget	YTD Actual	Variance	Prior YTD Actual	Flux	
				(% of YTD Budget)	(Diff from Prior Year)		
							(\$ '000)
Personnel Services	5,163,926	3,038,039	2,719,681	318	90%	2,682,109 (37,572)	
Purchased/ Contracted Services	699,705	480,573	404,228	76	84%	401,121 (3,107)	
Supplies and Materials	498,220	325,236	288,994	36	89%	236,506 (52,488)	
Other Financing Uses	84,398	42,199	42,199	-	100%	679,562 637,363	
Total Police	6,446,249	3,886,047	3,455,101	431	89%	3,999,298 544,196	



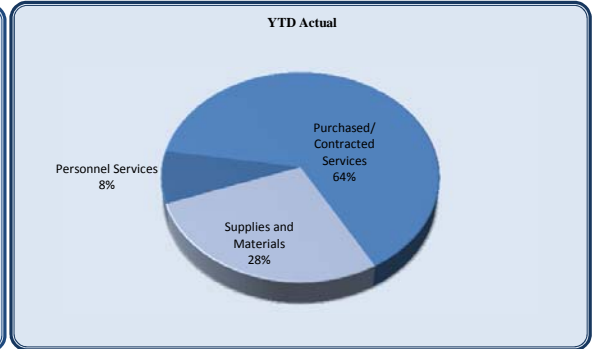
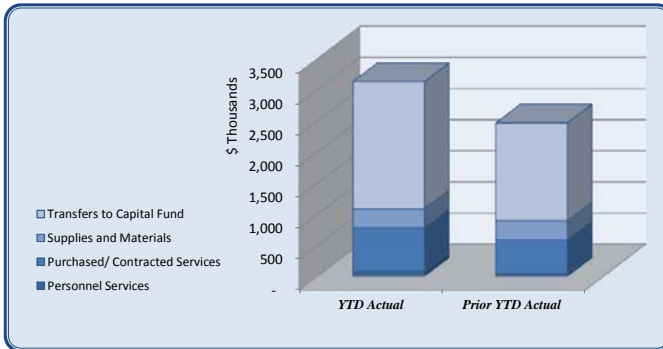
Police	Total Annual Budget	YTD Budget	YTD Actual	Variance	Prior YTD Actual	Flux	
				(% of YTD Budget)	(Diff from Prior Year)		
							(\$ '000)
Regular Salaries	3,322,541	1,912,189	1,822,279	90	95%	1,740,633 (81,646)	
Overtime Salaries	325,136	189,663	59,103	131	31%	120,633 61,531	
Total Salaries	3,647,677	2,101,852	1,881,382	220	90%	1,861,267 (20,115)	
Group Insurance	782,582	456,506	413,144	43	91%	391,263 (21,881)	
Medicare	52,892	30,854	26,805	4	87%	26,300 (505)	
Retirement	556,675	324,727	268,843	56	83%	284,408 15,565	
Workers' Compensation	124,100	124,100	129,506	(5)	104%	118,871 (10,635)	
Personnel Services	1,516,249	936,187	838,299	98	90%	820,842 (17,457)	
Professional Services	92,000	53,667	10,132	44	19%	8,150 (1,983)	
Technical Services	30,760	17,943	14,346	4	80%	15,578 1,232	
Repairs & Maintenance	302,181	210,618	197,287	13	94%	205,021 7,734	
Rentals	12,100	7,058	6,206	1	88%	3,803 (2,403)	
Insurance	87,357	87,357	85,147	2	97%	77,602 (7,545)	
Claims	4,000	4,000	5,387	(1)	135%	11,324 5,937	
Communications	77,607	45,271	46,762	(1)	103%	39,668 (7,094)	
Advertising	2,500	1,458	-	1	0%	230 230	
Printing & Binding	5,440	3,173	3,519	(0)	111%	993 (2,526)	
Travel	39,000	22,750	17,088	6	75%	14,766 (2,322)	
Dues & Fees	10,480	6,113	4,134	2	68%	5,452 1,318	
Education & Training	36,280	21,163	14,220	7	67%	18,535 4,315	
Purchased/ Contracted Services	699,705	480,573	404,228	76	84%	401,121 (3,107)	
Supplies	94,086	73,900	70,183	4	95%	63,116 (7,067)	
Supplies-Explorer Program	6,000	5,170	13,474	(8)	261%	4,752 (8,723)	
Gasoline	255,000	148,750	140,165	9	94%	138,020 (2,145)	
Food	6,000	3,500	709	3	20%	1,021 312	
Books & Periodicals	2,500	1,458	1,318	0	90%	672 (646)	
Small Equipment	134,634	92,459	63,145	29	68%	28,925 (34,220)	
Supplies and Materials	498,220	325,236	288,994	36	89%	236,506 (52,488)	
Transfers to Debt Service Fund	-	-	-	-	-	441,553 441,553	
Transfers to Capital Fund	84,398	42,199	42,199	-	100%	238,009 195,810	
Other Financing Uses	84,398	42,199	42,199	-	100%	679,562 637,363	
Total Police	6,446,249	3,886,047	3,455,101	431	89%	3,999,298 544,196	

City of Dunwoody
 YTD Statement of Revenues and
 Expenses Through July 31, 2014

<i>E-911</i>	Total Annual Budget	YTD Budget	YTD Actual	Variance	Prior YTD Actual	Flux
				(\$ '000)	(% of YTD Budget)	(Diff from Prior Year)
Transfers to E-911 Fund	251,655	146,799	-	147	0%	60,870
Total E-911	251,655	146,799	-	147	0%	60,870

City of Dunwoody
YTD Statement of Revenues and
Expenses Through July 31, 2014

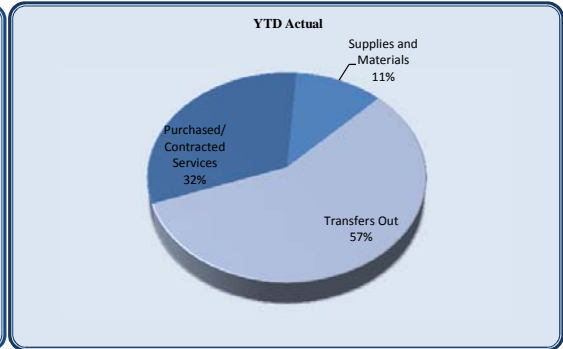
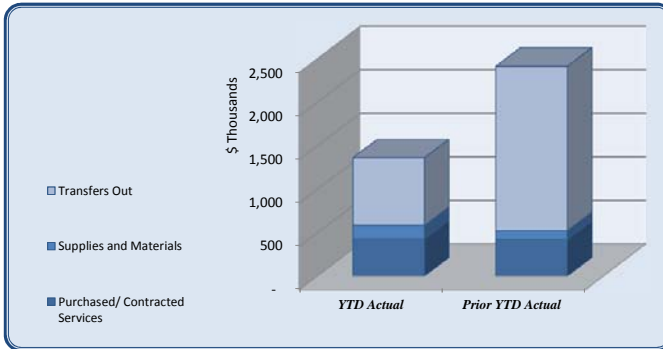
<i>Public Works</i>	Total Annual Budget	YTD Budget	YTD Actual	Variance		Prior YTD Actual	Flux
					(% of YTD Budget)		(Diff from Prior Year)
					(\$ '000)		
Personnel Services	154,058	89,431	87,637	2	98%	43,736	(43,901)
Purchased/ Contracted Services	1,300,157	833,917	701,393	133	84%	550,981	(150,411)
Supplies and Materials	546,431	322,751	301,535	21	93%	300,884	(651)
Transfers to Capital Fund	4,235,000	2,042,500	2,042,500	-	100%	1,572,917	(469,583)
Total Public Works	6,235,646	3,288,600	3,133,065	156	95%	2,468,518	(664,547)



<i>Public Works</i>	Total Annual Budget	YTD Budget	YTD Actual	Variance		Prior YTD Actual	Flux
					(% of YTD Budget)		(Diff from Prior Year)
					(\$ '000)		
Salaries	113,883	65,933	65,542	0	99%	36,667	(28,875)
Group Insurance	20,114	11,733	11,145	1	95%	3,120	(8,025)
Medicare	1,636	954	936	0	98%	439	(497)
Retirement	18,275	10,660	9,835	1	92%	3,510	(6,325)
Workers' Compensation	150	150	179	(0)	119%	-	(179)
Personnel Services	154,058	89,431	87,637	2	98%	43,736	(43,901)
Official/Admin Svcs	255,000	148,750	148,750	-	100%	148,750	-
Professional Services	96,850	73,213	66,418	7	91%	5,463	(60,955)
Tree Fund Expenses	92,534	78,934	74,353	5	94%	3,375	(70,978)
Professional Services	-	-	-	-	-	4,550	4,550
Technical Services	2,400	1,400	1,400	-	100%	1,400	-
Repairs & Maintenance	23,300	13,592	10,000	4	74%	10,180	180
R&M - Storm Damage Removal	105,000	89,070	71,544	18	80%	19,297	(52,247)
R&M - Street Maintenance	455,800	271,883	271,374	1	100%	224,584	(46,790)
R&M - Traffic Signals	221,000	128,917	31,893	97	25%	123,037	91,144
R&M - Right of Way Maint	40,000	23,333	23,345	(0)	100%	7,930	(15,415)
Claims	3,000	1,750	-	2	0%	810	810
Communications	1,400	817	923	(0)	113%	973	50
Advertising	1,000	583	979	(0)	168%	-	(979)
Printing & Binding	750	438	-	0	0%	610	610
Travel	1,323	772	414	0	54%	23	(392)
Purchased/ Contracted Services	1,300,157	833,917	701,393	133	84%	550,981	(150,411)
Supplies-Office	1,181	689	491	0	71%	281	(210)
Supplies-Road Materials	60,000	39,000	39,388	(0)	101%	39,950	562
Electricity	485,000	282,917	261,655	21	92%	256,287	(5,368)
Small Equipment	-	-	-	-	-	4,365	4,365
Supplies and Materials	546,431	322,751	301,535	21	93%	300,884	(651)
Transfers to Capital Fund	4,085,000	2,042,500	2,042,500	-	100%	1,500,000	(542,500)
Transfers to Grants Fund	150,000	-	-	-	-	72,917	72,917
Transfers to Capital Fund	4,235,000	2,042,500	2,042,500	-	100%	1,572,917	(469,583)
Total Public Works	6,235,646	3,288,600	3,133,065	156	95%	2,468,518	(664,547)

City of Dunwoody
YTD Statement of Revenues and
Expenses Through July 31, 2014

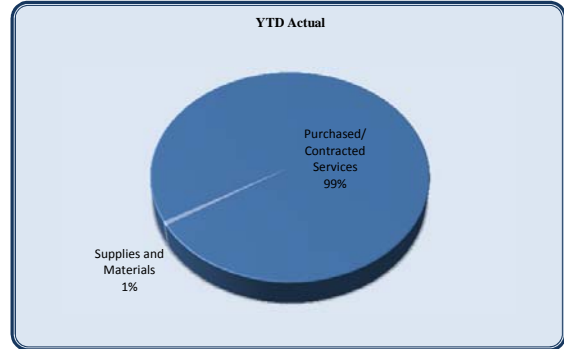
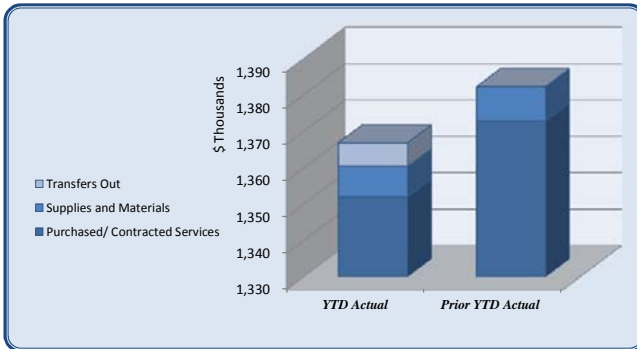
Parks and Recreation							
	Total Annual Budget	YTD Budget	YTD Actual	Variance	(% of YTD Budget)	Prior YTD Actual	Flux
				(\$ '000)			(Diff from Prior Year)
Purchased/ Contracted Services	895,267	535,614	432,234	103	81%	425,834	(6,400)
Supplies and Materials	257,000	163,467	153,569	10	94%	98,666	(54,904)
Transfers Out	1,533,366	775,714	775,714	-	100%	1,889,120	1,113,406
Total Parks and Recreation	2,685,633	1,474,794	1,361,517	113	92%	2,413,619	1,052,102



Parks and Recreation							
	Total Annual Budget	YTD Budget	YTD Actual	Variance	(% of YTD Budget)	Prior YTD Actual	Flux
				(\$ '000)			(Diff from Prior Year)
Official/Admin Svcs	125,000	72,917	72,917	0	100%	72,917	0
Professional Services	10,000	5,833	9,012	(3)	154%	1,000	(8,012)
R&M-Parks	724,267	422,489	325,725	97	77%	326,069	344
Rentals	2,000	1,167	-	1	0%	-	-
Property/Liability Insurance	32,100	32,100	23,099	9	72%	25,849	2,750
Communications	1,500	875	715	0	82%	479	(236)
Dues & Fees	400	233	50	0	21%	-	(50)
Purchased/ Contracted Services	895,267	535,614	432,234	103	81%	425,834	(6,400)
Supplies	93,000	63,900	63,016	1	99%	34,349	(28,667)
Utilities	156,000	94,900	90,554	4	95%	63,532	(27,022)
Small Equipment	8,000	4,667	-	5	0%	785	785
Supplies and Materials	257,000	163,467	153,569	10	94%	98,666	(54,904)
Transfers to Debt Service Fund	108,366	63,214	63,214	-	100%	63,214	0
Transfers to Capital Fund	1,425,000	712,500	712,500	-	100%	1,825,906	1,113,406
Transfers to Grants Fund	150,000	-	-	-	-	72,917	72,917
Transfers Out	1,533,366	775,714	775,714	-	100%	1,889,120	1,113,406
Total Parks and Recreation	2,685,633	1,474,794	1,361,517	113	92%	2,413,619	1,052,102

City of Dunwoody
YTD Statement of Revenues and
Expenses Through July 31, 2014

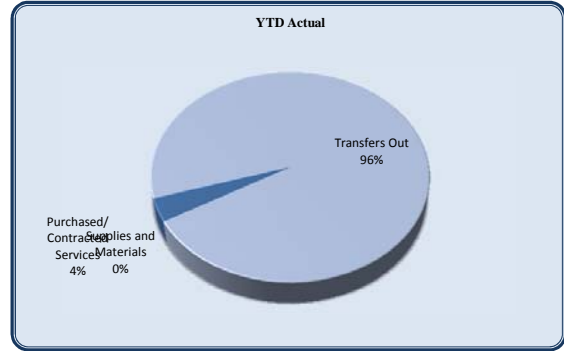
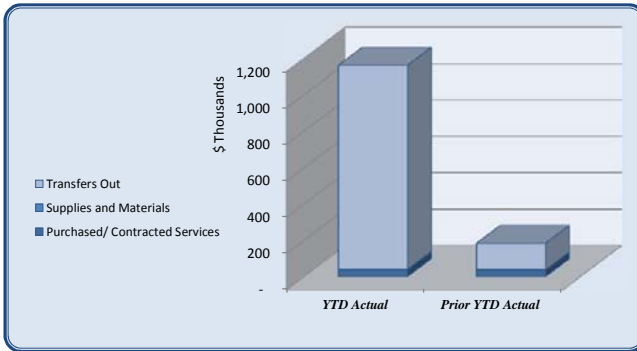
<i>Community Development</i>	Total Annual Budget	YTD Budget	YTD Actual	Variance	(% of YTD Budget)	Prior YTD Actual	Flux
				(\$ '000)			(Diff from Prior Year)
Purchased/ Contracted Services	2,039,302	1,189,593	1,351,933	(162)	114%	1,372,832	20,899
Supplies and Materials	16,500	11,992	8,368	4	70%	9,394	1,025
Transfers Out	13,000	6,500	6,500	-	100%	-	(6,500)
Total Community Development	2,068,802	1,208,085	1,366,802	(159)	113%	1,382,226	15,424



<i>Community Development</i>	Total Annual Budget	YTD Budget	YTD Actual	Variance	(% of YTD Budget)	Prior YTD Actual	Flux
				(\$ '000)			(Diff from Prior Year)
Official/Admin Svcs	1,587,000	925,750	1,248,713	(323)	135%	1,155,174	(93,540)
Professional Services	160,000	93,333	11,072	82	12%	96,995	85,923
Technical Services	174,250	101,646	51,052	51	50%	55,914	4,862
Repairs & Maintenance	88,120	51,403	23,566	28	46%	55,885	32,319
Rentals	-	-	2,479	(2)		2,050	(429)
Communications	3,532	2,060	1,521	1	74%	1,575	54
Advertising	15,000	8,750	7,132	2	82%	3,993	(3,139)
Printing & Binding	5,000	2,917	3,556	(1)	122%	662	(2,895)
Travel	2,000	1,167	67	1	6%	9	(58)
Dues & Fees	1,900	1,108	250	1	23%	575	325
Education & Training	2,500	1,458	2,525	(1)	173%	-	(2,525)
Purchased/ Contracted Services	2,039,302	1,189,593	1,351,933	(162)	114%	1,372,832	20,899
Supplies	11,500	9,075	8,302	1	91%	7,205	(1,097)
Food	1,000	583	7	1	1%	366	359
Books & Periodicals	2,500	1,458	59	1	4%	28	(31)
Small Equipment	1,500	875	-	1	0%	1,794	1,794
Supplies and Materials	16,500	11,992	8,368	4	70%	9,394	1,025
Transfers to Capital Fund	13,000	6,500	6,500	-	100%	-	(6,500)
Transfers Out	13,000	6,500	6,500	-	100%	-	(6,500)
Total Community Development	2,068,802	1,208,085	1,366,802	(159)	113%	1,382,226	15,424

City of Dunwoody
YTD Statement of Revenues and
Expenses Through July 31, 2014

<i>Economic Development</i>		Total Annual Budget	YTD Budget	YTD Actual	Variance	(% of YTD Budget)	Prior YTD Actual	Flux
					(\$ '000)			(Diff from Prior Year)
Purchased/ Contracted Services		76,468	48,896	40,607	8	83%	38,390	(2,217)
Supplies and Materials		1,200	1,164	1,410	(0)	121%	491	(918)
Transfers Out		1,206,000	1,120,167	1,120,167	0	100%	145,090	(975,077)
Total Economic Development		1,283,668	1,170,227	1,162,183	8	99%	183,971	(978,212)



<i>Economic Development</i>		Total Annual Budget	YTD Budget	YTD Actual	Variance	(% of YTD Budget)	Prior YTD Actual	Flux
					(\$ '000)			(Diff from Prior Year)
Professional Services		30,000	17,500	17,500	-	100%	17,500	-
Technical Services		7,000	4,083	-	4	0%	-	-
Communications		968	565	-	1	0%	-	-
Advertising		28,500	20,625	20,550	0	100%	14,962	(5,588)
Printing & Binding		3,500	2,042	394	2	19%	305	(89)
Travel		1,500	875	40	1	5%	31	(9)
Dues & Fees		4,305	2,511	1,428	1	57%	5,292	3,864
Education & Training		695	695	695	0	100%	300	(395)
Purchased/ Contracted Services		76,468	48,896	40,607	8	83%	38,390	(2,217)
Supplies		-	-	-	-	-	491	491
Food		1,200	1,164	1,410	(0)	121%	-	(1,410)
Supplies and Materials		1,200	1,164	1,410	(0)	121%	491	(918)
Transfers to Debt Service Fund		1,206,000	1,120,167	1,120,167	0	100%	145,090	(975,077)
Transfers Out		1,206,000	1,120,167	1,120,167	0	99%	183,971	(978,212)
Total Economic Development		1,283,668	1,170,227	1,162,183	8	99%	183,971	(978,212)

<i>Contingency</i>		Total Annual Budget	YTD Budget	YTD Actual	Variance	(% of YTD Budget)	Prior YTD Actual	Flux
					(\$ '000)			(Diff from Prior Year)
Contingency		400,000	233,333	-	233	0%	-	-
Total Contingency		400,000	233,333	-	233	0%	-	-
Total General Fund Expenditures		24,982,675	14,826,535	13,562,532	1,264	91%	13,759,596	197,064
Total Revenues over/(under) Expenditures		425,001	(7,222,240)	(4,976,711)	2,246	69%	(6,914,250)	1,937,539

City of Dunwoody
YTD Statement of
Expenses Through July 31, 2014

<i>Capital Projects Fund</i>	Original Budget	Adjustments/ Amendments	Total Project Budget	Spent in Prior Years	Spent in Current Year	Total Spent to Date	Project Balance
Expenditures							
Courtroom and Council AV	140,400	-	140,400	(127,191)	-	(127,191)	13,209
Emergency BackUp/Disaster Recovery System	35,000	1,880	36,880	(34,290)	-	(34,290)	2,589
Network Access Control COMPLETED 2014	15,000	-	15,000	-	(16,211)	(16,211)	(1,211)
Off-site Replication of Servers for Disaster Recovery	51,875	-	51,875	-	(37,044)	(37,044)	14,831
Unified Communications Upgrade to provide for Redundancy	47,500	-	47,500	-	(39,752)	(39,752)	7,748
Website Redesign and Replacement	65,000	-	65,000	-	(43,442)	(43,442)	21,558
Information Technology	401,424	0	401,424	(206,251)	(136,449)	(342,700)	58,725
Initial Setup COMPLETED 2011	3,516,000	75,215	3,591,215	(3,592,546)	-	(3,592,546)	(1,331)
City Hall Design & Engineering Prefunding	100,000	-	100,000	-	-	-	100,000
Programming Study for Future City Hall	50,000	-	50,000	-	-	-	50,000
Facilities Improvement Partnership Program (2013 FIPP)	250,000	33,500	283,500	(51,385)	(187,075)	(238,460)	45,040
Facilities Improvement Partnership Program (2014 FIPP)	250,000	(33,500)	216,500	-	-	-	216,500
City Hall Reconfiguration for Efficiency	31,500	-	31,500	-	(17,084)	(17,084)	14,416
Facilities	4,197,500	75,215	4,272,715	(3,643,931)	(204,159)	(3,848,090)	424,625
Fixed LPR & Mobile LPR	119,875	-	119,875	(49,459)	-	(49,459)	70,416
Panoscan ABANDONED	43,000	-	43,000	-	-	-	43,000
Code Red	24,500	-	24,500	(18,875)	-	(18,875)	5,625
Vehicle Replacement	1,500,000	-	1,500,000	(91,653)	-	(91,653)	1,408,347
Police Machinery & Equipment COMPLETED 2011	200,800	-	200,800	(168,406)	-	(168,406)	32,394
Spare Patrol Unit COMPLETED 2012	45,000	-	45,000	(40,209)	-	(40,209)	4,791
North Metro SWAT night vision COMPLETED 2012	20,300	-	20,300	(20,172)	-	(20,172)	128
Daily Report Software	12,400	-	12,400	-	-	-	12,400
Crime Analysis Plus COMPLETED 2012	21,300	-	21,300	(1,820)	-	(1,820)	19,480
Forensic Computer Software COMPLETED 2012	13,050	-	13,050	(9,772)	-	(9,772)	3,278
Brook Run Surveillance Camera System	113,000	-	113,000	(67,875)	-	(67,875)	45,125
Crime Response Team & Prisoner Transport Equipment COMPLETED 2013	238,009	-	238,009	(232,211)	-	(232,211)	5,798
New Position-Detective Machinery & Equipment	30,000	-	30,000	-	(26,057)	(26,057)	3,943
AFIS Automated Fingerprint Identification System	54,398	-	54,398	-	-	-	54,398
Police Department	2,435,632	-	2,435,632	(700,452)	(26,057)	(726,509)	1,709,123
2009 General Infrastructure COMPLETED 2011	400,000	(127,515)	272,485	(119,600)	-	(119,600)	152,885
Dunwoody Village TE Project	2,100,000	(431,218)	1,668,782	(305,418)	(23,747)	(329,164)	1,339,618
Road Resurfacing	8,881,000	65,104	8,946,104	(6,887,457)	(165,291)	(7,052,748)	1,893,356
New Sidewalks and ADA Ramps	2,030,000	45,000	2,075,000	(1,319,909)	(113,033)	(1,432,942)	642,058
Traffic Calming Radar Signs	100,000	-	100,000	(11,650)	-	(11,650)	88,350
N. Peachtree Rd/Tilly Mill Intersection Improvement	2,100,000	-	2,100,000	(274,791)	(29,377)	(304,167)	1,795,833
Mt. Vernon Rd/Vermack Intersection Improvement	175,000	106,000	281,000	(51,598)	(38,677)	(90,275)	190,725
Womack/Vermack Intersection Improvement	200,000	-	200,000	(69,912)	-	(69,912)	130,088
Austin Radar Signs COMPLETED 2011	15,000	-	15,000	(8,479)	-	(8,479)	6,521
PW Management Software COMPLETED 2012	90,000	-	90,000	(85,544)	-	(85,544)	4,456
Wayfinding	150,000	-	150,000	(29,100)	(7,497)	(36,597)	113,403
Chamblee Dunwoody & Spalding Drive	120,000	55,000	175,000	(6,000)	(39,769)	(45,769)	129,231
School Pedestrian Safety Improvements	-	40,000	40,000	(30,816)	(7,000)	(37,816)	2,184
Concept Funding-Tilly Mill at Mt. Vernon Place	25,000	-	25,000	-	-	-	25,000
Concept Funding-Mt. Vernon at Tilly Mill	25,000	-	25,000	-	-	-	25,000
Concept Funding-Chamblee Dunwoody at Peeler	50,000	-	50,000	-	-	-	50,000
Intelligent Traffic System (ITS)-adding signals to network	85,000	-	85,000	-	-	-	85,000
Partial Construction Funding-Chamblee Dunwoody Rd from Cambridge to Valley View	800,000	-	800,000	-	(16,846)	(16,846)	783,154
Chesnut Elementary Pedestrian Project	-	-	-	-	(960)	(960)	(960)
Public Works	17,496,000	(397,630)	17,098,370	(9,200,273)	(442,196)	(9,642,468)	7,455,902

City of Dunwoody
YTD Statement of
Expenses Through July 31, 2014

<i>Capital Projects Fund</i>	Original Budget	Adjustments/ Amendments	Total Project Budget	Spent in Prior Years	Spent in Current Year	Total Spent to Date	Project Balance
Expenditures							
Project Renaissance	12,466,000	2,673,635	15,139,635	(15,082,332)	(134,709)	(15,217,040)	(77,405)
Pernoshal Park-Partial Funding for 5 Acre Park (Ph II) at 19 acre property-Grading, parking, and multi-use trail	1,025,000	-	1,025,000	-	(6,315)	(6,315)	1,018,685
Brook Run Demo	400,000	-	400,000	(89,310)	(106,248)	(195,558)	204,442
Brook Run Park Improvements	150,000	-	150,000	(111,114)	-	(111,114)	38,886
Brook Run Trail	572,010	823,612	1,395,622	(430,809)	(605,408)	(1,036,217)	359,404
Nancy Creek Greenway	25,000	-	25,000	(17,463)	-	(17,463)	7,538
Dunwoody Gateway Market Installation	150,000	-	150,000	(9,618)	-	(9,618)	140,382
Donaldson Chesnut Facility Stabilization	226,000	-	226,000	-	-	-	226,000
NDCAC Roof Replacement COMPLETED 2014	350,000	-	350,000	(260,000)	(65,896)	(325,896)	24,104
Design for Future Parks Trails Projects	25,000	-	25,000	-	-	-	25,000
Brook Run Dog Park Relocation	195,000	-	195,000	(30,088)	(5,180)	(35,268)	159,732
Dunwoody Park Parking Lot Resurfacing	100,000	-	100,000	-	-	-	100,000
Windwood Hollow Park Playground Replacement	125,000	-	125,000	-	-	-	125,000
Emergency Notification System for Brook Run Park and Dunwoody Park	85,000	-	85,000	-	-	-	85,000
Parks	15,894,010	3,497,247	19,391,257	(16,030,734)	(923,756)	(16,954,490)	2,436,767
GIS Webviewer	75,000	-	75,000	(22,457)	(18,035)	(40,492)	34,508
Plotter Purchase	20,000	-	20,000	(3,048)	(1,778)	(4,826)	15,174
GIS Mobile Collection Unit	13,000	-	13,000	-	(11,510)	(11,510)	1,490
Community Development	108,000	-	108,000	(25,505)	(31,323)	(56,828)	51,172
Total	40,532,566	3,174,833	43,707,399	(29,807,145)	(1,763,941)	(31,571,086)	12,136,313

City of Dunwoody
YTD Statement of Revenues and
Expenses Through July 31, 2014

<i>E911 Fund</i>	Total Annual Budget	YTD Budget	YTD Actual	Variance (\$ '000)	(% of YTD Budget)	Prior YTD Actual	Flux (Diff from Prior Year)
Revenues							
E911 Revenue	950,000	554,167	711,334	157	128%	718,744	7,410
Transfers In	251,655	146,799	-	(147)	0%	60,870	60,870
Total Revenues	1,201,655	700,965	711,334	10	101%	779,614	68,280
Expenditures							
Communications	108,738	63,431	52,588	11	83%	38,969	(13,619)
Intergovernmental-E911 (Chatcomm)	1,092,917	637,535	627,083	10	98%	627,083	-
Transfers Out-Debt	-	-	-	-		33,561	33,561
Total Expenditures	1,201,655	700,965	679,672	21	97%	699,614	19,942
Total Revenues over/(under) Expenditures	-	-	31,662	32		80,000	48,338

City of Dunwoody
YTD Statement of Revenues and
Expenses Through July 31, 2014

<i>Hotel Excise Tax Fund</i>	Total Annual Budget	YTD Budget	YTD Actual	Variance	Prior YTD Actual	Flux
			(\$ '000)	(% of YTD Budget)		(Difference from Prior Year)
Revenues						
Hotel/Motel Tax	2,100,000	1,225,000	1,436,122	211	117%	1,196,407 (239,715)
Interest Revenue	-	-	15	0		39 24
Total Revenues	2,100,000	1,225,000	1,436,137	211	117%	1,196,446 (239,691)
Expenditures						
Transfers to General Fund	1,260,000	735,000	861,687	(127)	117%	717,878 (143,809)
Transfers to Component Unit - CVBD	840,000	490,000	574,449	(84)	117%	478,563 (95,886)
Total Expenditures	2,100,000	1,225,000	1,436,136	(211)	117%	1,196,441 (239,695)
Total Revenues over/(under) Expenditures	-	-	1	0		5 4

City of Dunwoody
 YTD Statement of Revenues and
 Expenses Through July 31, 2014

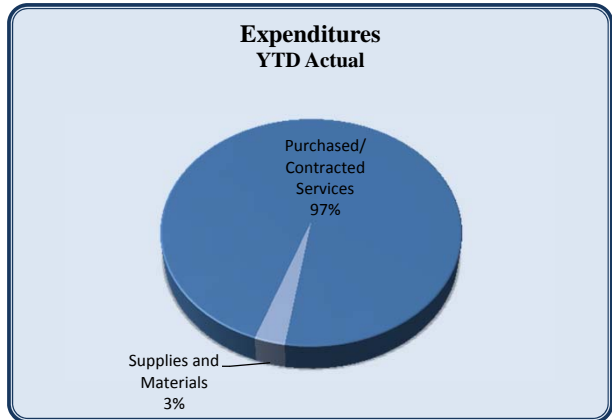
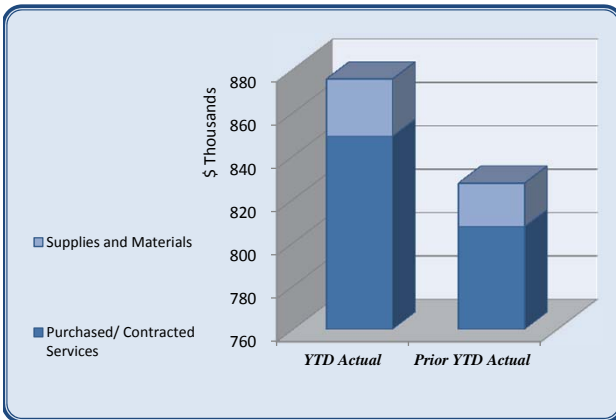
<i>Motor Vehicle Rental Excise Tax Fund</i>	Total Annual Budget	YTD Budget	YTD Actual	Variance	Prior YTD Actual	Flux
			(\$ '000)	(% of YTD Budget)		(Difference from Prior Year)
Revenues						
MV Rental Excise Tax	98,000	57,167	65,132	8	114%	60,847 (4,285)
Total Revenues	98,000	57,167	65,132	8	114%	60,847 (4,285)
Expenditures						
Transfers to General Fund	98,000	57,167	65,132	(8)	114%	60,847 (4,285)
Total Expenditures	98,000	57,167	65,132	(8)	114%	60,847 (4,285)
Total Revenues over/(under) Expenditures	-	-	-	-		-

City of Dunwoody
YTD Statement of Revenues and
Expenses Through July 31, 2014

<i>Debt Service Fund</i>	Total Annual Budget	YTD Budget	YTD Actual	Variance	Prior YTD Actual	Flux
				(\$ '000)	(% of YTD Budget)	(Difference from Prior Year)
Revenues						
Interest Revenue	-	-	-	-	-	-
Transfers from General Fund	1,314,367	1,183,381	1,183,380	(0)	100%	883,357 (300,023)
Transfers from E911 Fund	-	-	-	-		33,561 33,561
Residual Equity Transfer In	-	-	-	-		-
Total Revenues	1,314,367	1,183,381	1,183,380	(0)	100%	916,918 (266,462)
Expenditures						
Lease Principal	-	-	19,377	(19)		801,384 782,006
Lease Interest	-	-	6,797	(7)		90,448 83,652
Transfers Out - CU	1,314,088	1,157,044	1,157,044	-	100%	- (1,157,044)
Total Expenditures	1,314,088	1,157,044	1,183,218	(26)	102%	891,832 (291,386)
Total Revenues over/(under) Expenditures	279	26,337	162	(26)	1%	25,086 24,924

City of Dunwoody
YTD Statement of Revenues and
Expenses Through July 31, 2014

<i>Stormwater fund</i>	Total Annual Budget	YTD Budget	YTD Actual	Variance	Prior YTD Actual	Flux
				(\$ '000)	(% of YTD Budget)	(Difference from Prior Year)
Revenues						
Stormwater Utility Charges	1,815,316	-	3,069	3	-	(3,069)
Interest Revenue	500	292	720	0	247%	550
Total Revenues	1,815,816	292	3,789	3	1299%	(2,519)
Expenditures						
Official/Admin Svcs	120,000	70,000	70,000	-	100%	-
Professional Services-Stormwater	140,000	81,667	2,938	79	4%	106,515
Repairs & Maintenance	1,500,000	875,000	776,118	99	89%	(150,387)
Rep & Maint-Riprap Program	12,000	7,000	-	7	0%	1,734
Printing & Binding	1,000	583	-	1	0%	-
Dues & Fees	500	292	-	0	0%	431
Purchased/ Contracted Services	1,773,500	1,034,542	849,056	185	82%	(41,707)
Supplies	30,000	22,950	26,374	(3)	115%	(6,329)
Books & Periodicals	500	292	-	0	0%	-
Supplies and Materials	30,500	23,242	26,374	(3)	113%	(6,329)
Total Expenditures	1,804,000	1,057,783	875,431	182	83%	(42,117)
Total Revenues over/(under) Expenditures	11,816	(1,057,492)	(871,641)	186	82%	(832,044)



Convention Visitors' Bureau of Dunwoody
Monthly Statement of Revenues and Expenses
July 31, 2014

CVB of Dunwoody	Total Annual		Variance		Prior YTD Actual
	Budget	YTD Budget	YTD Actual	(% of YTD Budget)	
Fund Balance	-	-	-		
Revenues					
Interest Revenue	1,152	672	692	103%	717
Other Revenue	-	-	-		634
Tax Revenue	843,807	492,221	574,449	117%	478,563
Total Revenues	844,959	492,893	575,141	117%	479,914
Expenditures					
<i>Employees/Personnel</i>					
Salaries	245,422	130,989	125,779	96%	106,390
Benefits	30,503	16,985	9,654	57%	10,747
Payroll Taxes	24,542	13,452	10,462	78%	9,040
Unemployment	-	-	(810)		-
Medic	-	-	-		-
<i>Total Employees/Personnel Expenditures</i>	300,467	161,426	145,085	90%	126,176
<i>Administrative</i>					
Depreciation Expense	-	-	-		-
Legal & Professional Fees	18,835	12,685	8,902	70%	5,985
Rent	41,589	24,199	20,758	86%	26,849
Employee Development	6,680	6,180	3,488	56%	4,085
Equipment Lease	1,826	1,022	1,020	100%	996
IT Support	3,600	2,350	3,563	152%	824
Insurance	4,676	-	245		91
Postage/Courier/Ovenight Mail	-	-	697		-
Telephone/Internet	7,242	4,037	4,133	102%	3,744
Licenses & Fees	3,530	2,200	305	14%	228
Miscellaneous	2,160	1,260	365	29%	382
Office Expense	2,400	1,400	1,173	84%	1,564
Vehicle Expenses	-	-	-		-
Meals & Meeting Expenses	3,510	2,325	1,728	74%	1,193
Travel	6,000	3,500	2,242	64%	386
Small Equipment	6,000	5,000	6,036	121%	1,750
Furniture & Fixtures	1,000	1,000	2,682	268%	-
<i>Total Administrative Expenditures</i>	109,048	67,158	57,336	85%	48,075
<i>Marketing</i>					
Research	-	-	5,901		-
Graphic Design	36,000	21,000	18,650	89%	29,444
Public Relations	11,500	9,500	950	10%	86
Website Management	13,983	10,079	11,356	113%	5,404
Website Marketing	42,000	24,500	27,450	112%	19,209
Advertising - Print	70,000	39,000	25,028	64%	80,732
Advertising - Digital	70,000	39,000	37,380	96%	9,904
Printing	12,000	7,600	16,039	211%	9,925
Postage/Courier/Ovenight Mail	2,720	1,400	134	10%	1,230
Dues & Subscriptions	8,641	735	1,157	157%	9,408
Memberships	9,960	8,760	8,475	97%	8,590
Customer Relationship Management Tool	12,000	-	-		-
Photography	2,000	1,500	1,300	87%	-
Miscellaneous	1,800	1,050	787	75%	516
<i>Total Marketing Expenditures</i>	292,604	164,124	154,606	94%	174,448
<i>Promotional</i>					
Community Development	17,550	10,075	12,819	127%	12,867
Conventions and Trade Shows	22,290	15,295	9,069	59%	13,599
Event Hosting & Site Visits	14,800	7,350	256	3%	1,088
Sponsorships	20,000	10,000	7,000	70%	7,750
Meals and Business Development	3,000	1,750	1,293	74%	892
Meeting Bids and Incentives	8,000	4,000	-	0%	189
Promotions	20,000	15,000	15,240	102%	10,033
Travel	13,200	7,700	6,337	82%	6,219
Promotional Materials	24,000	14,000	6,406	46%	6,547
<i>Total Promotional Expenditures</i>	142,840	85,170	58,419	69%	59,185
Total Expenditures	844,959	477,878	415,446	87%	407,884
Total Revenues over/(under) Expenditures	-	15,015	159,695		72,029

VENDOR SET: 01 City of Dunwoody, GA
 BANK: 01 Suntrust Concentration
 DATE RANGE: 7/01/2014 THRU 7/31/2014

VENDOR I.D.	NAME	STATUS	CHECK DATE	AMOUNT	DISCOUNT	CHECK NO	CHECK STATUS	CHECK AMOUNT
001615	PNC Bank, N. A.							
I-Aug 2014	PNC Bank, N. A.	D	7/11/2014			000000		
405 8000.582200.01	Lease Interest			2,749.02				
405 8000.581200.01	Lease Principal			14,394.42				17,143.44
001615	PNC Bank, N. A.							
I-August 2014	PNC Bank, N. A.	D	7/21/2014			000000		
405 8000.582200.01	Lease Interest			2,738.74				
405 8000.581200.01	Lease Principal			6,291.78				9,030.52

* * T O T A L S * *	NO	INVOICE AMOUNT	DISCOUNTS	CHECK AMOUNT
REGULAR CHECKS:	0	0.00	0.00	0.00
HAND CHECKS:	0	0.00	0.00	0.00
DRAFTS:	2	26,173.96	0.00	26,173.96
EFT:	0	0.00	0.00	0.00
NON CHECKS:	0	0.00	0.00	0.00
VOID CHECKS:	0 VOID DEBITS	0.00		
	VOID CREDITS	0.00	0.00	

TOTAL ERRORS: 0

** G/L ACCOUNT TOTALS **

G/L ACCOUNT	NAME	AMOUNT
405 8000.581200.01	Lease Principal	20,686.20
405 8000.582200.01	Lease Interest	5,487.76
	*** FUND TOTAL ***	26,173.96

VENDOR SET: 01 BANK: 01	TOTALS:	NO	INVOICE AMOUNT	DISCOUNTS	CHECK AMOUNT
		2	26,173.96	0.00	26,173.96
BANK: 01	TOTALS:	2	26,173.96	0.00	26,173.96

VENDOR SET: 01 City of Dunwoody, GA
 BANK: 02 Suntrust Payroll Account
 DATE RANGE: 7/01/2014 THRU 7/31/2014

VENDOR I.D.	NAME	STATUS	CHECK DATE	AMOUNT	DISCOUNT	CHECK NO	CHECK STATUS	CHECK AMOUNT
000022	ADP							
I-438626998	ADP	D	7/04/2014			000000		
100 1512.521200.00	Professional Services	ADP		500.35				500.35
000022	ADP							
I-439298459	ADP	D	7/18/2014			000000		
100 1512.521200.00	Professional Services	ADP		538.86				538.86

* * T O T A L S * *	NO	INVOICE AMOUNT	DISCOUNTS	CHECK AMOUNT
REGULAR CHECKS:	0	0.00	0.00	0.00
HAND CHECKS:	0	0.00	0.00	0.00
DRAFTS:	2	1,039.21	0.00	1,039.21
EFT:	0	0.00	0.00	0.00
NON CHECKS:	0	0.00	0.00	0.00
VOID CHECKS:	0 VOID DEBITS	0.00		
	VOID CREDITS	0.00	0.00	0.00

TOTAL ERRORS: 0

** G/L ACCOUNT TOTALS **

G/L ACCOUNT	NAME	AMOUNT
100 1512.521200.00	Professional Services	1,039.21
	*** FUND TOTAL ***	1,039.21

VENDOR SET: 01 BANK: 02	TOTALS:	NO	INVOICE AMOUNT	DISCOUNTS	CHECK AMOUNT
		2	1,039.21	0.00	1,039.21
BANK: 02	TOTALS:	2	1,039.21	0.00	1,039.21

VENDOR SET: 01 City of Dunwoody, GA
 BANK: 03 Suntrust Disbursement Acc
 DATE RANGE: 7/01/2014 THRU 7/31/2014

VENDOR I.D.	NAME	STATUS	CHECK DATE	AMOUNT	DISCOUNT	CHECK NO	CHECK STATUS	CHECK AMOUNT
000025	Clark Patterson Lee							
I-37	Clark Patterson Lee	D	7/01/2014			000000		
100 7000.521100.01	Official/Admin Svcs	Clark Patterson Lee		150,329.30				150,329.30
000025	Clark Patterson Lee							
I-38	Clark Patterson Lee	D	7/31/2014			000000		
100 7000.521100.01	Official/Admin Svcs	Clark Patterson Lee		132,250.00				132,250.00
000029	Lowe Engineers. LLC							
I-14880	Lowe Engineers. LLC	D	7/30/2014			000000		
100 4100.521100.01	Official/Admin Svcs	Lowe Engineers. LLC		21,250.00				
100 6200.521100.01	Official/Admin Svcs	Lowe Engineers. LLC		10,416.65				
560 4320.521100.01	Official/Admin Svcs	Lowe Engineers. LLC		10,000.00				41,666.65
000137	Medcom Services, Inc							
I-7/5/2014	Medcom Services, Inc	D	7/05/2014			000000		
100 0000.121300.16	Flex Spending Ded Payable	Medcom Services, Inc		290.80				290.80
000137	Medcom Services, Inc							
I-7/12/2014	Medcom Services, Inc	D	7/12/2014			000000		
100 0000.121300.16	Flex Spending Ded Payable	Medcom Services, Inc		1,358.88				1,358.88
000137	Medcom Services, Inc							
I-7/19/2014	Medcom Services, Inc	D	7/19/2014			000000		
100 0000.121300.16	Flex Spending Ded Payable	Medcom Services, Inc		689.28				689.28
000137	Medcom Services, Inc							
I-7/26/2014	Medcom Services, Inc	D	7/26/2014			000000		
100 0000.121300.16	Flex Spending Ded Payable	Medcom Services, Inc		547.32				547.32
000271	Georgia Bureau of Investigatio							
I-181-248969	Georgia Bureau of Investigatio	D	7/01/2014			000000		
100 3200.521300.00	Technical Svcs	Georgia Bureau of In		265.50				265.50
001419	Mulcahy Accounting & Risk Cons							
I-2014-6	Mulcahy Accounting & Risk Cons	D	7/03/2014			000000		
100 1511.521200.00	Professional Services	Mulcahy Accounting &		1,291.66				
I-2014-7	Mulcahy Accounting & Risk Cons	D	7/03/2014			000000		
100 1511.521200.00	Professional Services	Mulcahy Accounting &		1,291.66				2,583.32
001480	Interdev, LLC							
I-11139	Interdev, LLC	D	7/31/2014			000000		
100 1535.521100.01	Official/Admin Svcs	Interdev, LLC		25,805.13				25,805.13

VENDOR SET: 01 City of Dunwoody, GA
 BANK: 03 Suntrust Disbursement Acc
 DATE RANGE: 7/01/2014 THRU 7/31/2014

VENDOR I.D.	NAME	STATUS	CHECK DATE	AMOUNT	DISCOUNT	CHECK NO	CHECK STATUS	CHECK AMOUNT
001685	J.P. Morgan Chase Commercial C							
I-July 2014	J.P. Morgan Chase Commercial C	D	7/28/2014			000000		
100 0000.121110.00	PCard A/P Control	J.P. Morgan Chase Co		103,436.25				103,436.25
000008	CIT Technology Fin Serv Inc							
I-25399342	CIT Technology Fin Serv Inc	R	7/11/2014			018097		
100 1565.522300.00	Rentals	CIT Technology Fin S		733.00				733.00
000036	Allegra Print & Imaging							
I-37488	Allegra Print & Imaging	R	7/11/2014			018098		
100 1512.523400.00	Printing & Binding	Allegra Print & Imag		420.00				420.00
000094	WEX BANK							
I-37245427	WEX BANK	R	7/11/2014			018099		
100 3200.531270.00	Gasoline	WEX BANK		20,506.12				20,506.12
000118	Peace Officers'							
I-July 2014	Peace Officers'	R	7/11/2014			018100		
100 0000.121300.15	POAB Deduction Payable	Peace Officers'		640.00				640.00
000130	Translation Station, INC							
I-43613	Translation Station, INC	R	7/11/2014			018101		
100 2650.521300.00	Technical Svcs	Translation Station,		458.37				458.37
000149	AT&T							
I-July 2014	AT&T	R	7/11/2014			018102		
100 1535.523200.00	Communications	AT&T		115.91				115.91
000150	Fidelity Security Life Insuran							
I-8195178	Fidelity Security Life Insuran	R	7/11/2014			018103		
100 0000.121300.12	EE-Vision Payable	Fidelity Security Li		419.32				419.32
000156	Powell, Hugh R							
I-1959	Powell, Hugh R	R	7/11/2014			018104		
100 2650.521200.00	Prof Svcs	Powell, Hugh R		1,750.00				1,750.00
000163	Metro Materials Inc.							
I-35619	Metro Materials Inc.	R	7/11/2014			018105		
560 4320.531100.00	Supplies	Metro Materials Inc.		849.96				849.96
000165	Vulcan Materials Company							
I-21212005506	Vulcan Materials Company	R	7/11/2014			018106		
560 4320.531100.00	Supplies	Vulcan Materials Com		639.00				
I-21212005760	Vulcan Materials Company	R	7/11/2014			018106		
560 4320.531100.00	Supplies	Vulcan Materials Com		352.00				
I-21212005889	Vulcan Materials Company	R	7/11/2014			018106		
100 4200.531100.00	Supplies	Vulcan Materials Com		425.50				
I-21212005890	Vulcan Materials Company	R	7/11/2014			018106		

VENDOR SET: 01 City of Dunwoody, GA
 BANK: 03 Suntrust Disbursement Acc
 DATE RANGE: 7/01/2014 THRU 7/31/2014

VENDOR I.D.	NAME	STATUS	CHECK DATE	AMOUNT	DISCOUNT	CHECK NO	CHECK STATUS	CHECK AMOUNT
000165	Vulcan Materials CompaCONT							
I-21212005890	Vulcan Materials Company	R	7/11/2014			018106		
560 4320.531100.00	Supplies	Vulcan Materials Com		346.00				
I-21212005945	Vulcan Materials Company	R	7/11/2014			018106		
560 4320.531100.00	Supplies	Vulcan Materials Com		477.75				
I-21212005946	Vulcan Materials Company	R	7/11/2014			018106		
100 4200.531100.00	Supplies	Vulcan Materials Com		266.50				2,506.75
000183	Sprint							
I-570839599-063	Sprint	R	7/11/2014			018107		
100 3200.523200.00	Communications	Sprint		2,184.06				2,184.06
000206	Georgia Power							
I-June 2014	Georgia Power	R	7/11/2014			018108		
100 4100.531230.00	Electricity	Georgia Power		38,469.05				
100 6200.531230.00	Utilities	Georgia Power		7,190.18				45,659.23
000210	Rotary Club of Dunwoody, GA In							
I-3039	Rotary Club of Dunwoody, GA In	R	7/11/2014			018109		
100 3200.523600.00	Dues & Fees	Rotary Club of Dunwo		412.50				
I-3066	Rotary Club of Dunwoody, GA In	R	7/11/2014			018109		
100 1110.523600.00	Dues & Fees	Rotary Club of Dunwo		412.50				825.00
000249	Municipal Code Corporation							
I-243680	Municipal Code Corporation	R	7/11/2014			018110		
100 1330.521200.00	Prof Svcs	Municipal Code Corpo		1,064.93				1,064.93
000269	DeKalb County Georgia							
I-6305611-6/18/14	DeKalb County Georgia	R	7/11/2014			018111		
100 6200.531230.00	Utilities	DeKalb County Georgi		71.43				
I-6305622-6/18/14	DeKalb County Georgia	R	7/11/2014			018111		
100 6200.531230.00	Utilities	DeKalb County Georgi		511.28				
I-6305655-6/18/14	DeKalb County Georgia	R	7/11/2014			018111		
100 6200.531230.00	Utilities	DeKalb County Georgi		80.08				
I-6305677-6/18/14	DeKalb County Georgia	R	7/11/2014			018111		
100 6200.531230.00	Utilities	DeKalb County Georgi		789.03				
I-6305688-6/18/14	DeKalb County Georgia	R	7/11/2014			018111		
100 6200.531230.00	Utilities	DeKalb County Georgi		48.95				1,500.77
000331	Tyler Technologies, Inc							
I-025-99029	Tyler Technologies, Inc	R	7/11/2014			018112		
100 2650.522200.00	Repairs & Maintenance	Tyler Technologies,		200.00				200.00

VENDOR SET: 01 City of Dunwoody, GA
 BANK: 03 Suntrust Disbursement Acc
 DATE RANGE: 7/01/2014 THRU 7/31/2014

VENDOR I.D.	NAME	STATUS	CHECK DATE	AMOUNT	DISCOUNT	CHECK NO	CHECK STATUS	CHECK AMOUNT
001023	Victoria Clearfield							
I-June 2014	Victoria Clearfield	R	7/11/2014			018113		
100 2650.521300.00	Technical Svcs	Victoria Clearfield		1,500.00				1,500.00
001103	Dated Events LLC							
I-214138-A	Dated Events LLC	R	7/11/2014			018114		
100 1110.531100.00	Supplies	Dated Events LLC		67.46				
100 1110.531100.00	Supplies	Dated Events LLC		215.45				
100 1110.531100.00	Supplies	Dated Events LLC		169.46				
100 1110.531100.00	Supplies	Dated Events LLC		115.46				
100 1110.531100.00	Supplies	Dated Events LLC		69.40				
100 1110.531100.00	Supplies	Dated Events LLC		115.46				752.69
001281	Phase 3 Marketing & Communicat							
I-0061991-IN	Phase 3 Marketing & Communicat	R	7/11/2014			018115		
100 1570.521200.00	Professional Services	Phase 3 Marketing &		2,904.25				
I-0064620-IN	Phase 3 Marketing & Communicat	R	7/11/2014			018115		
100 1570.521200.00	Professional Services	Phase 3 Marketing &		2,907.84				
I-313767A-IN	Phase 3 Marketing & Communicat	R	7/11/2014			018115		
100 7500.523300.00	Advertising	Phase 3 Marketing &		5,000.00				10,812.09
001303	Custom Signs Today							
I-28138	Custom Signs Today	R	7/11/2014			018116		
100 1110.531100.00	Supplies	Custom Signs Today		75.00				75.00
001345	JEL Consulting Group, LLC							
I-196	JEL Consulting Group, LLC	R	7/11/2014			018117		
100 7500.521200.00	Professional Services	JEL Consulting Group		2,500.00				
I-199	JEL Consulting Group, LLC	R	7/11/2014			018117		
100 7500.521200.00	Professional Services	JEL Consulting Group		2,500.00				5,000.00
001385	Wolverton and Associates, Inc.							
I-38881	Survey/Construction Plan	R	7/11/2014			018118		
350 4200.541400.00	Infrastructure	Survey/Construction		9,133.20				9,133.20
001415	Rite Way							
I-360551	Rite Way	R	7/11/2014			018119		
100 6200.522200.06	R&M-Parks	Rite Way		1,621.32				1,621.32
001468	International Institute of Mun							
I-Membership 9/30/15	International Institute of Mun	R	7/11/2014			018120		
100 1330.523600.00	Dues & Fees	International Instit		185.00				185.00

VENDOR SET: 01 City of Dunwoody, GA
 BANK: 03 Suntrust Disbursement Acc
 DATE RANGE: 7/01/2014 THRU 7/31/2014

VENDOR I.D.	NAME	STATUS	CHECK DATE	AMOUNT	DISCOUNT	CHECK NO	CHECK STATUS	CHECK AMOUNT
001565	Georgia Development Partners,							
I-GD500-09-01	DWY SIDEWALK REPAIR/ADA	R	7/11/2014			018121		
350 4200.541400.00	Infrastructure			6,624.00				
I-GDP06302014-01	Georgia Development Partners,	R	7/11/2014			018121		
100 6200.522200.06	R&M-Parks			1,686.78				8,310.78
001650	American United Life Insurance							
I-20140601AR01	American United Life Insurance	R	7/11/2014			018122		
100 1540.512900.00	Other Employment Benefits			312.50				312.50
001689	Kacena Design, LLC							
I-#1	Kacena Design, LLC	R	7/11/2014			018123		
100 6200.521200.00	Professional Services			4,000.00				4,000.00
001731	David Zagoria							
I-Johnny Triplett	David Zagoria	R	7/11/2014			018124		
100 2650.521200.04	Prof Svcs-Public Defender			200.00				200.00
001756	Georgia Snacks							
I-109	Georgia Snacks	R	7/11/2014			018125		
100 1540.512900.00	Other Employment Benefits			1,000.00				1,000.00
001775	Tri Scapes, Inc.							
I-14-1820 Pay 5	Tri Scapes, Inc.	R	7/11/2014			018126		
350 6200.541200.00	Site improvements			168,882.11				
I-14-1998	Tri Scapes, Inc.	R	7/11/2014			018126		
560 4320.522200.00	Repairs & Maintenance			12,095.48				180,977.59
001810	Slavin Management Consultants							
I-SMC0701.066	Slavin Management Consultants	R	7/11/2014			018127		
100 1320.521200.00	Prof Svcs			5,289.00				5,289.00
001818	Sandy Springs Gun Club & Range							
I-121524	Sandy Springs Gun Club & Range	R	7/11/2014			018128		
100 3200.531100.01	Supplies-Explorer Program			417.04				417.04
001820	Sharon Dickson, LLC							
I-July 2014	Sharon Dickson, LLC	R	7/11/2014			018129		
100 2650.521200.00	Prof Svcs			700.00				700.00
1	Greg Goschy							
I-Greg Goschy	Greg Goschy:	R	7/11/2014			018130		
100 0000.347900.00	Pavilion Rentals			200.00				200.00

VENDOR SET: 01 City of Dunwoody, GA
 BANK: 03 Suntrust Disbursement Acc
 DATE RANGE: 7/01/2014 THRU 7/31/2014

VENDOR I.D.	NAME	STATUS	CHECK DATE	AMOUNT	DISCOUNT	CHECK NO	CHECK STATUS	CHECK AMOUNT
1	Houlihan's Restaurants							
I-Houlihans	Houlihan's Restaurants:	R	7/11/2014			018131		
100 0000.321100.00	Alcoholic Beverage Licenses	Houlihan's Restaura		4,000.00				4,000.00
1	Jill Reyes							
I-Jill Reyes	Jill Reyes:	R	7/11/2014			018132		
100 0000.347900.00	Pavilion Rentals	Jill Reyes:		200.00				200.00
1	Raphael Rosemond							
I-Raph. Rosemond (2)	Raphael Rosemond:	R	7/11/2014			018133		
212 0000.127101.00	Seized Funds Payable	Raphael Rosemond:		16,789.00				16,789.00
1	Rebecca Yang							
I-Rebecca Yang	Rebecca Yang:	R	7/11/2014			018134		
100 0000.347900.00	Pavilion Rentals	Rebecca Yang:		200.00				200.00
1	Dunwoody Rotary Charitable Fu							
I-State of the City	Dunwoody Rotary Charitable Fu:	R	7/11/2014			018135		
100 0000.115300.01	State of the City	Dunwoody Rotary Char		1,917.05				1,917.05
1	Victoria Johnson							
I-Victoria Johnson	Victoria Johnson:	R	7/11/2014			018136		
100 0000.351170.00	Municipal Court Fines & Forfe	Victoria Johnson:		20.00				20.00
001570	Georgia Department of Labor							
I-UI LE Records	Georgia Department of Labor	R	7/16/2014			018137		
100 3200.521300.00	Technical Svcs	Georgia Department o		250.00				250.00
000036	Allegra Print & Imaging							
I-37540	Allegra Print & Imaging	R	7/25/2014			018138		
100 1512.523400.00	Printing & Binding	Allegra Print & Imag		1,255.00				1,255.00
000061	Blue Cross Blue Shield							
I-000490433G	Blue Cross Blue Shield	R	7/25/2014			018139		
100 1110.512100.00	Group Insurance	Blue Cross Blue Shie		3,617.76				
100 1330.512100.00	Group Insurance	Blue Cross Blue Shie		1,015.98				
100 1511.512100.00	Group Insurance	Blue Cross Blue Shie		1,475.59				
100 2650.512100.00	Group Insurance	Blue Cross Blue Shie		2,914.35				
100 3200.512100.00	Group Insurance	Blue Cross Blue Shie		56,358.74				
100 4100.512100.00	Group Insurance	Blue Cross Blue Shie		1,475.59				66,858.01
000074	Standard Insurance							
I-August 2014	Standard Insurance	R	7/25/2014			018140		
100 1320.512100.00	Group Insurance	Standard Insurance		81.94				
100 1330.512100.00	Group Insurance	Standard Insurance		102.93				
100 1511.512100.00	Group Insurance	Standard Insurance		156.35				
100 4100.512100.00	Group Insurance	Standard Insurance		131.48				
100 2650.512100.00	Group Insurance	Standard Insurance		262.21				

VENDOR SET: 01 City of Dunwoody, GA
 BANK: 03 Suntrust Disbursement Acc
 DATE RANGE: 7/01/2014 THRU 7/31/2014

VENDOR I.D.	NAME	STATUS	CHECK DATE	AMOUNT	DISCOUNT	CHECK NO	CHECK STATUS	CHECK AMOUNT
000074	Standard Insurance	CONT						
I-August 2014	Standard Insurance	R	7/25/2014			018140		
100 3200.512100.00	Group Insurance	Standard Insurance		3,878.30				4,613.21
000094	WEX BANK							
I-37429176	WEX BANK	R	7/25/2014			018141		
100 3200.531270.00	Gasoline	WEX BANK		1,083.56				1,083.56
000129	Verizon Wireless							
I-9726897706	Verizon Wireless	R	7/25/2014			018142		
100 1110.523200.00	Communications	Verizon Wireless		38.01				
100 1110.523200.00	Communications	Verizon Wireless		60.92				
100 1320.523200.00	Communications	Verizon Wireless		136.69				
100 1330.523200.00	Communications	Verizon Wireless		93.94				
100 1511.523200.00	Communications	Verizon Wireless		98.11				
100 2650.523200.00	Communications	Verizon Wireless		60.67				
100 3200.523200.00	Communications	Verizon Wireless		6,860.68				
100 4100.523200.00	Communications	Verizon Wireless		98.72				
100 6200.523200.00	Communications	Verizon Wireless		38.01				7,485.75
000130	Translation Station, INC							
I-42102	Translation Station, INC	R	7/25/2014			018143		
100 2650.521300.00	Technical Svcs	Translation Station,		185.99				
I-43782	Translation Station, INC	R	7/25/2014			018143		
100 2650.521300.00	Technical Svcs	Translation Station,		268.44				
I-43933	Translation Station, INC	R	7/25/2014			018143		
100 2650.521300.00	Technical Svcs	Translation Station,		289.26				743.69
000133	CASH							
I-7/14/2014	CASH	R	7/25/2014			018144		
100 3200.531100.00	Supplies-General	CASH		70.00				
I-7/18/2014	CASH	R	7/25/2014			018144		
100 3200.531100.00	Supplies-General	CASH		55.00				
I-7/21/2014	CASH	R	7/25/2014			018144		
100 3200.531100.00	Supplies-General	CASH		300.00				
I-7/22/2014	CASH	R	7/25/2014			018144		
100 3200.531100.00	Supplies-General	CASH		75.00				500.00
000138	Riley McLendon, LLC							
I-62338	Riley McLendon, LLC	R	7/25/2014			018145		
100 1530.521200.01	Prof Svcs-Legal	Riley McLendon, LLC		12,500.00				
I-62339	Riley McLendon, LLC	R	7/25/2014			018145		
100 1530.521200.02	Prof Svcs-Litigation	Riley McLendon, LLC		120.00				
I-62340	Riley McLendon, LLC	R	7/25/2014			018145		
100 2650.521200.03	Prof Svcs-Court Solicitor	Riley McLendon, LLC		9,010.00				
I-62341	Riley McLendon, LLC	R	7/25/2014			018145		
350 4200.541400.00	Infrastructure	Riley McLendon, LLC		91.00				
I-62342	Riley McLendon, LLC	R	7/25/2014			018145		

VENDOR SET: 01 City of Dunwoody, GA
 BANK: 03 Suntrust Disbursement Acc
 DATE RANGE: 7/01/2014 THRU 7/31/2014

VENDOR I.D.	NAME	STATUS	CHECK DATE	AMOUNT	DISCOUNT	CHECK NO	CHECK STATUS	CHECK AMOUNT
000138	Riley McLendon, LLC	CONT						
I-62342	Riley McLendon, LLC	R	7/25/2014			018145		
560 4320.521200.09	Prof Svcs-Stormwater	Riley McLendon, LLC		126.29				21,847.29
000149	AT&T							
I-182296	AT&T	R	7/25/2014			018146		
100 3200.521300.00	Technical Svcs	AT&T		150.00				150.00
000149	AT&T							
I-July 2014-1882	AT&T	R	7/25/2014			018147		
100 1535.523200.00	Communications	AT&T		108.24				108.24
000159	Purchase Power							
I-July 2014	Purchase Power	R	7/25/2014			018148		
100 1110.523200.00	Communications	Purchase Power		1.92				
100 1320.523200.00	Communications	Purchase Power		1.88				
100 1330.523200.00	Communications	Purchase Power		33.43				
100 1512.523200.00	Communications	Purchase Power		225.59				
100 1516.523200.00	Communications	Purchase Power		305.93				
100 1517.523200.00	Communications	Purchase Power		169.62				
100 1530.523200.00	Communications	Purchase Power		0.90				
100 1540.523200.00	Communications	Purchase Power		2.09				
100 1570.523200.00	Communications	Purchase Power		36.48				
100 2650.523200.00	Communications	Purchase Power		502.03				
100 3200.523200.00	Communications	Purchase Power		199.33				
100 4100.523200.00	Communications	Purchase Power		86.09				
100 6200.523200.00	Communications	Purchase Power		0.48				
100 7000.523200.00	Communications	Purchase Power		434.23				2,000.00
000160	Georgia Technology Authority							
I-924-660880614	Georgia Technology Authority	R	7/25/2014			018149		
100 3200.521300.00	Technical Svcs	Georgia Technology A		36.95				36.95
000163	Metro Materials Inc.							
I-35702	Metro Materials Inc.	R	7/25/2014			018150		
100 4200.531100.00	Supplies	Metro Materials Inc.		1,012.26				
I-35757	Metro Materials Inc.	R	7/25/2014			018150		
100 4200.531100.00	Supplies	Metro Materials Inc.		285.59				
I-35809	Metro Materials Inc.	R	7/25/2014			018150		
100 4200.531100.00	Supplies	Metro Materials Inc.		1,819.47				
I-35905	Metro Materials Inc.	R	7/25/2014		24.93CR	018150		
100 4200.531100.00	Supplies	Metro Materials Inc.		1,221.49				4,338.81

VENDOR SET: 01 City of Dunwoody, GA
 BANK: 03 Suntrust Disbursement Acc
 DATE RANGE: 7/01/2014 THRU 7/31/2014

VENDOR I.D.	NAME	STATUS	CHECK DATE	AMOUNT	DISCOUNT	CHECK NO	CHECK STATUS	CHECK AMOUNT
000165	Vulcan Materials Company							
I-212120006463	Vulcan Materials Company	R	7/25/2014			018151		
560 4320.531100.00	Supplies	Vulcan Materials Com		346.00				
I-21212006067	Vulcan Materials Company	R	7/25/2014			018151		
560 4320.531100.00	Supplies	Vulcan Materials Com		346.00				
I-21212006103	Vulcan Materials Company	R	7/25/2014			018151		
100 4200.531100.00	Supplies	Vulcan Materials Com		517.00				
I-21212006304	Vulcan Materials Company	R	7/25/2014			018151		
100 4200.531100.00	Supplies	Vulcan Materials Com		352.00				
I-21212006412	Vulcan Materials Company	R	7/25/2014			018151		
100 4200.531100.00	Supplies	Vulcan Materials Com		398.25				
I-21212006462	Vulcan Materials Company	R	7/25/2014			018151		
100 4200.531100.00	Supplies	Vulcan Materials Com		405.75				
I-21212006636	Vulcan Materials Company	R	7/25/2014			018151		
100 4200.531100.00	Supplies	Vulcan Materials Com		425.50				2,790.50
000211	GIRMA							
I-211856	GIRMA	R	7/25/2014			018152		
100 3200.523100.01	Claims	GIRMA		1,000.00				1,000.00
000211	GIRMA							
I-211870	GIRMA	R	7/25/2014			018153		
100 3200.523100.01	Claims	GIRMA		1,000.00				1,000.00
000216	Strategic Datacom Inc							
I-8636	Strategic Datacom Inc	R	7/25/2014			018154		
100 1535.522200.00	Repairs & Maintenance	Strategic Datacom In		627.50				627.50
000245	FedEx							
I-2-688-13120	FedEx	R	7/25/2014			018155		
100 3200.523200.00	Communications	FedEx		34.97				
I-2-695-55463	FedEx	R	7/25/2014			018155		
100 3200.523200.00	Communications	FedEx		46.65				81.62
000269	DeKalb County Georgia							
I-5968424-7/7/2014	DeKalb County Georgia	R	7/25/2014			018156		
100 6200.531230.00	Utilities	DeKalb County Georgi		840.00				
I-5986738-6/18/14	DeKalb County Georgia	R	7/25/2014			018156		
100 6200.531230.00	Utilities	DeKalb County Georgi		5.93				
I-6178709-6/18/14	DeKalb County Georgia	R	7/25/2014			018156		
100 6200.531230.00	Utilities	DeKalb County Georgi		8.30				854.23
000284	Aflac							
I-874602	Aflac	R	7/25/2014			018157		
100 0000.121300.18	AFLAC Deductions Payable	Aflac		1,353.40				1,353.40

VENDOR SET: 01 City of Dunwoody, GA
 BANK: 03 Suntrust Disbursement Acc
 DATE RANGE: 7/01/2014 THRU 7/31/2014

VENDOR I.D.	NAME	STATUS	CHECK DATE	AMOUNT	DISCOUNT	CHECK NO	CHECK STATUS	CHECK AMOUNT
000331	Tyler Technologies, Inc							
I-025-100095	Tyler Technologies, Inc	R	7/25/2014			018158		
100 2650.521300.00	Technical Svcs	Tyler Technologies,		1,772.00				
I-025-101082	Tyler Technologies, Inc	R	7/25/2014			018158		
100 1512.522200.00	Repairs & Maintenance	Tyler Technologies,		6,154.13				
I-025-101083	Tyler Technologies, Inc	R	7/25/2014			018158		
100 1512.522200.00	Repairs & Maintenance	Tyler Technologies,		160.00				
I-025-101561	Tyler Technologies, Inc	R	7/25/2014			018158		
100 2650.522200.00	Repairs & Maintenance	Tyler Technologies,		200.00				8,286.13
001014	Allison Elizabeth McCarthy							
I-00030465	Allison Elizabeth McCarthy	R	7/25/2014			018159		
100 2650.521200.04	Prof Svcs-Public Defender	Allison Elizabeth Mc		70.00				
I-0034775	Allison Elizabeth McCarthy	R	7/25/2014			018159		
100 2650.521200.04	Prof Svcs-Public Defender	Allison Elizabeth Mc		190.00				
I-0034906	Allison Elizabeth McCarthy	R	7/25/2014			018159		
100 2650.521200.04	Prof Svcs-Public Defender	Allison Elizabeth Mc		190.00				450.00
001026	Guardian - Appleton							
I-August 2014	Guardian - Appleton	R	7/25/2014			018160		
100 1110.512100.00	Group Insurance	Guardian - Appleton		296.40				
100 1330.512100.00	Group Insurance	Guardian - Appleton		71.67				
100 1511.512100.00	Group Insurance	Guardian - Appleton		131.09				
100 2650.512100.00	Group Insurance	Guardian - Appleton		293.19				
100 3200.512100.00	Group Insurance	Guardian - Appleton		4,166.32				
100 4100.512100.00	Group Insurance	Guardian - Appleton		131.09				5,089.76
001042	Council of Municipal Court Jud							
I-Hugh Rick Powell	Council of Municipal Court Jud	R	7/25/2014			018161		
100 2650.523600.00	Dues & Fees	Council of Municipal		50.00				50.00
001045	Specialty Engraving, Inc							
I-576305	Specialty Engraving, Inc	R	7/25/2014			018162		
100 6200.531100.00	Supplies	Specialty Engraving,		1,501.00				1,501.00
001097	US Department of Homeland Secu							
I-SAVE-335130	US Department of Homeland Secu	R	7/25/2014			018163		
100 1516.521300.00	Technical Services	US Department of Hom		25.00				25.00
001136	Sky Design							
I-0040097	Sky Design	R	7/25/2014			018164		
350 4200.521200.00	Professional Services	Sky Design		187.50				187.50

VENDOR SET: 01 City of Dunwoody, GA
 BANK: 03 Suntrust Disbursement Acc
 DATE RANGE: 7/01/2014 THRU 7/31/2014

VENDOR I.D.	NAME	STATUS	CHECK DATE	AMOUNT	DISCOUNT	CHECK NO	CHECK STATUS	CHECK AMOUNT
001187	APG PCE, LLC							
I-August 2014	APG PCE, LLC	R	7/25/2014			018165		
100 1565.531230.00	Electricity	APG PCE, LLC		1,742.67				
100 0000.123310.00	Abated Rent	APG PCE, LLC		42,754.13				44,496.80
001275	LMI Systems, Inc							
I-1046515	LMI Systems, Inc	R	7/25/2014			018166		
100 6200.522200.06	R&M-Parks	LMI Systems, Inc		733.71				733.71
001282	United Maintenance, Inc.							
I-215031	United Maintenance, Inc.	R	7/25/2014			018167		
100 6200.522200.06	R&M-Parks	United Maintenance,		208.10				208.10
001282	United Maintenance, Inc.							
I-215224	United Maintenance, Inc.	R	7/25/2014			018168		
100 6200.522200.06	R&M-Parks	United Maintenance,		1,200.00				1,200.00
001316	Lose and Associates							
I-20140659	Lose and Associates	R	7/25/2014			018169		
350 6200.541200.00	Site improvements	Lose and Associates		7,303.75				7,303.75
001328	LexisNexis Risk Data Managemen							
I-1502895-20140630	LexisNexis Risk Data Managemen	R	7/25/2014			018170		
100 1511.521300.00	Technical Services	LexisNexis Risk Data		50.00				50.00
001385	Wolverton and Associates, Inc.							
I-38894	DNWDY VILLAGE STORMWATER	R	7/25/2014			018171		
350 4200.541400.00	Infrastructure	DNWDY VILLAGE STORMW		1,572.44				1,572.44
001414	Geo-Hydro Engineers, Inc.							
I-47339	Geo-Hydro Engineers, Inc.	R	7/25/2014			018172		
350 4200.522200.00	Repairs & Maintenance	Geo-Hydro Engineers,		1,000.00				
I-47696	Geo-Hydro Engineers, Inc.	R	7/25/2014			018172		
350 6200.541200.00	Site improvements	Geo-Hydro Engineers,		2,576.10				3,576.10
001421	Chattahoochee River 911 Author							
I-July 2014	Chattahoochee River 911 Author	R	7/25/2014			018173		
215 3800.571000.00	Intergovernmental-E911	Chattahoochee River		89,583.33				89,583.33
001444	Kenneth Wickham							
I-7/16/2014	Kenneth Wickham	R	7/25/2014			018174		
100 2650.521200.00	Prof Svcs	Kenneth Wickham		350.00				350.00

VENDOR SET: 01 City of Dunwoody, GA
 BANK: 03 Suntrust Disbursement Acc
 DATE RANGE: 7/01/2014 THRU 7/31/2014

VENDOR I.D.	NAME	STATUS	CHECK DATE	AMOUNT	DISCOUNT	CHECK NO	CHECK STATUS	CHECK AMOUNT
001496	Fisher Broyles							
I-54363	Fisher Broyles	R	7/25/2014			018175		
960 6200.541200.00	Site improvements	Fisher Broyles		676.50				676.50
001517	Southern Premier Contractors,							
I-DUN-224	4805 Cherring Dr Repairs	R	7/25/2014			018176		
560 4320.522200.00	Repairs & Maintenance	4805 Cherring Dr Rep		26,333.39				26,333.39
001542	Southeastern Engineering Inc (
I-14899	Southeastern Engineering Inc (R	7/25/2014			018177		
350 4200.541400.00	Infrastructure	Southeastern Enginee		5,250.00				5,250.00
001557	Enterprise Leasing Company of							
I-7T4NMQ	Enterprise Leasing Company of	R	7/25/2014			018178		
100 3200.531100.01	Supplies-Explorer Program	Enterprise Leasing C		51.18				51.18
001565	Georgia Development Partners,							
I-GDP04302014-07	EQUESTRIAN WY FABRIC	R	7/25/2014			018179		
560 4320.522200.00	Repairs & Maintenance	EQUESTRIAN WAY		54,850.47				
I-GDP07172014-01	Georgia Development Partners,	R	7/25/2014			018179		
100 6200.531100.00	Supplies	Georgia Development		697.22				
I-WQ008-01	HAMMOND DRIVE 4/9/14	R	7/25/2014			018179		
560 4320.522200.00	Repairs & Maintenance	HAMMOND DRIVE		12,249.80				67,797.49
001605	Planners & Engineers Collabora							
I-31971	Planners & Engineers Collabora	R	7/25/2014			018180		
350 6200.541200.00	Site improvements	Planners & Engineers		761.92				761.92
001617	Johnson Landscape, Inc. dba Ve							
I-CSTEE-0009-00(28)5	Johnson Landscape, Inc. dba Ve	R	7/25/2014			018181		
250 4001.541400.09	TE09-Federal	Johnson Landscape, I		96,775.33				96,775.33
001619	The Council on Alcohol and Dru							
I-2014-2015 Renewal	The Council on Alcohol and Dru	R	7/25/2014			018182		
100 1540.523600.00	Dues & Fees	The Council on Alcoh		260.00				260.00
001656	De Lage Landen							
I-42189891	De Lage Landen	R	7/25/2014			018183		
100 3200.522300.00	Rentals	De Lage Landen		304.00				304.00
001673	Aerial Innovations of Ga., Inc							
I-43946	Aerial Innovations of Ga., Inc	R	7/25/2014			018184		
100 7000.521300.00	Technical Svcs	Aerial Innovations o		94.50				
I-43947	Aerial Innovations of Ga., Inc	R	7/25/2014			018184		
100 7000.521300.00	Technical Svcs	Aerial Innovations o		91.50				
I-44036	Aerial Innovations of Ga., Inc	R	7/25/2014			018184		
100 7000.521300.00	Technical Svcs	Aerial Innovations o		94.50				
I-44037	Aerial Innovations of Ga., Inc	R	7/25/2014			018184		

VENDOR SET: 01 City of Dunwoody, GA
 BANK: 03 Suntrust Disbursement Acc
 DATE RANGE: 7/01/2014 THRU 7/31/2014

VENDOR I.D.	NAME	STATUS	CHECK DATE	AMOUNT	DISCOUNT	CHECK NO	CHECK STATUS	CHECK AMOUNT
001673	Aerial Innovations of CONT							
I-44037	Aerial Innovations of Ga., Inc	R	7/25/2014			018184		
100 7000.521300.00	Technical Svcs		Aerial Innovations o	91.50				372.00
001690	Oldcastle Precast Inc.							
I-410125715	Oldcastle Precast Inc.	R	7/25/2014			018185		
560 4320.531100.00	Supplies		Oldcastle Precast In	589.45				
I-410125716	Oldcastle Precast Inc.	R	7/25/2014			018185		
560 4320.531100.00	Supplies		Oldcastle Precast In	546.45				
I-410125754	Oldcastle Precast Inc.	R	7/25/2014			018185		
560 4320.531100.00	Supplies		Oldcastle Precast In	1,092.90				2,228.80
001694	W.K. Dickson & Co., Inc							
I-77336	STORMWATER MGMT PLAN	R	7/25/2014			018186		
560 4320.521200.09	Prof Svcs-Stormwater		STORMWATER MGMT PLAN	1,650.00				1,650.00
001712	Mulkey, Inc.							
I-2013032-14	DESIGN MT VERNON/VERMACK	R	7/25/2014			018187		
350 4200.541400.00	Infrastructure		DESIGN MT VERNON/VER	552.00				552.00
001721	Carr, Lawson, Cantrell & Assoc							
I-10690.00R	Carr, Lawson, Cantrell & Assoc	R	7/25/2014			018188		
100 4100.521200.00	Prof Svcs		Carr, Lawson, Cantre	2,500.00				2,500.00
001723	Sprinkle Consulting, Inc.							
I-4	PC BIKE LANE PLANS	R	7/25/2014			018189		
350 4200.541400.00	Infrastructure		PC BIKE LANE PLANS	1,580.00				1,580.00
001732	AT&T Mobility Attn: Tina Fisch							
I-070155-0414	AT&T Mobility Attn: Tina Fisch	R	7/25/2014			018190		
215 3800.523200.00	Communications		AT&T Mobility Attn:	5,980.20				5,980.20
001744	Columbus State University Admi							
I-Dunwoody-Barnes	Columbus State University Admi	R	7/25/2014			018191		
100 3200.523700.00	Education & Training		Columbus State Unive	950.00				950.00
001758	Corporate Health Partners, LLC							
I-3330	Corporate Health Partners, LLC	R	7/25/2014			018192		
100 1540.512900.00	Other Employment Benefits		Corporate Health Par	1,825.33				1,825.33
001769	Trace Security							
I-8120	Trace Security	R	7/25/2014			018193		
100 1535.521300.00	Technical Services		Trace Security	1,500.00				1,500.00

VENDOR SET: 01 City of Dunwoody, GA
 BANK: 03 Suntrust Disbursement Acc
 DATE RANGE: 7/01/2014 THRU 7/31/2014

VENDOR I.D.	NAME	STATUS	CHECK DATE	AMOUNT	DISCOUNT	CHECK NO	CHECK STATUS	CHECK AMOUNT
001784	Peak Democracy, Inc.							
I-450	Peak Democracy, Inc.	R	7/25/2014			018194		
100 1570.521300.00	Technical Services	Peak Democracy, Inc.		2,250.00				2,250.00
001787	Optech RWM, LLC							
I-D0614	Optech RWM, LLC	R	7/25/2014			018195		
100 6200.522200.06	R&M-Parks	Optech RWM, LLC		31,879.50				
100 4200.522200.05	R&M - Right of Way Maint	Optech RWM, LLC		2,016.66				
350 4200.522200.00	Repairs & Maintenance	Optech RWM, LLC		1,950.00				35,846.16
001791	Presidio Network Solutions, In							
I-55503012	Presidio Network Solutions, In	R	7/25/2014			018196		
350 1535.522200.00	Repairs and Maintenance	Presidio Network Sol		3,333.00				
I-55503249	Presidio Network Solutions, In	R	7/25/2014			018196		
350 1535.522200.00	Repairs and Maintenance	Presidio Network Sol		3,515.00				
I-55503408	Presidio Network Solutions, In	R	7/25/2014			018196		
350 1535.522200.00	Repairs and Maintenance	Presidio Network Sol		9,165.75				16,013.75
001795	ABM Janitorial Services - Sout							
I-6835051	ABM Janitorial Services - Sout	R	7/25/2014			018197		
100 3200.522200.00	Repairs & Maintenance	ABM Janitorial Servi		335.00				
I-6835052	ABM Janitorial Services - Sout	R	7/25/2014			018197		
100 1565.522200.00	Repairs & Maintenance	ABM Janitorial Servi		325.00				660.00
001799	Colliers International - Atlan							
I-July 2014	Colliers International - Atlan	R	7/25/2014			018198		
100 0000.381100.00	Rental Commissions	Colliers Internation		474.75				474.75
001821	Sivad Business Solutions, LLC							
I-14557	Sivad Business Solutions, LLC	R	7/25/2014			018199		
100 1110.521300.00	Technical Services	Sivad Business Solut		3,000.00				3,000.00
001822	Southeastern Commercial Floori							
I-58179	Southeastern Commercial Floori	R	7/25/2014			018200		
100 1565.522200.00	Repairs & Maintenance	Southeastern Commerc		1,204.00				1,204.00
001823	Guest Electric Company, LLC							
I-3573-1	Guest Electric Company, LLC	R	7/25/2014			018201		
100 2650.531600.00	Small Equipment	Guest Electric Compa		645.00				645.00
001824	Veith Traffic Services, LLC							
I-3011-2	Veith Traffic Services, LLC	R	7/25/2014			018202		
100 4200.522200.03	R&M - Traffic Signals	Veith Traffic Servic		1,170.00				1,170.00

VENDOR SET: 01 City of Dunwoody, GA
 BANK: 03 Suntrust Disbursement Acc
 DATE RANGE: 7/01/2014 THRU 7/31/2014

VENDOR I.D.	NAME	STATUS	CHECK DATE	AMOUNT	DISCOUNT	CHECK NO	CHECK STATUS	CHECK AMOUNT
001825	Randstad US LP							
I-R16127548	Randstad US LP	R	7/25/2014			018203		
100 7000.522200.00	Repairs & Maintenance			1,000.00				
I-R16157989	Randstad US LP	R	7/25/2014			018203		
100 7000.522200.00	Repairs & Maintenance			800.00				
I-R16187749	Randstad US LP	R	7/25/2014			018203		
100 7000.522200.00	Repairs & Maintenance			1,000.00				
I-R16217640	Randstad US LP	R	7/25/2014			018203		
100 7000.522200.00	Repairs & Maintenance			900.00				
I-R16247678	Randstad US LP	R	7/25/2014			018203		
100 7000.522200.00	Repairs & Maintenance			850.00				
I-R16278556	Randstad US LP	R	7/25/2014			018203		
100 7000.522200.00	Repairs & Maintenance			550.00				
I-R16308417	Randstad US LP	R	7/25/2014			018203		
100 7000.522200.00	Repairs & Maintenance			762.50				
I-R16338584	Randstad US LP	R	7/25/2014			018203		
100 7000.522200.00	Repairs & Maintenance			775.00				6,637.50
1	Corporate Events Unlimited							
I-Corporate Events	Corporate Events Unlimited:	R	7/25/2014			018204		
100 0000.347900.00	Pavilion Rentals			200.00				200.00
1	Dunwoody Homeowners Assoc							
I-Dunwoody Homeown	Dunwoody Homeowners Assoc:	R	7/25/2014			018205		
100 0000.127103.00	Special Event Sign Dep PayableDunwoody Homeowners			250.00				250.00
1	LECC-U.S. Attorney's Office							
I-LECC-U.S. Attorney	LECC-U.S. Attorney's Office:	R	7/25/2014			018206		
100 3200.523700.00	Education & Training			105.00				105.00
1	Nacoochee Corporation							
I-Nacoochee Corp	Nacoochee Corporation:	R	7/25/2014			018207		
100 0000.316100.00	Business & Occupation Tax			400.21				400.21
1	Phoenix Systems							
I-Phoenix Systems	Phoenix Systems:	R	7/25/2014			018208		
100 0000.323100.00	Bldg Structures & Equipment			75.00				75.00
1	Scott Plumbing Service							
I-Scott Plumbing	Scott Plumbing Service:	R	7/25/2014			018209		
100 0000.323100.00	Bldg Structures & Equipment			211.45				211.45
1	Shante Walton							
I-Shante Walton	Shante Walton:	R	7/25/2014			018210		
212 0000.127101.00	Seized Funds Payable			3,000.00				3,000.00

VENDOR SET: 01 City of Dunwoody, GA
 BANK: 03 Suntrust Disbursement Acc
 DATE RANGE: 7/01/2014 THRU 7/31/2014

VENDOR I.D.	NAME	STATUS	CHECK DATE	AMOUNT	DISCOUNT	CHECK NO	CHECK STATUS	CHECK AMOUNT
1	Dale Laskowski							
I-Dale Laskowski	Dale Laskowski:	R	7/30/2014			018211		
250 3001.523500.14	HIDTA-Travel		Dale Laskowski:	719.00				719.00

* * T O T A L S * *	NO	INVOICE AMOUNT	DISCOUNTS	CHECK AMOUNT
REGULAR CHECKS:	115	907,321.95	24.93CR	907,297.02
HAND CHECKS:	0	0.00	0.00	0.00
DRAFTS:	11	459,222.43	0.00	459,222.43
EFT:	0	0.00	0.00	0.00
NON CHECKS:	0	0.00	0.00	0.00
VOID CHECKS:	0	VOID DEBITS 0.00		
		VOID CREDITS 0.00	0.00	0.00

TOTAL ERRORS: 0

** G/L ACCOUNT TOTALS **

G/L ACCOUNT	NAME	AMOUNT
100 0000.115300.01	State of the City	1,917.05
100 0000.121110.00	PCard A/P Control	103,436.25
100 0000.121300.12	EE-Vision Payable	419.32
100 0000.121300.15	POAB Deduction Payable	640.00
100 0000.121300.16	Flex Spending Ded Payable	2,886.28
100 0000.121300.18	AFLAC Deductions Payable	1,353.40
100 0000.123310.00	Abated Rent	42,754.13
100 0000.127103.00	Special Event Sign Dep Payable	250.00
100 0000.316100.00	Business & Occupation Tax	400.21
100 0000.321100.00	Alcoholic Beverage Licenses	4,000.00
100 0000.323100.00	Bldg Structures & Equipment	286.45
100 0000.347900.00	Pavilion Rentals	800.00
100 0000.351170.00	Municipal Court Fines & Forfei	20.00
100 0000.381100.00	Rental Commissions	474.75
100 1110.512100.00	Group Insurance	3,914.16
100 1110.521300.00	Technical Services	3,000.00
100 1110.523200.00	Communications	100.85
100 1110.523600.00	Dues & Fees	412.50
100 1110.531100.00	Supplies	827.69
100 1320.512100.00	Group Insurance	81.94
100 1320.521200.00	Prof Svcs	5,289.00
100 1320.523200.00	Communications	138.57
100 1330.512100.00	Group Insurance	1,190.58
100 1330.521200.00	Prof Svcs	1,064.93
100 1330.523200.00	Communications	127.37

VENDOR SET: 01 City of Dunwoody, GA
 BANK: 03 Suntrust Disbursement Acc
 DATE RANGE: 7/01/2014 THRU 7/31/2014

** G/L ACCOUNT TOTALS **

G/L ACCOUNT	NAME	AMOUNT
100 1330.523600.00	Dues & Fees	185.00
100 1511.512100.00	Group Insurance	1,763.03
100 1511.521200.00	Professional Services	2,583.32
100 1511.521300.00	Technical Services	50.00
100 1511.523200.00	Communications	98.11
100 1512.522200.00	Repairs & Maintenance	6,314.13
100 1512.523200.00	Communications	225.59
100 1512.523400.00	Printing & Binding	1,675.00
100 1516.521300.00	Technical Services	25.00
100 1516.523200.00	Communications	305.93
100 1517.523200.00	Communications	169.62
100 1530.521200.01	Prof Svcs-Legal	12,500.00
100 1530.521200.02	Prof Svcs-Litigation	120.00
100 1530.523200.00	Communications	0.90
100 1535.521100.01	Official/Admin Svcs	25,805.13
100 1535.521300.00	Technical Services	1,500.00
100 1535.522200.00	Repairs & Maintenance	627.50
100 1535.523200.00	Communications	224.15
100 1540.512900.00	Other Employment Benefits	3,137.83
100 1540.523200.00	Communications	2.09
100 1540.523600.00	Dues & Fees	260.00
100 1565.522200.00	Repairs & Maintenance	1,529.00
100 1565.522300.00	Rentals	733.00
100 1565.531230.00	Electricity	1,742.67
100 1570.521200.00	Professional Services	5,812.09
100 1570.521300.00	Technical Services	2,250.00
100 1570.523200.00	Communications	36.48
100 2650.512100.00	Group Insurance	3,469.75
100 2650.521200.00	Prof Svcs	2,800.00
100 2650.521200.03	Prof Svcs-Court Solicitor	9,010.00
100 2650.521200.04	Prof Svcs-Public Defender	650.00
100 2650.521300.00	Technical Svcs	4,474.06
100 2650.522200.00	Repairs & Maintenance	400.00
100 2650.523200.00	Communications	562.70
100 2650.523600.00	Dues & Fees	50.00
100 2650.531600.00	Small Equipment	645.00
100 3200.512100.00	Group Insurance	64,403.36
100 3200.521300.00	Technical Svcs	702.45
100 3200.522200.00	Repairs & Maintenance	335.00
100 3200.522300.00	Rentals	304.00
100 3200.523100.01	Claims	2,000.00
100 3200.523200.00	Communications	9,325.69
100 3200.523600.00	Dues & Fees	412.50
100 3200.523700.00	Education & Training	1,055.00
100 3200.531100.00	Supplies-General	500.00
100 3200.531100.01	Supplies-Explorer Program	468.22

VENDOR SET: 01 City of Dunwoody, GA
 BANK: 03 Suntrust Disbursement Acc
 DATE RANGE: 7/01/2014 THRU 7/31/2014

** G/L ACCOUNT TOTALS **

G/L ACCOUNT	NAME	AMOUNT

100 3200.531270.00	Gasoline	21,589.68
100 4100.512100.00	Group Insurance	1,738.16
100 4100.521100.01	Official/Admin Svcs	21,250.00
100 4100.521200.00	Prof Svcs	2,500.00
100 4100.523200.00	Communications	184.81
100 4100.531230.00	Electricity	38,469.05
100 4200.522200.03	R&M - Traffic Signals	1,170.00
100 4200.522200.05	R&M - Right of Way Maint	2,016.66
100 4200.531100.00	Supplies	7,129.31
100 6200.521100.01	Official/Admin Svcs	10,416.65
100 6200.521200.00	Professional Services	4,000.00
100 6200.522200.06	R&M-Parks	37,329.41
100 6200.523200.00	Communications	38.49
100 6200.531100.00	Supplies	2,198.22
100 6200.531230.00	Utilities	9,545.18
100 7000.521100.01	Official/Admin Svcs	282,579.30
100 7000.521300.00	Technical Svcs	372.00
100 7000.522200.00	Repairs & Maintenance	6,637.50
100 7000.523200.00	Communications	434.23
100 7500.521200.00	Professional Services	5,000.00
100 7500.523300.00	Advertising	5,000.00
	*** FUND TOTAL ***	806,627.38
212 0000.127101.00	Seized Funds Payable	19,789.00
	*** FUND TOTAL ***	19,789.00
215 3800.523200.00	Communications	5,980.20
215 3800.571000.00	Intergovernmental-E911	89,583.33
	*** FUND TOTAL ***	95,563.53
250 3001.523500.14	HIDTA-Travel	719.00
250 4001.541400.09	TE09-Federal	96,775.33
	*** FUND TOTAL ***	97,494.33
350 1535.522200.00	Repairs and Maintenance	16,013.75
350 4200.521200.00	Professional Services	187.50
350 4200.522200.00	Repairs & Maintenance	2,950.00
350 4200.541400.00	Infrastructure	24,802.64
350 6200.541200.00	Site improvements	179,523.88
	*** FUND TOTAL ***	223,477.77
560 4320.521100.01	Official/Admin Svcs	10,000.00
560 4320.521200.09	Prof Svcs-Stormwater	1,776.29
560 4320.522200.00	Repairs & Maintenance	105,529.14
560 4320.531100.00	Supplies	5,585.51
	*** FUND TOTAL ***	122,890.94

VENDOR SET: 01 City of Dunwoody, GA
BANK: 03 Suntrust Disbursement Acc
DATE RANGE: 7/01/2014 THRU 7/31/2014

** G/L ACCOUNT TOTALS **

G/L ACCOUNT	NAME	AMOUNT
960 6200.541200.00	Site improvements	676.50
	*** FUND TOTAL ***	676.50

VENDOR SET: 01	BANK: 03	TOTALS:	NO	INVOICE AMOUNT	DISCOUNTS	CHECK AMOUNT
			126	1,366,544.38	24.93CR	1,366,519.45
BANK: 03	TOTALS:		126	1,366,544.38	24.93CR	1,366,519.45

VENDOR SET: 01 City of Dunwoody, GA
 BANK: 05 Suntrust Municipal Court
 DATE RANGE: 7/01/2014 THRU 7/31/2014

VENDOR I.D.	NAME	STATUS	CHECK DATE	AMOUNT	DISCOUNT	CHECK NO	CHECK STATUS	CHECK AMOUNT
000278	DeKalb State Court							
I-22364-22367	DeKalb State Court	R	7/11/2014			202801		
745 0000.121500.01	Jail Bonds Payable	DeKalb State Court		2,630.00				2,630.00
000278	DeKalb State Court							
I-D00035970	DeKalb State Court	R	7/11/2014			202802		
745 0000.121500.01	Jail Bonds Payable	DeKalb State Court		350.00				350.00
000278	DeKalb State Court							
I-D00035971	DeKalb State Court	R	7/11/2014			202803		
745 0000.121500.01	Jail Bonds Payable	DeKalb State Court		350.00				350.00
1	PEAKE, DARRYL							
I-000201407032531	PEAKE, DARRYL:	R	7/11/2014			202804		
745 0000.121500.01	Jail Bonds Payable	Bond Refund:D0002602		15.00				
745 0000.121500.01	Jail Bonds Payable	Bond Refund:D0002602		13.00				
745 0000.121500.01	Jail Bonds Payable	Bond Refund:D0002602		350.00				378.00
1	KIM, SANG Y							
I-000201407032532	KIM, SANG Y:	R	7/11/2014			202805		
745 0000.121500.01	Jail Bonds Payable	Bond Refund:D0003500		50.00				50.00
1	PORTILLO GUEVARA, ELBIZ E							
I-000201407032533	PORTILLO GUEVARA, ELBIZ E:	R	7/11/2014			202806		
745 0000.121500.01	Jail Bonds Payable	Bond Refund:D0003123		180.00				180.00
1	BLANCHARD, BRENDA LOUISE							
I-000201407032534	BLANCHARD, BRENDA LOUISE:	R	7/11/2014			202807		
745 0000.121500.01	Jail Bonds Payable	Bond Refund:D0002985		730.00				
745 0000.121500.01	Jail Bonds Payable	Bond Refund:D0002985		200.00				930.00
1	WIRTZBERGER, CHRISTOPHER SHAW							
I-000201407032535	WIRTZBERGER, CHRISTOPHER SHAW:	R	7/11/2014			202808		
745 0000.121500.01	Jail Bonds Payable	Bond Refund:D0003328		500.00				
745 0000.121500.01	Jail Bonds Payable	Bond Refund:D0003329		178.00				678.00
1	BROWN, TREMAINE LEVIAS							
I-000201407032537	BROWN, TREMAINE LEVIAS:	R	7/11/2014			202809		
745 0000.121500.01	Jail Bonds Payable	Bond Refund:D0003367		350.00				
745 0000.121500.01	Jail Bonds Payable	Bond Refund:D0003368		350.00				700.00
1	NORRIS, SYDNEY							
I-000201407032538	NORRIS, SYDNEY:	R	7/11/2014			202810		
745 0000.121500.01	Jail Bonds Payable	Bond Refund:D0002602		628.00				628.00

VENDOR SET: 01 City of Dunwoody, GA
 BANK: 05 Suntrust Municipal Court
 DATE RANGE: 7/01/2014 THRU 7/31/2014

VENDOR I.D.	NAME	STATUS	CHECK DATE	AMOUNT	DISCOUNT	CHECK NO	CHECK STATUS	CHECK AMOUNT
1	SPENCE II, SAMUEL RUFUS							
I-000201407032539	SPENCE II, SAMUEL RUFUS:	R	7/11/2014			202811		
745 0000.121500.01	Jail Bonds Payable			350.00				
745 0000.121500.01	Jail Bonds Payable			250.00				600.00
1	TORRES, VANESSA MARIE							
I-000201407032540	TORRES, VANESSA MARIE:	R	7/11/2014			202812		
745 0000.121500.01	Jail Bonds Payable			400.00				400.00
1	ESPANA, PEDRO D							
I-000201407032541	ESPANA, PEDRO D:	R	7/11/2014			202813		
745 0000.121500.01	Jail Bonds Payable			880.00				880.00
1	HOMRICH, DANIEL JAMES							
I-000201407032542	HOMRICH, DANIEL JAMES:	R	7/11/2014			202814		
745 0000.121500.01	Jail Bonds Payable			80.00				80.00
1	SIMS, BERNARD ANTONIO							
I-000201407032543	SIMS, BERNARD ANTONIO:	R	7/11/2014			202815		
745 0000.121500.01	Jail Bonds Payable			200.00				200.00
1	BROWN, SYRIA JASMINE							
I-000201407032544	BROWN, SYRIA JASMINE:	R	7/11/2014			202816		
745 0000.121500.01	Jail Bonds Payable			200.00				200.00
1	BELL, VICTORIA ROCHEL							
I-000201407032545	BELL, VICTORIA ROCHEL:	R	7/11/2014			202817		
745 0000.121500.01	Jail Bonds Payable			350.00				350.00
1	CHOUDHRY, FAROOQ MAJEED							
I-000201407032546	CHOUDHRY, FAROOQ MAJEED:	R	7/11/2014			202818		
745 0000.121500.01	Jail Bonds Payable			350.00				350.00
1	SAMPSON, KRISTY							
I-000201407032547	SAMPSON, KRISTY:	R	7/11/2014			202819		
745 0000.121500.01	Jail Bonds Payable			50.00				50.00
000116	DeKalb County Finance Dept.							
I-June 2014	DeKalb County Finance Dept.	R	7/25/2014			202820		
745 0000.121800.00	Due to State Agencies			6,033.27				6,033.27
000118	Peace Officers'							
I-Jun 2014	Peace Officers'	R	7/25/2014			202821		
745 0000.121800.00	Due to State Agencies			7,275.32				7,275.32

VENDOR SET: 01 City of Dunwoody, GA
 BANK: 05 Suntrust Municipal Court
 DATE RANGE: 7/01/2014 THRU 7/31/2014

VENDOR I.D.	NAME	STATUS	CHECK DATE	AMOUNT	DISCOUNT	CHECK NO	CHECK STATUS	CHECK AMOUNT
000146	GSCCCA							
I-June 2014	GSCCCA	R	7/25/2014			202822		
745 0000.121800.00	Due to State Agencies	GSCCCA		26,886.30				26,886.30
000278	DeKalb State Court							
I-D00034846	DeKalb State Court	R	7/25/2014			202823		
745 0000.121500.01	Jail Bonds Payable	DeKalb State Court		400.00				400.00
000278	DeKalb State Court							
I-D00035261/63	DeKalb State Court	R	7/25/2014			202824		
745 0000.121500.01	Jail Bonds Payable	DeKalb State Court		600.00				600.00
000278	DeKalb State Court							
I-D00035809-10	DeKalb State Court	R	7/25/2014			202825		
745 0000.121500.01	Jail Bonds Payable	DeKalb State Court		605.00				605.00
000278	DeKalb State Court							
I-D00037057	DeKalb State Court	R	7/25/2014			202826		
745 0000.121500.01	Jail Bonds Payable	DeKalb State Court		350.00				350.00
001062	DeKalb Co Drug Abuse Treatment							
I-June 2014	DeKalb Co Drug Abuse Treatment	R	7/25/2014			202827		
745 0000.121800.00	Due to State Agencies	DeKalb Co Drug Abuse		1,265.05				1,265.05
1	LEE, CHOUNG IUN							
I-000201407182549	LEE, CHOUNG IUN:	R	7/25/2014			202828		
745 0000.121500.01	Jail Bonds Payable	Bond Refund:D0003473		200.00				200.00
1	ONGIGE, KENNEDY MAKORI							
I-000201407182550	ONGIGE, KENNEDY MAKORI:	R	7/25/2014			202829		
745 0000.121500.01	Jail Bonds Payable	Bond Refund:D0002859		550.00				550.00
1	HUNT, STEFANIE							
I-000201407182551	HUNT, STEFANIE:	R	7/25/2014			202830		
745 0000.121500.01	Jail Bonds Payable	Bond Refund:D0003495		113.50				113.50
1	MCDUGAL II, GARY DWAYNE							
I-000201407182552	MCDUGAL II, GARY DWAYNE:	R	7/25/2014			202831		
745 0000.121500.01	Jail Bonds Payable	Bond Refund:D0003517		350.00				350.00
1	FOY, TIFFANY BURNEY							
I-000201407182553	FOY, TIFFANY BURNEY:	R	7/25/2014			202832		
745 0000.121500.01	Jail Bonds Payable	Bond Refund:D0003549		100.00				100.00

VENDOR SET: 01 City of Dunwoody, GA
 BANK: 05 Suntrust Municipal Court
 DATE RANGE: 7/01/2014 THRU 7/31/2014

VENDOR I.D.	NAME	STATUS	CHECK DATE	AMOUNT	DISCOUNT	CHECK NO	CHECK STATUS	CHECK AMOUNT
1	O'DONOHUE, NICOLE S							
I-000201407182554	O'DONOHUE, NICOLE S:	R	7/25/2014			202833		
745 0000.121500.01	Jail Bonds Payable	Bond Refund:D0003568		60.00				60.00
1	SLOUGH, SHELETTA VALDEZ							
I-000201407182555	SLOUGH, SHELETTA VALDEZ:	R	7/25/2014			202834		
745 0000.121500.01	Jail Bonds Payable	Bond Refund:D0003572		350.00				350.00
1	BELL, MICHAEL LAMAR							
I-000201407182556	BELL, MICHAEL LAMAR:	R	7/25/2014			202835		
745 0000.121500.01	Jail Bonds Payable	Bond Refund:21421		250.00				250.00
1	MARTIN, WALLACE OWEN							
I-000201407182557	MARTIN, WALLACE OWEN:	R	7/25/2014			202836		
745 0000.121500.01	Jail Bonds Payable	Bond Refund:D0003594		126.00				
745 0000.121500.01	Jail Bonds Payable	Bond Refund:D0003594		178.00				
745 0000.121500.01	Jail Bonds Payable	Bond Refund:D0003594		730.00				
745 0000.121500.01	Jail Bonds Payable	Bond Refund:D0003594		730.00				1,764.00
1	LUGO-MARTINEZ, ROGELIO							
I-000201407182558	LUGO-MARTINEZ, ROGELIO:	R	7/25/2014			202837		
745 0000.121500.01	Jail Bonds Payable	Bond Refund:D0003613		730.00				
745 0000.121500.01	Jail Bonds Payable	Bond Refund:D0003613		350.00				1,080.00
1	GENTRY, KENNETH W							
I-000201407182559	GENTRY, KENNETH W:	R	7/25/2014			202838		
745 0000.121500.01	Jail Bonds Payable	Bond Refund:D0003616		150.00				150.00
1	BALDWIN, JAN J							
I-000201407182560	BALDWIN, JAN J:	R	7/25/2014			202839		
745 0000.121500.01	Jail Bonds Payable	Bond Refund:D0003618		176.00				176.00
1	KIM, MIYE							
I-000201407182561	KIM, MIYE:	R	7/25/2014			202840		
745 0000.121500.01	Jail Bonds Payable	Bond Refund:D0003620		750.00				
745 0000.121500.01	Jail Bonds Payable	Bond Refund:D0003620		200.00				950.00
1	ARANGO, JAIME							
I-000201407182562	ARANGO, JAIME:	R	7/25/2014			202841		
745 0000.121500.01	Jail Bonds Payable	Bond Refund:D0003623		178.00				
745 0000.121500.01	Jail Bonds Payable	Bond Refund:D0003623		730.00				908.00
1	MANIGER, DOROTHY L							
I-000201407182563	MANIGER, DOROTHY L:	R	7/25/2014			202842		
745 0000.121500.01	Jail Bonds Payable	Bond Refund:D0003627		200.00				200.00

VENDOR SET: 01 City of Dunwoody, GA
 BANK: 05 Suntrust Municipal Court
 DATE RANGE: 7/01/2014 THRU 7/31/2014

VENDOR I.D.	NAME	STATUS	CHECK DATE	AMOUNT	DISCOUNT	CHECK NO	CHECK STATUS	CHECK AMOUNT
1	HEATH, DAVID LEE							
I-000201407182564	HEATH, DAVID LEE:	R	7/25/2014			202843		
745 0000.121500.01	Jail Bonds Payable	Bond Refund:D0003635		200.00				200.00
1	MARSHALL, ROBERT							
I-000201407182565	MARSHALL, ROBERT:	R	7/25/2014			202844		
745 0000.121500.01	Jail Bonds Payable	Bond Refund:D0003632		175.00				175.00
1	GEIGER, LORI							
I-000201407182566	GEIGER, LORI:	R	7/25/2014			202845		
745 0000.121500.01	Jail Bonds Payable	Bond Refund:D0003641		50.00				50.00
1	FORD, CHARLETTE							
I-000201407182567	FORD, CHARLETTE:	R	7/25/2014			202846		
745 0000.121500.01	Jail Bonds Payable	Bond Refund:D0003648		15.00				
745 0000.121500.01	Jail Bonds Payable	Bond Refund:D0003648		730.00				745.00
1	WILLIAMSON, THEODORE R							
I-000201407182568	WILLIAMSON, THEODORE R:	R	7/25/2014			202847		
745 0000.121500.01	Jail Bonds Payable	Bond Refund:D0003647		100.00				100.00
1	Kimberly Hutcherson							
I-Kimberly Hutcherso	Kimberly Hutcherson:	R	7/25/2014			202848		
745 0000.121500.01	Jail Bonds Payable	Kimberly Hutcherson:		350.00				350.00

* * T O T A L S * *	NO	INVOICE AMOUNT	DISCOUNTS	CHECK AMOUNT
REGULAR CHECKS:	48	62,220.44	0.00	62,220.44
HAND CHECKS:	0	0.00	0.00	0.00
DRAFTS:	0	0.00	0.00	0.00
EFT:	0	0.00	0.00	0.00
NON CHECKS:	0	0.00	0.00	0.00
VOID CHECKS:	0	VOID DEBITS 0.00		
		VOID CREDITS 0.00	0.00	

TOTAL ERRORS: 0

VENDOR SET: 01 City of Dunwoody, GA
BANK: 05 Suntrust Municipal Court
DATE RANGE: 7/01/2014 THRU 7/31/2014

** G/L ACCOUNT TOTALS **

G/L ACCOUNT	NAME	AMOUNT
745 0000.121500.01	Jail Bonds Payable	20,760.50
745 0000.121800.00	Due to State Agencies	41,459.94
	*** FUND TOTAL ***	62,220.44

VENDOR SET: 01	BANK: 05	TOTALS:	NO	INVOICE AMOUNT	DISCOUNTS	CHECK AMOUNT
			48	62,220.44	0.00	62,220.44
BANK: 05		TOTALS:	48	62,220.44	0.00	62,220.44

VENDOR SET: 01 City of Dunwoody, GA
 BANK: 06 PNC Municipal Court Cash
 DATE RANGE: 7/01/2014 THRU 7/31/2014

VENDOR I.D.	NAME	STATUS	CHECK DATE	AMOUNT	DISCOUNT	CHECK NO	CHECK STATUS	CHECK AMOUNT
001168	City of Dunwoody							
I-June 2014	City of Dunwoody	R	7/11/2014			000015		
745 0000.121900.01	Due to Other Funds-100 (SYS)	City of Dunwoody		22,119.94				22,119.94

* * T O T A L S * *	NO	INVOICE AMOUNT	DISCOUNTS	CHECK AMOUNT
REGULAR CHECKS:	1	22,119.94	0.00	22,119.94
HAND CHECKS:	0	0.00	0.00	0.00
DRAFTS:	0	0.00	0.00	0.00
EFT:	0	0.00	0.00	0.00
NON CHECKS:	0	0.00	0.00	0.00
VOID CHECKS:	0	VOID DEBITS 0.00		
		VOID CREDITS 0.00	0.00	0.00

TOTAL ERRORS: 0

** G/L ACCOUNT TOTALS **

G/L ACCOUNT	NAME	AMOUNT
745 0000.121900.01	Due to Other Funds-100 (SYS)	22,119.94
	*** FUND TOTAL ***	22,119.94

VENDOR SET: 01 BANK: 06	TOTALS:	NO	INVOICE AMOUNT	DISCOUNTS	CHECK AMOUNT
		1	22,119.94	0.00	22,119.94
BANK: 06	TOTALS:	1	22,119.94	0.00	22,119.94

VENDOR SET: 02 City of Dunwoody, GA

BANK: 08 CVB of Dunwoody

DATE RANGE: 7/01/2014 THRU 7/31/2014

VENDOR I.D.	NAME	STATUS	CHECK DATE	AMOUNT	DISCOUNT	CHECK NO	CHECK STATUS	CHECK AMOUNT
002086	United Healthcare							
I-0035301386	United Healthcare	D	7/15/2014			000000		
950 7540.512100.00	Employees/Personnel/Benefits	United Healthcare		24.54				24.54
002002	Katherine A. Bishop							
I-July 2014	Katherine A. Bishop	R	7/11/2014			041127		
950 7540.523200.02	Admin/Telephone/Internet	Katherine A. Bishop		75.00				
950 7540.523500.02	Admin/Travel	Katherine A. Bishop		51.98				126.98
002004	Digitel Corporation							
I-110958	Digitel Corporation	R	7/11/2014			041128		
950 7540.523200.02	Admin/Telephone/Internet	Digitel Corporation		224.00				224.00
002010	Morris Visitor Publications							
I-AB513044	Morris Visitor Publications	R	7/11/2014			041129		
950 7540.523300.00	Marketing/Advertising - Print	Morris Visitor Publi		1,450.00				1,450.00
002013	Collinson Media and Events							
I-20384	Collinson Media and Events	R	7/11/2014			041130		
950 7540.521300.01	Marketing/Website Marketing	Collinson Media and		1,500.00				1,500.00
002015	Crier Newspapers, LLC							
I-44080	Crier Newspapers, LLC	R	7/11/2014			041131		
950 7540.521200.21	Promotional/Promotions	Crier Newspapers, LL		1,333.33				
I-44099	Crier Newspapers, LLC	R	7/11/2014			041131		
950 7540.521200.21	Promotional/Promotions	Crier Newspapers, LL		1,395.00				2,728.33
002032	Destination Marketing Associat							
I-INV-39304-KR570Z	Destination Marketing Associat	R	7/11/2014			041132		
950 7540.521300.03	Marketing/Research	Destination Marketin		450.00				450.00
002040	Custom Signs							
I-28076	Custom Signs	R	7/11/2014			041133		
950 7540.521200.21	Promotional/Promotions	Custom Signs		243.00				243.00
002065	Atlanta Magazine							
I-154307	Atlanta Magazine	R	7/11/2014			041134		
950 7540.521300.01	Marketing/Website Marketing	Atlanta Magazine		1,500.00				
I-154308	Atlanta Magazine	R	7/11/2014			041134		
950 7540.521300.01	Marketing/Website Marketing	Atlanta Magazine		750.00				2,250.00
002066	Greater Georgia Life							
I-000270540F	Greater Georgia Life	R	7/11/2014			041135		
950 7540.512100.00	Employees/Personnel/Benefits	Greater Georgia Life		37.16				37.16

VENDOR SET: 02 City of Dunwoody, GA

BANK: 08 CVB of Dunwoody

DATE RANGE: 7/01/2014 THRU 7/31/2014

VENDOR I.D.	NAME	STATUS	CHECK DATE	AMOUNT	DISCOUNT	CHECK NO	CHECK STATUS	CHECK AMOUNT
002069	Flavors Magazine, LLC							
I-2014-325	Flavors Magazine, LLC	R	7/11/2014			041136		
950 7540.521200.21	Promotional/Promotions	Flavors Magazine, LL		3,795.00				3,795.00
002088	Andy Williams							
I-July 2014	Andy Williams	R	7/11/2014			041137		
950 7540.523200.02	Admin/Telephone/Internet	Andy Williams		75.00				
950 7540.523500.01	Promotional/Travel	Andy Williams		11.30				86.30
002117	Comcast							
I-July 2014	Comcast	R	7/11/2014			041138		
950 7540.523200.02	Admin/Telephone/Internet	Comcast		153.51				153.51
002159	Travel Girl, Inc.							
I-1664	Travel Girl, Inc.	R	7/11/2014			041139		
950 7540.523300.00	Marketing/Advertising - Print	Travel Girl, Inc.		5,000.00				5,000.00
002160	Kim Trawick							
I-July 2014	Kim Trawick	R	7/11/2014			041140		
950 7540.523200.02	Admin/Telephone/Internet	Kim Trawick		75.00				
950 7540.531700.00	Marketing/Miscellaneous	Kim Trawick		8.54				
950 7540.523900.00	Admin/Miscellaneous	Kim Trawick		29.04				112.58
002167	Ricoh USA, Inc.							
I-1047954544	Ricoh USA, Inc.	R	7/11/2014			041141		
950 7540.531100.00	Admin/Office Expense	Ricoh USA, Inc.		184.00				184.00
002175	Mounting Vernon Printing							
I-37807	Mounting Vernon Printing	R	7/11/2014			041142		
950 7540.531100.01	Promotional/Promotional Matls	Mounting Vernon Prin		179.23				179.23
002180	Artlite Office Supply Co.							
I-966206-0	Artlite Office Supply Co.	R	7/11/2014			041143		
950 7540.531100.00	Admin/Office Expense	Artlite Office Suppl		19.75				
I-966615-0	Artlite Office Supply Co.	R	7/11/2014			041143		
950 7540.531100.00	Admin/Office Expense	Artlite Office Suppl		2.14				21.89
002185	Rothschild Marketing Group LLC							
I-1001369	Rothschild Marketing Group LLC	R	7/11/2014			041144		
950 7540.531100.01	Promotional/Promotional Matls	Rothschild Marketing		1,148.43				1,148.43
002186	My Agency Savannah							
I-1124	My Agency Savannah	R	7/11/2014			041145		
950 7540.521200.12	Marketing/Graphic Design	My Agency Savannah		650.00				650.00

VENDOR SET: 02 City of Dunwoody, GA

BANK: 08 CVB of Dunwoody

DATE RANGE: 7/01/2014 THRU 7/31/2014

VENDOR I.D.	NAME	STATUS	CHECK DATE	AMOUNT	DISCOUNT	CHECK NO	CHECK STATUS	CHECK AMOUNT
002188	GMB Engineers & Planners, Inc.							
I-0514079	GMB Engineers & Planners, Inc.	R	7/11/2014			041146		
950 7540.521300.03	Marketing/Research	GMB Engineers & Plan		5,451.01				5,451.01
002198	Don't Sweat IT Solutions							
I-2097	Don't Sweat IT Solutions	R	7/11/2014			041147		
950 7540.521300.02	Admin/IT Support	Don't Sweat IT Solut		198.00				198.00
002207	United Parcel Service, Inc							
I-5E5684244	United Parcel Service, Inc	R	7/11/2014			041148		
950 7540.523200.01	Admin/Postage/Courier/OvernighUnited Parcel Servic			586.86				
I-5E5684254	United Parcel Service, Inc	R	7/11/2014			041148		
950 7540.523200.01	Admin/Postage/Courier/OvernighUnited Parcel Servic			81.21				
I-5E5684264	United Parcel Service, Inc	R	7/11/2014			041148		
950 7540.523200.01	Admin/Postage/Courier/OvernighUnited Parcel Servic			9.16				677.23
002047	Simple View, Inc							
I-50046	Simple View, Inc	R	7/25/2014			041149		
950 7540.521300.00	Marketing/Website Management	Simple View, Inc		702.00				
I-50221	Simple View, Inc	R	7/25/2014			041149		
950 7540.521300.00	Marketing/Website Management	Simple View, Inc		500.00				1,202.00
002112	PKY Fund II Atlanta II, LLC							
I-2fd1258-August 14	PKY Fund II Atlanta II, LLC	R	7/25/2014			041150		
950 7540.522300.00	Admin/Rent	PKY Fund II Atlanta		3,457.09				3,457.09
002142	Ricoh Americas Corporation							
I-41974884	Ricoh Americas Corporation	R	7/25/2014			041151		
950 7540.522300.01	Admin/Equipment Lease	Ricoh Americas Corpo		145.74				145.74
002149	Dunwoody Nature Center							
I-July 2014	Dunwoody Nature Center	R	7/25/2014			041152		
950 7540.521200.14	Promotional/Comm Developmt	Dunwoody Nature Cent		3,000.00				3,000.00
002155	Georgia Hotel and Lodging Asso							
I-17400	Georgia Hotel and Lodging Asso	R	7/25/2014			041153		
950 7540.523600.01	Marketing/Dues & SubscriptionsGeorgia Hotel and Lo			500.00				500.00
002165	Populace, Inc.							
I-1062	Populace, Inc.	R	7/25/2014			041154		
950 7540.521300.01	Marketing/Website Marketing	Populace, Inc.		1,200.00				1,200.00
002174	Humana EMP HP Georgia							
I-629434915	Humana EMP HP Georgia	R	7/25/2014			041155		
950 7540.512100.00	Employees/Personnel/Benefits	Humana EMP HP Georgi		1,131.45				1,131.45

VENDOR SET: 02 City of Dunwoody, GA
BANK: 08 CVB of Dunwoody
DATE RANGE: 7/01/2014 THRU 7/31/2014

VENDOR I.D.	NAME	STATUS	CHECK DATE	AMOUNT	DISCOUNT	CHECK NO	CHECK STATUS	CHECK AMOUNT
002208	Dunwoody Gridiron Club							
I-001	Dunwoody Gridiron Club	R	7/25/2014			041156		
950 7540.521200.14	Promotional/Comm Developmt		Dunwoody Gridiron Cl	350.00				350.00

* * T O T A L S * *	NO	INVOICE AMOUNT	DISCOUNTS	CHECK AMOUNT
REGULAR CHECKS:	30	37,652.93	0.00	37,652.93
HAND CHECKS:	0	0.00	0.00	0.00
DRAFTS:	1	24.54	0.00	24.54
EFT:	0	0.00	0.00	0.00
NON CHECKS:	0	0.00	0.00	0.00
VOID CHECKS:	0 VOID DEBITS	0.00		
	VOID CREDITS	0.00	0.00	0.00

TOTAL ERRORS: 0

** G/L ACCOUNT TOTALS **

G/L ACCOUNT	NAME	AMOUNT
950 7540.512100.00	Employees/Personnel/Benefits	1,193.15
950 7540.521200.12	Marketing/Graphic Design	650.00
950 7540.521200.14	Promotional/Comm Developmt	3,350.00
950 7540.521200.21	Promotional/Promotions	6,766.33
950 7540.521300.00	Marketing/Website Management	1,202.00
950 7540.521300.01	Marketing/Website Marketing	4,950.00
950 7540.521300.02	Admin/IT Support	198.00
950 7540.521300.03	Marketing/Research	5,901.01
950 7540.522300.00	Admin/Rent	3,457.09
950 7540.522300.01	Admin/Equipment Lease	145.74
950 7540.523200.01	Admin/Postage/Courier/Overnigh	677.23
950 7540.523200.02	Admin/Telephone/Internet	602.51
950 7540.523300.00	Marketing/Advertising - Print	6,450.00
950 7540.523500.01	Promotional/Travel	11.30
950 7540.523500.02	Admin/Travel	51.98
950 7540.523600.01	Marketing/Dues & Subscriptions	500.00
950 7540.523900.00	Admin/Miscellaneous	29.04
950 7540.531100.00	Admin/Office Expense	205.89
950 7540.531100.01	Promotional/Promotional Matls	1,327.66
950 7540.531700.00	Marketing/Miscellaneous	8.54
*** FUND TOTAL ***		37,677.47

VENDOR SET: 02 City of Dunwoody, GA
BANK: 08 CVB of Dunwoody
DATE RANGE: 7/01/2014 THRU 7/31/2014

VENDOR I.D.	NAME	STATUS	CHECK DATE	AMOUNT	DISCOUNT	CHECK NO	CHECK STATUS	CHECK AMOUNT
			NO	INVOICE AMOUNT				CHECK AMOUNT
VENDOR SET: 02	BANK: 08	TOTALS:	31	37,677.47		0.00		37,677.47
BANK: 08	TOTALS:		31	37,677.47		0.00		37,677.47
REPORT TOTALS:			210	1,515,775.40		24.93CR		1,515,750.47

SELECTION CRITERIA

VENDOR SET: * - All
VENDOR: ALL
BANK CODES: All
FUNDS: All

CHECK SELECTION

CHECK RANGE: 000000 THRU 999999
DATE RANGE: 7/01/2014 THRU 7/31/2014
CHECK AMOUNT RANGE: 0.00 THRU 999,999,999.99
INCLUDE ALL VOIDS: YES

PRINT OPTIONS

SEQUENCE: CHECK NUMBER

PRINT TRANSACTIONS: YES
PRINT G/L: YES
UNPOSTED ONLY: NO
EXCLUDE UNPOSTED: YES
MANUAL ONLY: NO
STUB COMMENTS: NO
REPORT FOOTER: NO
CHECK STATUS: NO
PRINT STATUS: * - All
