

MEMORANDUM

To: Mayor and City Council
From: Chris Pike, Finance Director
Date: September 25, 2014
Subject: **YTD Financial Report for August, 2014**

Following are the financial highlights through August 31, 2014. Most revenues and expenses are progressing as expected with especially positive numbers in HOST, building permits and hotel taxes. Occupation taxes (aka business licenses) are also ahead of budget and last year; a sign of a strengthening local economy. Resource line item "Use of Prior Year Reserves" is at its annual budget level as we paid \$1,000,000 down on the variable rate loan. It's interesting to note that court fines are just slightly off schedule considering the multiple storms and canceled court dates earlier this year.

Expenses are as expected. The budget overage in Community Development is due entirely to the increased building permit revenues. Later in the year, a budget amendment will be presented to capture some incomplete 2013 projects that continue into this year as well as a few adjustments that are needed for the current year such as this. Despite salaries being lower in Police due to some vacancies, the overtime remained low resulting in savings on both lines. Public Works was below budget but increased spending during the warmer months decreased the budget surplus in that department to about 5%.

Please take note of the new Council expense pages. This is how the report will look and be presented on a quarterly basis beginning in September.

As Finance Director, I have reviewed this report. I am not aware of any material untrue statements or material omission; nor do I consider anything misleading. The financial statements and related information fairly present the financial condition and the results in all material respects. Management is responsible for internal controls and periodically evaluates these internal controls. No deficiencies in internal controls were discovered.

Michael G. Davis Mayor

Denis Shortal City Council Post 1

Jim Riticher City Council Post 2

Doug R. Thompson City Council Post 3

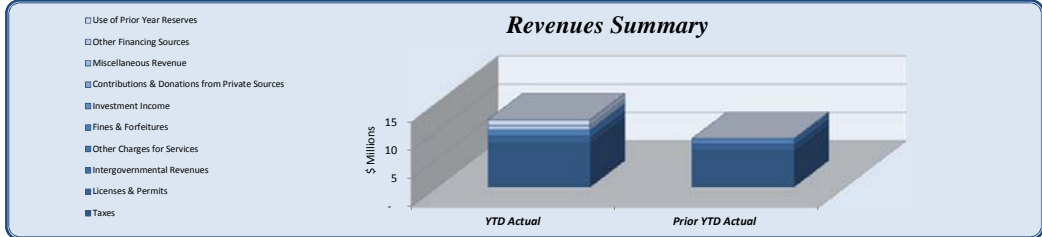
Terry Nall City Council Post 4

Lynn Deutsch City Council Post 5

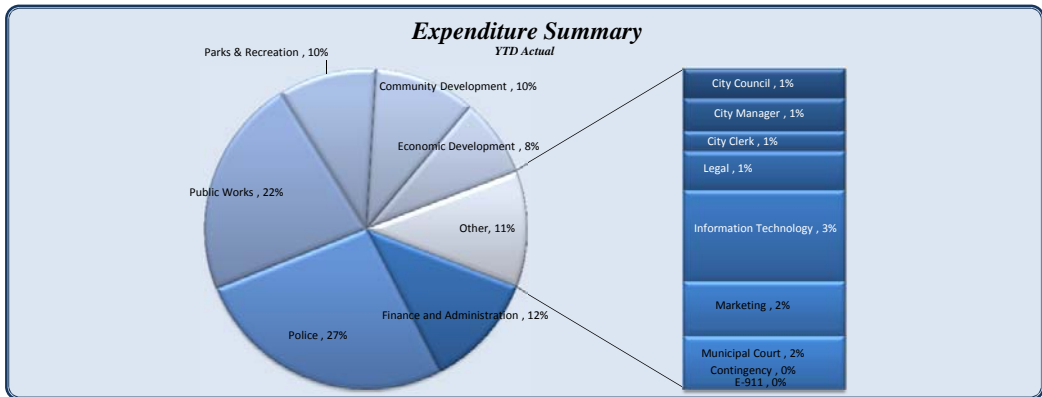
John Heneghan City Council Post 6

City of Dunwoody
YTD Statement of Revenues and
Expenses Through August 31, 2014

Revenues & Resources	Total Annual	YTD Budget	YTD Actual	YTD Variance (% of YTD Budget)	Prior YTD Actual	Flux (Diff from Prior Year)	
	Budget						
Taxes	20,198,000	6,485,333	7,951,944	1,467	123%	6,631,352	1,320,593
Licenses & Permits	875,000	343,333	976,569	633	284%	907,646	68,923
Intergovernmental Revenues	-	-	3,000	3	-	-	3,000
Other Charges for Services	408,000	40,667	146,716	106	361%	79,740	66,977
Fines & Forfeitures	1,510,000	1,000,000	997,850	(2)	100%	878,093	119,756
Investment Income	10,000	3,336	3,369	0	101%	8,378	(5,008)
Contributions & Donations from Private Sources	5,000	3,334	10,446	7	313%	10,825	(379)
Miscellaneous Revenue	213,000	128,933	173,272	44	134%	78,705	94,567
Other Financing Sources	1,150,000	650,000	650,000	-	100%	1,007	648,993
Use of Prior Year Reserves	1,038,676	1,038,676	1,038,676	0	100%	-	1,038,676
Total Revenues & Resources	25,407,676	9,693,612	11,951,842	2,258	123%	8,595,745	3,356,097



Expenditures	Total Annual	YTD Budget	YTD Actual	Variance (% of YTD Budget)	Prior YTD Actual	Flux (Diff from Prior Year)	
	Budget						
City Council	225,544	165,253	160,639	5	97%	140,960	(19,679)
City Manager	350,908	233,173	176,495	57	76%	227,817	51,322
City Clerk	170,742	120,432	108,008	12	90%	153,883	45,875
Legal	385,000	276,633	209,585	67	76%	254,758	45,173
Finance and Administration	2,789,724	1,866,911	1,714,367	153	92%	1,937,082	222,715
Information Technology	729,669	495,328	491,998	3	99%	436,643	(55,354)
Marketing	454,932	314,071	295,747	18	94%	239,570	(56,177)
Municipal Court	504,503	340,020	287,802	52	85%	252,057	(35,745)
Police	6,446,249	4,383,813	3,925,634	458	90%	4,464,681	539,047
E-911	251,655	167,770	-	168	0%	-	-
Public Works	6,235,646	3,479,198	3,295,007	184	95%	3,627,949	332,942
Parks & Recreation	2,685,633	1,579,347	1,450,198	129	92%	2,632,343	1,182,145
Community Development	2,068,802	1,378,918	1,509,758	(131)	109%	1,666,915	157,157
Economic Development	1,283,668	1,195,390	1,185,085	10	99%	199,591	(985,494)
Contingency	400,000	266,667	-	267	0%	-	-
Total Expenditures	24,982,675	16,262,922	14,810,321	1,453	91%	16,234,249	1,423,928



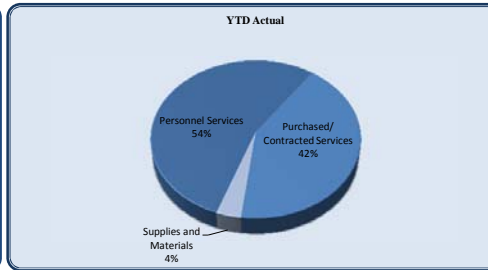
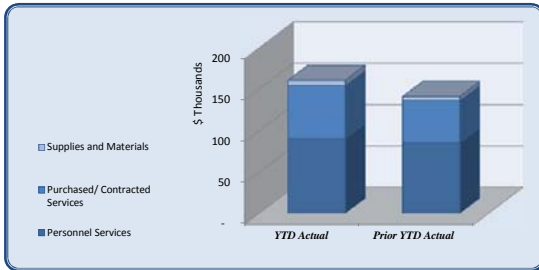
Total Revenues over/(under) Expenditures	425,001	(6,569,310)	(2,858,478)	3,710,832	(7,638,504)	4,780,025
---	----------------	--------------------	--------------------	------------------	--------------------	------------------

City of Dunwoody
YTD Statement of Revenues and
Expenses Through August 31, 2014

Revenues	Total Annual	YTD Budget	YTD Actual	Variance (\$ '000)	Prior YTD Actual (% of YTD Budget)	Prior YTD Actual	Flux (Diff from Prior Year)
	Budget						
Real Property Tax	4,900,000	400,000	560,397	160	140%	424,596	135,801
Personal Property Tax	360,000	-	31,442	31		5,108	26,334
Motor Vehicle	630,000	420,000	411,983	(8)	98%	357,277	(54,706)
Intangibles (Reg & Recording)	60,000	40,000	69,964	30	175%	27,603	42,361
Franchise Fees	3,250,000	530,000	619,222	89	117%	595,773	23,449
Homestead Option Sales Tax	4,000,000	1,200,000	2,070,459	870	173%	1,338,555	731,904
Hotel/Motel Tax	1,260,000	840,000	998,722	159	119%	823,449	175,274
Alcoholic Beverage Excise Tax	560,000	373,333	427,068	54	114%	412,981	14,087
MVR Excise Tax	98,000	65,333	76,461	11	117%	70,004	6,457
Excise Tax on Energy	-	-	26,298	26		-	26,298
Business & Occupation Tax	2,600,000	2,495,000	2,530,274	35	101%	2,451,972	78,302
Insurance Premium Tax	2,350,000	-	-	-		-	-
Financial Institutions Tax	105,000	105,000	113,441	8	108%	109,743	3,698
Penalties & int on delinq tax	5,000	3,333	5,553	2	167%	6,070	(517)
Pen & Int on delinq taxes-Business	20,000	13,333	10,662	(3)	80%	8,222	2,440
Taxes	20,198,000	6,485,333	7,951,944	1,467	123%	6,631,352	1,320,593
Alcoholic Beverage Licenses	360,000	-	40,225	40		23,225	17,000
Other Licenses and Permits	-	-	1,890	2		1,820	70
Planning & Zoning Fees	15,000	10,000	19,155	9	192%	13,270	5,885
Bldg Structures & Equipment	500,000	333,333	852,889	520	256%	847,578	5,311
Soil Erosion	-	-	18,760	19		21,753	(2,993)
Plan Review-Fire	-	-	43,650	44		-	43,650
Licenses & Permits	875,000	343,333	976,569	633	284%	907,646	68,923
Local Government Grants	-	-	3,000	3		-	3,000
Intergovernmental Revenues	-	-	3,000	3		-	3,000
Election Qualifying Fees	-	-	-	-		2,880	(2,880)
Sale of maps and publications	-	-	311	0		326	(15)
Special Police Services	10,000	6,664	10,870	4	163%	11,030	(160)
Fingerprinting Fee	5,000	3,336	6,505	3	195%	4,489	2,017
Public Safety-Other	36,000	24,000	64,785	41	270%	26,658	38,127
Special Assessments	20,000	-	3,488	3		1,950	1,538
Streetlight Fees	327,000	-	47,544	48		19,837	27,706
Recreation Program Fees	-	-	249	0		1,406	(1,157)
Pavilion Rentals	10,000	6,667	12,875	6	193%	10,900	1,975
NSF Fees	-	-	90	0		264	(174)
Other Charges for Services	408,000	40,667	146,716	106	361%	79,740	66,977
Municipal Court Fines & Forfeitures	1,500,000	1,000,000	997,850	(2)	100%	878,093	119,756
Cash Confiscation	10,000	-	-	-		-	-
Fines & Forfeitures	1,510,000	1,000,000	997,850	(2)	100%	878,093	119,756
Interest Revenue	10,000	3,336	3,369	0	101%	8,378	(5,008)
Investment Income	10,000	3,336	3,369	0	101%	8,378	(5,008)
Contr & Don From Priv Sources	-	-	1,671	2		-	1,671
Explorer Donations	5,000	3,334	8,775	5	263%	3,325	5,450
Donations	-	-	-	-		7,500	(7,500)
Contributions & Donations from Private Sources	5,000	3,334	10,446	7	313%	10,825	(379)
Rents & Royalties	198,000	118,933	138,032	19	116%	42,458	(95,574)
Reimb for damaged property	-	-	34,173	34		36,091	(1,918)
Other Charges For Services	15,000	10,000	317	(10)	3%	156	160
Miscellaneous Revenue	-	-	750	1		-	750
Miscellaneous Revenue	213,000	128,933	173,272	44	134%	78,705	94,567
Proceeds from sale of property	1,150,000	650,000	650,000	-	100%	1,007	648,993
Other Financing Sources	1,150,000	650,000	650,000	-	100%	1,007	648,993
Residual Equity Transfer	1,038,676	1,038,676	1,038,676	0	100%	-	1,038,676
Total Revenues	25,407,676	9,693,612	11,951,842	2,258	123%	8,595,745	3,356,097

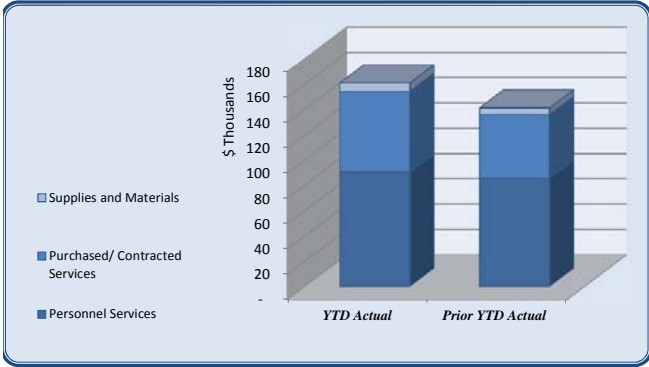
City of Dunwoody
YTD Statement of Revenues and
Expenses Through August 31, 2014

City Council	Total Annual Budget	YTD Budget	YTD Actual	Variance (\$ '000)	(% of YTD Budget)	Prior YTD Actual	Flux (Diff from Prior Year)
Personnel Services	135,694	90,463	90,353	0	100%	85,292	(5,060)
Purchased/ Contracted Services	76,650	65,046	63,754	1	98%	50,661	(13,092)
Supplies and Materials	13,200	9,744	6,532	3	67%	5,006	(1,526)
Total City Council	225,544	165,253	160,639	5	97%	140,960	(19,679)



City Council	Total Annual Budget	YTD Budget	YTD Actual	Variance (\$ '000)	(% of YTD Budget)	Prior YTD Actual	Flux (Diff from Prior Year)
Regular Salaries	88,000	58,667	58,732	(0)	100%	58,667	(66)
Employee Benefits	-	-	-	-	-	-	-
Group Insurance	40,962	27,308	27,445	(0)	101%	22,453	(4,992)
Social Security	5,456	3,637	3,384	0	93%	3,382	(2)
Medicare	1,276	851	791	0	93%	791	(1)
Unemployment Insurance	-	-	-	-	-	-	-
Workers' Compensation	-	-	-	-	-	-	-
Other Employee Benefits	-	-	-	-	-	-	-
Personnel Services	135,694	90,463	90,353	0	100%	85,292	(5,060)
Professional Services	3,000	2,350	1,868	0	79%	1,235	(633)
Technical Services	1,000	667	3,000	(2)	450%	10	(2,990)
Property/Liability Insurance	40,000	40,000	48,014	(8)	120%	32,742	(15,272)
Communications	6,500	4,333	816	4	19%	843	27
Printing & Binding	4,800	3,200	-	3	0%	462	462
Travel	10,300	6,867	4,749	2	69%	5,960	1,211
Dues & Fees	4,000	2,667	2,002	1	75%	1,725	(277)
Education & Training	7,050	4,963	3,305	2	67%	7,685	4,380
Purchased/ Contracted Services	76,650	65,046	63,754	1	98%	50,661	(13,092)
Supplies	4,000	3,227	2,849	0	88%	1,598	(1,251)
Food	4,500	3,150	1,859	1	59%	2,380	521
Books & Periodicals	700	467	220	0	47%	148	(72)
Small Equipment	4,000	2,900	1,604	1	55%	880	(724)
Supplies and Materials	13,200	9,744	6,532	3	67%	5,006	(1,526)
Total City Council	225,544	165,253	160,639	5	97%	140,960	(19,679)

<i>City Council</i>	Total Annual Budget	YTD Budget	YTD Actual	Variance (\$ '000)	(% of YTD Budget)	Prior YTD Actual	Flux (Diff from Prior Year)
Personnel Services	135,694	90,463	90,353	0	100%	85,292	(5,060)
Purchased/ Contracted Services	76,650	65,046	63,754	1	98%	50,661	(13,092)
Supplies and Materials	13,200	9,744	6,532	3	67%	5,006	(1,526)
Total City Council	225,544	165,253	160,639	5	97%	140,960	(19,679)



<i>City Council</i>	Davis	Shortal	Nall	Riticher	Deutsch	Thompson	Heneghan	Unallocated	Total
Regular Salaries	10,667	8,000	8,000	8,000	8,000	8,000	8,000	66	58,732
Employee Benefits									-
Group Insurance	3,810		11,673				11,962		27,445
Social Security	659	496	415	496	465	354	496	4	3,384
Medicare	154	116	97	116	109	83	116	1	791
Unemployment Insurance									-
Workers' Compensation									-
Other Employee Benefits									-
Personnel Services	15,290	8,612	20,184	8,612	8,574	20,398	8,612	71	90,353
Professional Services								1,868	1,868
Technical Services								3,000	3,000
Property/Liability Insurance								48,014	48,014
Communications	304						499	13	816
Printing & Binding									-
Travel	1,316		771		868	1,024		770	4,749
Dues & Fees	187	60	1,755						2,002
Education & Training	925		550	730	550	550			3,305
Purchased/ Contracted Services	2,732	60	3,076	730	1,418	1,574	499	53,665	63,754
Supplies	326		442	115	115	67	169	1,614	2,849
Food	318							1,541	1,859
Books & Periodicals	220								220
Small Equipment	1,604								1,604
Supplies and Materials	2,468	-	442	115	115	67	169	3,155	6,532
Total City Council	20,490	8,672	23,703	9,457	10,107	22,039	9,280	56,890	160,639

Section 2.07 of the Dunwoody Code of Ordinances states, "The mayor shall be provided an annual expense allowance of \$5,000.00 and each councilmember shall be provided an annual expense allowance of \$3,000.00 for the reimbursement of expenses actually and necessarily incurred by the mayor and councilmembers in carrying out their duties as elected officials of the city." Please see the subsequent page for a breakdown of all non-payroll expenses; including those charged to each Councilmember's discretionary allowance.

Section 2.07 of the Dunwoody Code of Ordinances states, "The mayor shall be provided an annual expense allowance of \$5,000.00 and each councilmember shall be provided an annual expense allowance of \$3,000.00 for the reimbursement of expenses actually and necessarily incurred by the mayor and councilmembers in carrying out their duties as elected officials of the city." The expenses highlighted below are those credited to that allowance and totaled separately. Expenses not highlighted are other expenses attributable to the City Council Department budget.

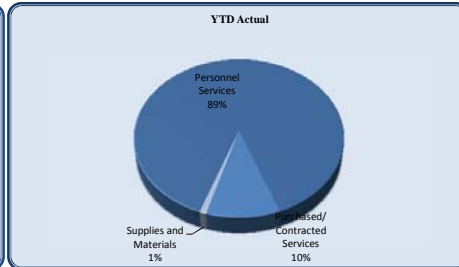
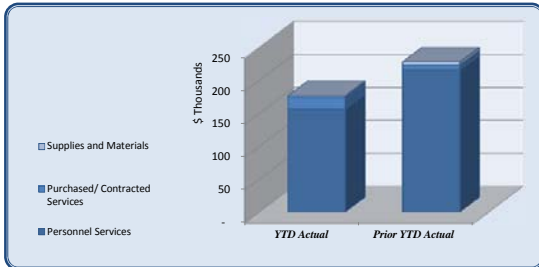
Council Member	Date	Vendor	Description	Account	Non-Allowance	Charter Allowance	Total
Denny Shortal	04/30/2014	Dunwoody Chamber of Commerce	Greater Perimeter Power Lunch	Dues		35.00	
	05/31/2014	Dunwoody Chamber of Commerce	Greater Perimeter Power Lunch	Dues		25.00	
							60.00
Doug Thompson	03/31/2014	Georgia Municipal Ecom	Travel & Training - GMA Conference	Training	550.00		
	06/06/2014	Dated Events LLC	Dunwoody shirts	Supplies		67.46	
	08/29/2014	Doug Thompson	Travel & Training - GMA Conference	Travel	1,023.61		
					1,573.61	67.46	1,641.07
John Heneghan	01/13/2014	Verizon Wireless	Wireless voice and/or Data	Communications		61.15	
	02/13/2014	Verizon Wireless	Wireless voice and/or Data	Communications		61.65	
	03/13/2014	Verizon Wireless	Wireless voice and/or Data	Communications		67.86	
	04/13/2014	Verizon Wireless	Wireless voice and/or Data	Communications		61.17	
	05/13/2014	Verizon Wireless	Wireless voice and/or Data	Communications		61.17	
	06/06/2014	Dated Events LLC	Dunwoody shirts	Supplies		169.46	
	06/13/2014	Verizon Wireless	Wireless voice and/or Data	Communications		60.92	
	07/13/2014	Verizon Wireless	Wireless voice and/or Data	Communications		63.90	
	08/13/2014	Verizon Wireless	Wireless voice and/or Data	Communications		61.11	
					-	668.39	668.39
Jim Ritcher	03/31/2014	Georgia Municipal Ecom	Travel & Training - GMA Conference	Training	730.00		
	06/06/2014	Dated Events LLC	Dunwoody shirts	Supplies		115.46	
					730.00	115.46	845.46
Lynn Deutsch	03/31/2014	Georgia Municipal Ecom	Travel & Training - GMA Conference	Training	325.00		
	05/31/2014	Georgia Municipal Ecom	Travel & Training - GMA Conference	Training	225.00		
	06/06/2014	Dated Events LLC	Dunwoody shirts	Supplies		115.46	
	06/30/2014	Hertz	Travel & Training - GMA Conference	Travel	144.64		
	06/30/2014	Westin	Travel & Training - GMA Conference	Travel	769.23		
	07/31/2014	Westin	Travel & Training - GMA Conference	Travel	(46.20)		
					1,417.67	115.46	1,533.13
Michael Davis	01/13/2014	Verizon Wireless	Wireless voice and/or Data	Communications		38.01	
	01/31/2014	DJ Wall St Journal	Dues, Registrations & Subscriptions	Dues		32.00	
	01/31/2014	Atlanta Biz Chronicle	Dues, Registrations & Subscriptions	Books & Periodicals		188.00	
	01/31/2014	CDW Government / Various	Mac Probook & Accessories	Small Equipment	1,603.65		
	02/13/2014	Verizon Wireless	Wireless voice and/or Data	Communications		38.01	
	02/28/2014	TLF Blooms of Dunwoody	Supplies	Supplies		110.75	
	02/28/2014	Lanier Parking	Parking	Travel		10.00	
	02/28/2014	Elite Parking	Parking	Travel		11.00	
	02/28/2014	DJ Wall St Journal	Dues, Registrations & Subscriptions	Dues		32.00	
	03/13/2014	Verizon Wireless	Wireless voice and/or Data	Communications		38.01	
	03/31/2014	Sage Woodfire Tavern	Michael Starling	Food		74.06	
	03/31/2014	Longhorn Steakhouse	Lunch with DeKalb county police chief Cedric Alexander	Food		34.90	
	03/31/2014	Da Via-Perimeter Place	Michael Starling	Food		32.72	
	03/31/2014	DJ Wall St Journal	Dues, Registrations & Subscriptions	Dues		32.00	
	03/31/2014	Georgia Municipal Ecom	Travel & Training - GMA Conference	Training	550.00		
	04/13/2014	Verizon Wireless	Wireless voice and/or Data	Communications		38.01	
	04/30/2014	Marlow's Tavern	Lunch	Food		47.00	
	04/30/2014	DJ Wall St Journal	Dues, Registrations & Subscriptions	Dues		32.00	
	04/30/2014	Georgia Municipal Ecom	Travel & Training - GMA Conference	Training	375.00		
	05/13/2014	Verizon Wireless	Wireless voice and/or Data	Communications		38.01	
	05/31/2014	DJ Wall St Journal	Wall street journal - mayor's office	Dues		32.00	
	05/31/2014	Dunwoody Country Club	Lunch meeting with Michael Starling, Allison Nalley and Dan Farrar re: Economic Development	Food		47.08	
	06/06/2014	Dated Events LLC	Dunwoody shirts	Supplies		215.45	
	06/13/2014	Verizon Wireless	Wireless voice and/or Data	Communications		38.01	
	06/30/2014	DJ Wall St Journal	Dues, Registrations & Subscriptions	Books & Periodicals		32.00	
	07/13/2014	Verizon Wireless	Wireless voice and/or Data	Communications		38.01	
	07/18/2014	Mike Davis	Travel & Training - GMA Conference	Travel	1,286.28		
	07/31/2014	LAZ Parking	Parking	Travel		9.00	
	07/31/2014	Eclipse Di Luna	Lunch with citizen Stephen Patrick re: Volunteerism	Food		27.70	
	07/31/2014	Maggianos Perimeter	Lunch with Michael Starling and State Rep. Ed Setzler re: charter schools	Food		54.76	
	07/31/2014	DJ Wall St Journal	Dues, Registrations & Subscriptions	Dues		26.99	
	08/13/2014	Verizon Wireless	Wireless voice and/or Data	Communications		38.01	
					3,814.93	1,385.49	5,200.42

Section 2.07 of the Dunwoody Code of Ordinances states, "The mayor shall be provided an annual expense allowance of \$5,000.00 and each councilmember shall be provided an annual expense allowance of \$3,000.00 for the reimbursement of expenses actually and necessarily incurred by the mayor and councilmembers in carrying out their duties as elected officials of the city." The expenses highlighted below are those credited to that allowance and totaled separately. Expenses not highlighted are other expenses attributable to the City Council Department budget.

Council Member	Date	Vendor	Description	Account	Non-Allowance	Charter Allowance	Total
Terry Nall							
	01/02/2014	Rotary Club of Dunwoody	Dues, Registrations & Subscriptions	Dues		437.50	
	01/31/2014	CHOA FDN	Dues, Registrations & Subscriptions	Dues		100.00	
	01/31/2014	Dunwoody Chamber of Commerce	Dues, Registrations & Subscriptions	Dues		5.00	
	02/28/2014	Dunwoody Chamber of Commerce	Dues, Registrations & Subscriptions	Dues		5.00	
	03/03/2014	Rotary Club of Dunwoody	Dues, Registrations & Subscriptions	Dues		250.00	
	03/17/2014	Rebecca Williams	Dues, Registrations & Subscriptions - Refunded by beneficiary	Dues		(25.00)	
	03/31/2014	Spruill Center for the	Dues, Registrations & Subscriptions	Dues		250.00	
	03/31/2014	Sarvi Formalwear	Tuxedo rental for attendance at Spruill center arts guild on 3/15/14	Supplies		110.20	
	03/31/2014	Sarvi Formalwear	Tuxedo rental for attendance at Governor's Ball on 3/8/14	Supplies		131.60	
	03/31/2014	Dunwoody Chamber of Co	Dues, Registrations & Subscriptions	Dues		5.00	
	03/31/2014	www.events.org	Dues, Registrations & Subscriptions	Supplies		200.00	
	03/31/2014	Georgia Municipal Ecom	Travel & Training - GMA Conference	Training	550.00		
	04/01/2014	Rotary Club of Dunwoody	Dues, Registrations & Subscriptions	Dues		300.00	
	04/30/2014	Dunwoody Chamber of Commerce	Dues, Registrations & Subscriptions	Dues		5.00	
	05/31/2014	Dunwoody Chamber of Commerce	Dues, Registrations & Subscriptions	Dues		5.00	
	06/30/2014	Dunwoody Chamber of Commerce	Dues, Registrations & Subscriptions	Dues		5.00	
	06/30/2014	Westin	Travel & Training - GMA Conference	Travel	771.43		
	07/01/2014	Rotary Club of Dunwoody	Dues, Registrations & Subscriptions	Dues		412.50	
					1,321.43	2,196.80	3,518.23
Council & Mayor General							
	01/31/2014	American Coach Lines	Annual Retreat Bus Rental	Travel	770.00		
	01/31/2014	Crowne Plaza	Annual Retreat Food	Food	1,250.00		
	01/31/2014	WalMart	Annual Retreat Tour of Cities Breakfast supplies	Food	39.19		
	01/31/2014	Atkins Park Tavern	Annual Retreat Tour of Cities	Food	251.97		
	02/21/2014	Southtrac, Inc.	Bonser-Dunwoody shirts	Supplies	169.68		
	02/28/2014	Crowne Plaza	Annual Retreat Audio/Visual	Prof Svcs	521.99		
	02/28/2014	Crowne Plaza	Refund for Annual Retreat Audio/Visual double billed	Prof Svcs	(339.40)		
	02/28/2014	Crowne Plaza	Refund for taxes on Annual Retreat Audio/Visual	Prof Svcs	(14.95)		
	04/17/2014	Carl Vinson Institute of Government	Annual Retreat Facilitator Expense	Prof Svcs	1,700.00		
	04/30/2014	Montblanc Ecommerce	Hutmacher going away present	Supplies	540.00		
	04/30/2014	Picture This Gallery	Hutmacher going away present	Supplies	222.00		
	07/08/2014	Sivad Business Solutions	Software - Electronic Hosted Campaign Financing Reporting	Tech Svcs	3,000.00		
	05/01/2014	GIRMA	Liability Insurance	Insurance	24,007.00		
	05/01/2014	GIRMA	Liability Insurance	Insurance	24,007.00		
	05/04/2014	Purchase Power	Postage	Communications	11.04		
	06/30/2014	Steelcase Inc	Council Chair Replacement	Supplies	212.93		
	06/30/2014	DS Waters Standard	Water	Supplies	68.92		
	07/02/2014	Custom Signs Today	Decals for car for July 4th Parade	Supplies	75.00		
	07/04/2014	Purchase Power	Postage	Communications	1.92		
	07/31/2014	Action Specialty Carts	Golf cart rental for July 4th Parade	Supplies	325.00		
					56,819.29	-	56,819.29
							70,285.99

City of Dunwoody
YTD Statement of Revenues and
Expenses Through August 31, 2014

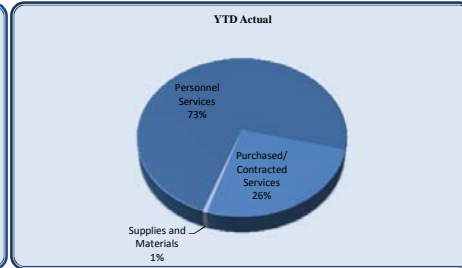
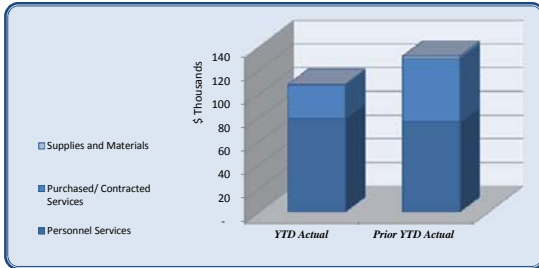
City Manager	Total Annual Budget	YTD Budget	YTD Actual	Variance		Prior YTD Actual	Flux (Diff from Prior Year)
				(\$ '000)	(% of YTD Budget)		
Personnel Services	327,766	217,270	156,459	61	72%	215,285	58,825
Purchased/ Contracted Services	18,685	12,690	18,366	(6)	145%	7,663	(10,703)
Supplies and Materials	4,457	3,213	1,669	2	52%	4,869	3,200
Total City Manager	350,908	233,173	176,495	57	76%	227,817	51,322



City Manager	Total Annual Budget	YTD Budget	YTD Actual	Variance		Prior YTD Actual	Flux (Diff from Prior Year)
				(\$ '000)	(% of YTD Budget)		
Regular Salaries	253,758	167,831	126,797	41	76%	160,821	34,024
Group Insurance	28,919	19,279	11,391	8	59%	24,973	13,582
Medicare	3,680	2,453	1,683	1	69%	2,408	725
Retirement	41,109	27,406	16,331	11	60%	27,083	10,752
Workers' Compensation	300	300	258	0	86%	-	(258)
Personnel Services	327,766	217,270	156,459	61	72%	215,285	58,825
Communications	3,110	2,073	1,560	1	75%	1,271	(289)
Printing & Binding	1,000	900	788	0	88%	210	(578)
Travel	5,900	3,933	1,710	2	43%	1,826	117
Dues & Fees	2,875	1,917	1,469	0	77%	1,850	381
Education & Training	5,800	3,867	3,228	1	83%	2,505	(723)
Purchased/ Contracted Services	18,685	12,690	18,366	(6)	145%	7,663	(10,703)
Supplies	2,062	1,391	633	1	46%	1,893	1,260
Food	1,500	1,050	477	1	45%	688	211
Books & Periodicals	320	277	245	0	89%	40	(205)
Small Equipment	575	496	314	0	63%	2,235	1,921
Supplies and Materials	4,457	3,213	1,669	2	52%	4,869	3,200
Total City Manager	350,908	233,173	176,495	57	76%	227,817	51,322

City of Dunwoody
YTD Statement of Revenues and
Expenses Through August 31, 2014

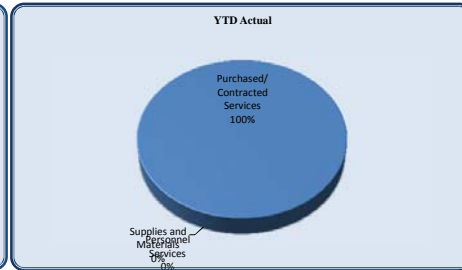
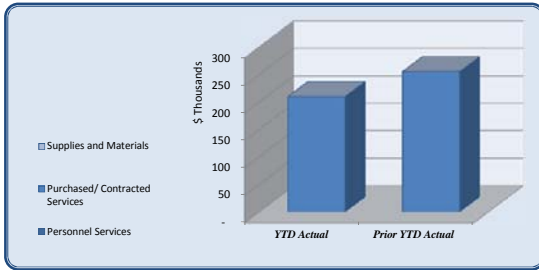
City Clerk	Total Annual Budget	YTD Budget	YTD Actual	Variance (\$ '000)	(% of YTD Budget)	Prior YTD Actual	Flux (Diff from Prior Year)
Personnel Services	121,631	80,510	79,331	1	99%	76,332	(2,999)
Purchased/ Contracted Services	44,430	36,802	27,994	9	76%	53,622	25,628
Supplies and Materials	4,681	3,121	683	2	22%	1,930	1,246
Transfers Out	-	-	-	-	-	22,000	22,000
Total City Clerk	170,742	120,432	108,008	12	90%	153,883	45,875



City Clerk	Total Annual Budget	YTD Budget	YTD Actual	Variance (\$ '000)	(% of YTD Budget)	Prior YTD Actual	Flux (Diff from Prior Year)
Salaries	90,896	59,970	59,726	0	100%	57,429	(2,297)
Group Insurance	14,894	9,929	8,960	1	90%	8,358	(603)
Medicare	1,289	859	862	(0)	100%	876	14
Retirement	14,402	9,601	9,604	(0)	100%	9,670	65
Workers' Compensation	150	150	179	(0)	119%	-	(179)
Personnel Services	121,631	80,510	79,331	1	99%	76,332	(2,999)
Professional Services	8,000	5,333	2,283	3	43%	2,399	115
Technical Services	2,750	1,833	400	1	22%	29,103	28,703
Repairs and Maintenance	22,700	21,540	20,556	1	95%	16,793	(3,763)
Communications	1,980	1,320	832	0	63%	1,033	201
Advertising	1,000	667	-	1	0%	650	650
Printing & Binding	500	333	-	0	0%	273	273
Travel	3,750	3,275	3,003	0	92%	1,561	(1,442)
Dues & Fees	265	177	319	(0)	181%	185	(134)
Education & Training	3,485	2,323	600	2	26%	1,625	1,025
Purchased/ Contracted Services	44,430	36,802	27,994	9	76%	53,622	25,628
Supplies	1,881	1,254	541	1	43%	1,093	552
Food	400	267	142	0	53%	52	(90)
Books & Periodicals	400	267	-	0	0%	-	-
Small Equipment	2,000	1,333	-	1	0%	785	785
Supplies and Materials	4,681	3,121	683	2	22%	1,930	1,246
Transfers to Debt Service Fund	-	-	-	-	-	22,000	22,000
Transfers Out	-	-	-	-	-	22,000	22,000
Total City Clerk	170,742	120,432	108,008	12	90%	153,883	45,875

City of Dunwoody
YTD Statement of Revenues and
Expenses Through August 31, 2014

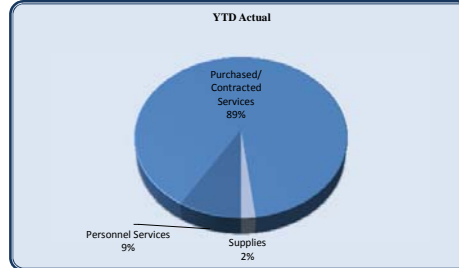
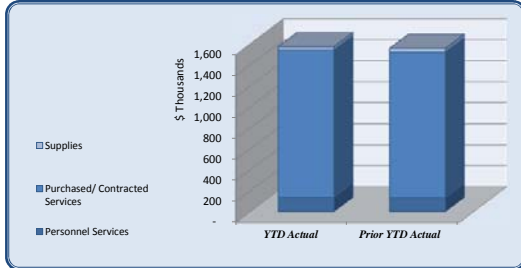
<i>Legal</i>	Total Annual Budget	YTD Budget	YTD Actual	Variance (\$ '000)	(% of YTD Budget)	Prior YTD Actual	Flux (Diff from Prior Year)
Personnel Services	-	-	-	-	-	-	-
Purchased/ Contracted Services	384,950	276,600	209,568	67	76%	254,720	45,152
Supplies and Materials	50	33	17	0	52%	38	21
Total Legal	385,000	276,633	209,585	67	76%	254,758	45,173



<i>Legal</i>	Total Annual Budget	YTD Budget	YTD Actual	Variance (\$ '000)	(% of YTD Budget)	Prior YTD Actual	Flux (Diff from Prior Year)
Personnel Services	-	-	-	-	-	-	-
Professional Services	384,900	276,567	209,552	67	76%	254,973	45,421
Printing & Binding	-	-	-	-	-	(266)	(266)
Travel	50	33	13	0	39%	13	-
Purchased/ Contracted Services	384,950	276,600	209,568	67	76%	254,720	45,152
Food	50	33	17	0	52%	-	(17)
Supplies and Materials	50	33	17	0	52%	38	21
Total Legal	385,000	276,633	209,585	67	76%	254,758	45,173

City of Dunwoody
YTD Statement of Revenues and
Expenses Through August 31, 2014

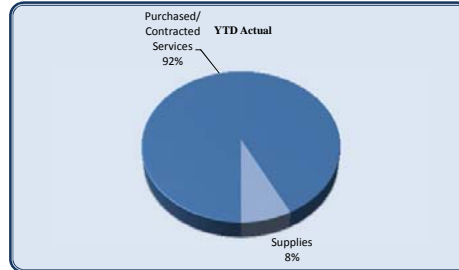
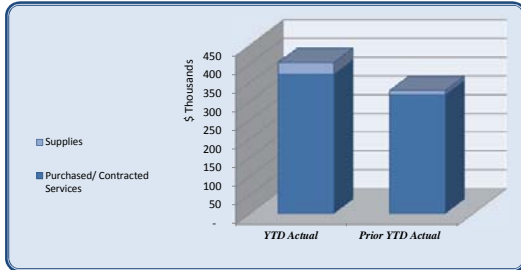
<i>Finance and Administration</i>							
	Total Annual Budget	YTD Budget	YTD Actual	Variance (\$ '000)	(% of YTD Budget)	Prior YTD Actual	Flux (Diff from Prior Year)
Personnel Services	225,203	149,740	137,765	12	92%	134,682	(3,083)
Purchased/ Contracted Services	2,203,650	1,522,768	1,404,385	118	92%	1,387,045	(17,339)
Supplies	79,371	53,653	31,467	22	59%	35,355	3,887
Transfers Out	281,500	140,750	140,750	-	100%	380,000	239,250
Total Finance and Administration	2,789,724	1,866,911	1,714,367	153	92%	1,937,082	222,715



<i>Finance and Administration</i>							
	Total Annual Budget	YTD Budget	YTD Actual	Variance (\$ '000)	(% of YTD Budget)	Prior YTD Actual	Flux (Diff from Prior Year)
Regular Salaries	135,649	89,889	89,496	0	100%	85,978	(3,518)
Group Insurance	22,461	15,090	12,946	2	86%	12,056	(890)
Medicare	1,967	1,310	1,237	0	94%	1,256	18
Retirement	21,976	14,635	14,124	1	97%	14,340	216
Workers' Compensation	150	150	179	(0)	119%	-	(179)
Other Employee Benefits	43,000	28,667	19,782	9	69%	21,052	1,269
Personnel Services	225,203	149,740	137,765	12	92%	134,682	(3,083)
Official/Admin Services	1,249,997	833,331	833,331	(0)	100%	833,331	-
Professional Services	99,636	66,424	47,981	18	72%	39,630	(8,351)
Technical Services	37,500	34,100	35,673	(2)	105%	27,922	(7,751)
Repairs & Maintenance	82,313	61,246	62,059	(1)	101%	48,168	(13,891)
Rentals	523,419	348,946	281,101	68	81%	280,684	(416)
Insurance	55,000	55,000	35,882	19	65%	48,251	12,369
Communications	8,200	5,467	5,172	0	95%	5,144	(28)
Advertising	2,500	1,667	1,016	1	61%	712	(304)
Printing & Binding	8,400	5,600	5,845	(0)	104%	3,470	(2,375)
Travel	3,500	2,333	2,801	(0)	120%	3,473	673
Dues & Fees	63,920	62,478	63,325	(1)	101%	73,586	10,260
Education & Training	40,465	26,977	10,922	16	40%	4,551	(6,372)
Other Charges	28,800	19,200	19,276	(0)	100%	18,124	(1,152)
Purchased/ Contracted Services	2,203,650	1,522,768	1,404,385	118	92%	1,387,045	(17,339)
Supplies	15,681	10,454	8,328	2	80%	7,754	(574)
Electricity	25,000	16,667	14,231	2	85%	14,369	137
Diesel	10,000	6,667	-	7	0%	-	-
Food	22,290	14,860	5,185	10	35%	4,156	(1,029)
Books & Periodicals	1,500	1,000	-	1	0%	338	338
Small Equipment	4,900	4,006	3,724	0	93%	8,738	-
Supplies	79,371	53,653	31,467	22	59%	35,355	3,887
Transfers to Debt Service Fund	-	-	-	-	-	80,000	80,000
Transfers to Capital	281,500	140,750	140,750	-	100%	-	159,250
Transfers Out	281,500	140,750	140,750	-	100%	380,000	239,250
Total Finance and Administration	2,789,724	1,866,911	1,714,367	153	92%	1,937,082	222,715

City of Dunwoody
YTD Statement of Revenues and
Expenses Through August 31, 2014

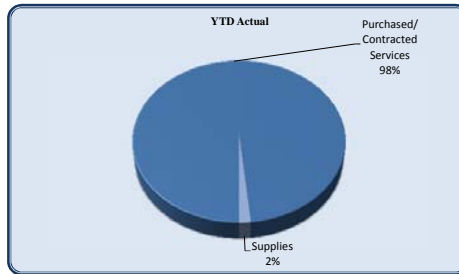
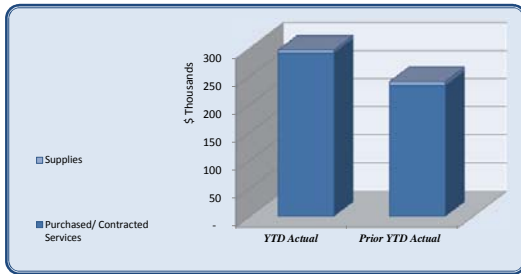
Information Technology	Total Annual Budget	YTD Budget	YTD Actual	Variance (\$ '000)	(% of YTD Budget)	Prior YTD Actual	Flux (Diff from Prior Year)
Purchased/ Contracted Services	516,934	374,338	371,942	2	99%	316,803	(55,139)
Supplies	33,360	31,303	30,368	1	97%	10,840	(19,528)
Transfers Out	179,375	89,688	89,688	-	100%	109,000	19,313
Total Information Technology	729,669	495,328	491,998	3	99%	436,643	(55,354)



Information Technology	Total Annual Budget	YTD Budget	YTD Actual	Variance (\$ '000)	(% of YTD Budget)	Prior YTD Actual	Flux (Diff from Prior Year)
Official/Admin Svcs	309,662	206,441	206,441	0	100%	196,144	(10,297)
Professional Services	-	-	40	(0)		279	239
Technical Services	9,000	9,000	10,776	(2)	120%	657	(10,119)
Repairs & Maintenance	169,533	132,853	130,622	2	98%	90,721	(39,901)
Communications	25,239	23,710	24,063	(0)	101%	29,003	4,940
Printing & Binding	500	333	-	0	0%	-	-
Education & Training	3,000	2,000	-	2	0%	-	-
Purchased/ Contracted Services	516,934	374,338	371,942	2	99%	316,803	(55,139)
Supplies	650	650	793	(0)	122%	928	134
Small Equipment	32,710	30,653	29,575	1	96%	9,913	-
Supplies	33,360	31,303	30,368	1	97%	10,840	(19,528)
Transfers to Debt Service Fund	-	-	-	-		109,000	109,000
Transfers to Capital	179,375	89,688	89,688	-	100%	-	(89,688)
Transfers Out	179,375	89,688	89,688	-	100%	109,000	19,313
Total Information Technology	729,669	495,328	491,998	3	99%	436,643	(55,354)

City of Dunwoody
YTD Statement of Revenues and
Expenses Through August 31, 2014

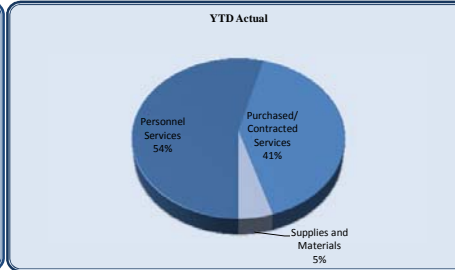
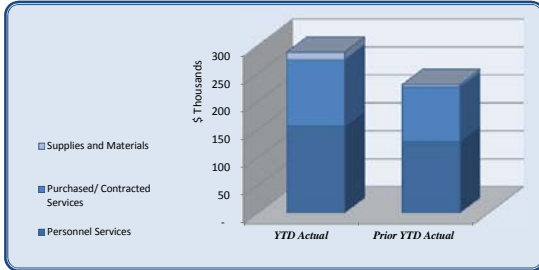
<i>Marketing</i>	Total Annual Budget	YTD Budget	YTD Actual	Variance (\$ '000)	(% of YTD Budget)	Prior YTD Actual	Flux (Diff from Prior Year)
Purchased/ Contracted Services	438,023	302,799	290,938	12	96%	233,041	(57,897)
Supplies	16,909	11,272	4,809	6	43%	6,529	1,720
Total Marketing	454,932	314,071	295,747	18	94%	239,570	(56,177)



<i>Marketing</i>	Total Annual Budget	YTD Budget	YTD Actual	Variance (\$ '000)	(% of YTD Budget)	Prior YTD Actual	Flux (Diff from Prior Year)
Official/Admin Services	298,983	199,322	199,322	-	100%	169,327	(29,995)
Professional Services	40,040	30,885	30,683	0	99%	31,984	1,301
Technical Services	15,000	10,000	8,701	1	87%	3,600	(5,101)
Communications	4,375	2,917	113	3	4%	197	84
Advertising	55,000	39,917	34,936	5	88%	21,251	(13,685)
Printing & Binding	20,000	15,133	12,558	3	83%	6,682	(5,875)
Dues & Fees	4,625	4,625	4,625	0	100%	-	(4,625)
Purchased/ Contracted Services	438,023	302,799	290,938	12	96%	233,041	(57,897)
Supplies	7,000	4,667	3,456	1	74%	3,959	503
Food	5,000	3,333	565	3	17%	1,624	1,060
Books & Periodicals	800	533	-	1	0%	-	-
Small Equipment	4,109	2,739	789	2	29%	946	-
Supplies	16,909	11,272	4,809	6	43%	6,529	1,720
Total Marketing	454,932	314,071	295,747	18	94%	239,570	(56,177)

City of Dunwoody
YTD Statement of Revenues and
Expenses Through August 31, 2014

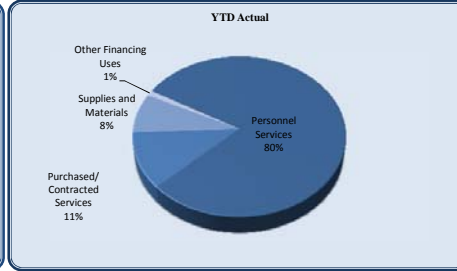
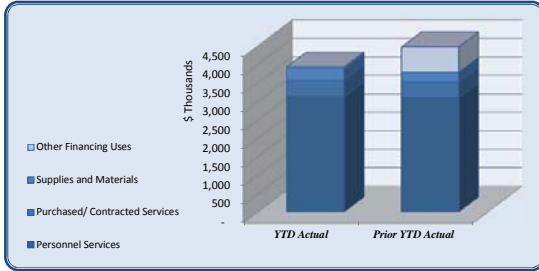
Municipal Court	Total Annual Budget	YTD Budget	YTD Actual	Variance (\$ '000)	(% of YTD Budget)	Prior YTD Actual	Flux (Diff from Prior Year)
Personnel Services	263,941	176,736	155,885	21	88%	128,592	(27,293)
Purchased/ Contracted Services	222,350	148,233	118,267	30	80%	96,494	(21,774)
Supplies and Materials	18,212	15,051	13,654	1	91%	4,471	(9,183)
Other Financing Uses	-	-	(5)	0		22,500	22,505
Total Municipal Court	504,503	340,020	287,802	52	85%	252,057	(35,745)



Municipal Court	Total Annual Budget	YTD Budget	YTD Actual	Variance (\$ '000)	(% of YTD Budget)	Prior YTD Actual	Flux (Diff from Prior Year)
Regular Salaries	186,194	124,129	109,866	14	89%	90,875	(18,991)
Overtime Salaries	6,500	4,908	4,877	0	99%	3,704	(1,174)
Group Insurance	37,891	25,261	20,984	4	83%	17,016	(3,968)
Medicare	2,691	1,794	1,645	0	92%	1,409	(236)
Retirement	30,065	20,043	17,976	2	90%	15,588	(2,388)
Workers' Compensation	600	600	537	0	89%	-	(537)
Personnel Services	263,941	176,736	155,885	21	88%	128,592	(27,293)
Professional Services	153,945	102,630	94,513	8	92%	78,714	(15,799)
Technical Services	32,550	21,700	16,358	5	75%	10,481	(5,877)
Repairs & Maintenance	16,050	10,700	1,600	9	15%	2,150	550
Rentals	4,000	2,667	383	2	14%	220	(163)
Communications	4,000	2,667	2,276	0	85%	2,245	(31)
Printing & Binding	1,000	667	1,008	(0)	151%	334	(674)
Travel	5,000	3,333	473	3	14%	1,172	699
Dues & Fees	805	537	432	0	80%	192	(240)
Education & Training	5,000	3,333	1,225	2	37%	985	(240)
Purchased/ Contracted Services	222,350	148,233	118,267	30	80%	96,494	(21,774)
Supplies	5,974	3,983	3,087	1	78%	3,512	425
Food	2,300	1,533	659	1	43%	734	75
Books & Periodicals	600	400	-	0	0%	-	-
Small Equipment	9,338	9,135	9,908	(1)	108%	225	(9,683)
Supplies and Materials	18,212	15,051	13,654	1	91%	4,471	(9,183)
Transfers to Debt Service Fund	-	-	-	-		22,500	22,500
Other Financing Uses	-	-	(5)	0		22,500	22,505
Total Municipal Court	504,503	340,020	287,802	52	85%	252,057	(35,745)

City of Dunwoody
YTD Statement of Revenues and
Expenses Through August 31, 2014

Police	Total Annual Budget	YTD Budget	YTD Actual	Variance (\$ '000)	Prior YTD Actual (% of YTD Budget)	Flux (Diff from Prior Year)
Personnel Services	5,163,926	3,455,446	3,127,342	328	91%	3,094,392 (32,950)
Purchased/ Contracted Services	699,705	526,328	441,244	85	84%	420,471 (20,773)
Supplies and Materials	498,220	359,840	314,849	45	87%	270,256 (44,593)
Other Financing Uses	84,398	42,199	42,199	-	100%	679,562 637,363
Total Police	6,446,249	4,383,813	3,925,634	458	90%	4,464,681 539,047



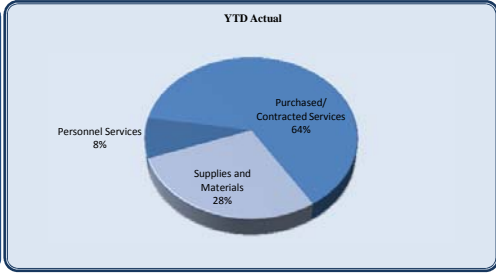
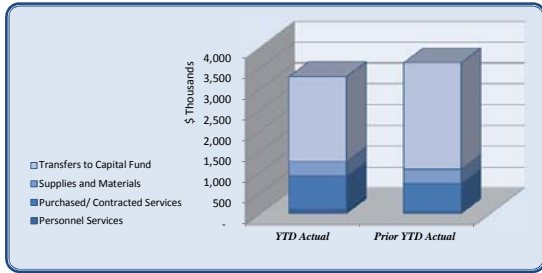
Police	Total Annual Budget	YTD Budget	YTD Actual	Variance (\$ '000)	Prior YTD Actual (% of YTD Budget)	Flux (Diff from Prior Year)
Regular Salaries	3,322,541	2,186,490	2,097,198	89	96%	2,015,830 (81,369)
Overtime Salaries	325,136	216,757	67,520	149	31%	135,836 (68,316)
Total Salaries	3,647,677	2,403,247	2,164,718	239	90%	2,151,666 (13,052)
Group Insurance	782,582	521,721	473,085	49	91%	448,869 (24,217)
Medicare	52,892	35,261	30,502	5	87%	31,762 (1,259)
Retirement	556,675	371,117	329,530	42	89%	343,225 (13,695)
Workers' Compensation	124,100	124,100	129,506	(5)	104%	118,871 (10,635)
Personnel Services	1,516,249	1,052,199	962,624	90	91%	942,726 (19,897)
Professional Services	92,000	61,333	10,132	51	17%	9,100 (1,032)
Technical Services	30,760	20,507	15,123	5	74%	16,124 (1,001)
Repairs & Maintenance	302,181	228,860	207,411	21	91%	213,671 (6,260)
Rentals	12,100	8,067	6,720	1	83%	4,458 (2,263)
Insurance	87,357	87,357	85,147	2	97%	72,341 (12,806)
Claims	4,000	4,000	16,253	(12)	406%	12,384 (3,869)
Communications	77,607	53,738	55,083	(1)	103%	44,611 (10,473)
Advertising	2,500	1,667	-	2	0%	673 (673)
Printing & Binding	5,440	3,627	3,476	0	96%	1,188 (2,288)
Travel	39,000	26,000	21,747	4	84%	21,030 (717)
Dues & Fees	10,480	6,987	4,627	2	66%	5,702 (1,075)
Education & Training	36,280	24,187	15,524	9	64%	19,187 (3,663)
Purchased/ Contracted Services	699,705	526,328	441,244	85	84%	420,471 (20,773)
Supplies	94,086	77,925	74,269	4	95%	72,131 (2,138)
Supplies-Explorer Program	6,000	5,340	16,218	(11)	304%	7,128 (9,091)
Gasoline	255,000	170,000	161,053	9	95%	160,379 (673)
Food	6,000	4,000	709	3	18%	1,021 (312)
Books & Periodicals	2,500	1,667	1,318	0	79%	672 (646)
Small Equipment	134,634	100,909	61,283	40	61%	28,925 (32,357)
Supplies and Materials	498,220	359,840	314,849	45	87%	270,256 (44,593)
Transfers to Debt Service Fund	-	-	-	-	-	441,553 441,553
Transfers to Capital Fund	84,398	42,199	42,199	-	100%	238,009 195,810
Other Financing Uses	84,398	42,199	42,199	-	100%	679,562 637,363
Total Police	6,446,249	4,383,813	3,925,634	458	90%	4,464,681 539,047

City of Dunwoody
 YTD Statement of Revenues and
 Expenses Through August 31, 2014

<i>E-911</i>	Total Annual Budget	YTD Budget	YTD Actual	Variance (% of YTD (\$ '000) Budget)	Prior YTD Actual	Flux (Diff from Prior Year)
Transfers to E-911 Fund	251,655	167,770	-	168	0%	-
Total E-911	251,655	167,770	-	168	0%	-

City of Dunwoody
YTD Statement of Revenues and
Expenses Through August 31, 2014

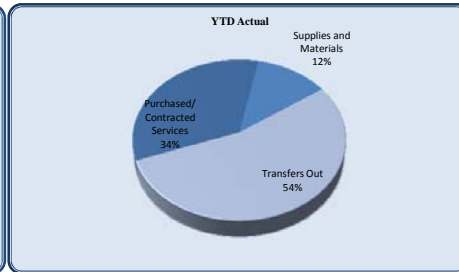
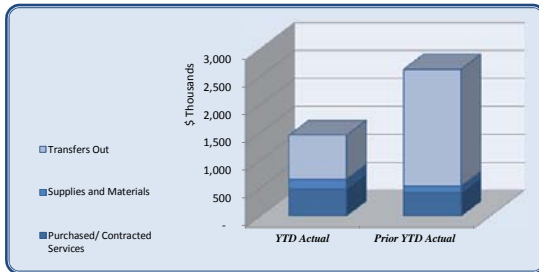
Public Works	Total Annual Budget	YTD Budget	YTD Actual	Variance	Prior YTD Actual	Flux		
							(% of YTD Budget)	(Diff from Prior Year)
				(\$ '000)				
Personnel Services	154,058	102,307	101,003	1	99%	56,565	(44,438)	
Purchased/ Contracted Services	1,300,157	956,903	795,607	161	83%	666,126	(129,481)	
Supplies and Materials	546,431	377,487	355,898	22	94%	346,926	(8,972)	
Transfers to Capital Fund	4,235,000	2,042,500	2,042,500	-	100%	2,558,333	515,833	
Total Public Works	6,235,646	3,479,198	3,295,007	184	95%	3,627,949	332,942	



Public Works	Total Annual Budget	YTD Budget	YTD Actual	Variance	Prior YTD Actual	Flux		
							(% of YTD Budget)	(Diff from Prior Year)
				(\$ '000)				
Salaries	113,883	75,474	75,052	0	99%	45,833	(29,219)	
Group Insurance	20,114	13,409	12,747	1	95%	4,557	(8,190)	
Medicare	1,636	1,091	1,062	0	97%	621	(442)	
Retirement	18,275	12,183	11,962	0	98%	5,554	(6,409)	
Workers' Compensation	150	150	179	(0)	119%	-	(179)	
Personnel Services	154,058	102,307	101,003	1	99%	56,565	(44,438)	
Official/Admin Svcs	255,000	170,000	170,000	-	100%	170,000	-	
Professional Services	96,850	77,963	67,918	10	87%	5,463	(62,455)	
Tree Fund Expenses	92,534	81,634	75,403	6	92%	3,375	(72,028)	
Professional Services	-	-	-	-	-	4,550	4,550	
Technical Services	2,400	1,600	1,600	-	100%	1,600	-	
Repairs & Maintenance	23,300	15,533	10,000	6	64%	10,180	180	
R&M - Storm Damage Removal	105,000	92,275	79,794	12	86%	19,297	(60,497)	
R&M - Street Maintenance	455,800	338,383	331,081	7	98%	294,394	(36,687)	
R&M - Traffic Signals	221,000	147,333	32,373	115	22%	146,122	113,749	
R&M - Right of Way Maint	40,000	26,667	25,012	2	94%	7,930	(17,082)	
Claims	3,000	2,000	-	2	0%	810	810	
Communications	1,400	933	1,021	(0)	109%	1,093	71	
Advertising	1,000	667	979	(0)	147%	-	(979)	
Printing & Binding	750	500	-	1	0%	1,289	1,289	
Travel	1,323	882	426	0	48%	23	(404)	
Purchased/ Contracted Services	1,300,157	956,903	795,607	161	83%	666,126	(129,481)	
Supplies-Office	1,181	787	532	0	68%	281	(251)	
Supplies-Road Materials	60,000	53,200	55,277	(2)	104%	47,609	(7,668)	
Electricity	485,000	323,333	300,089	23	93%	293,664	(6,425)	
Small Equipment	-	-	-	-	-	5,372	5,372	
Supplies and Materials	546,431	377,487	355,898	22	94%	346,926	(8,972)	
Transfers to Capital Fund	4,085,000	2,042,500	2,042,500	-	100%	2,475,000	432,500	
Transfers to Grants Fund	150,000	-	-	-	-	83,333	83,333	
Transfers to Capital Fund	4,235,000	2,042,500	2,042,500	-	100%	2,558,333	515,833	
Total Public Works	6,235,646	3,479,198	3,295,007	184	95%	3,627,949	332,942	

City of Dunwoody
YTD Statement of Revenues and
Expenses Through August 31, 2014

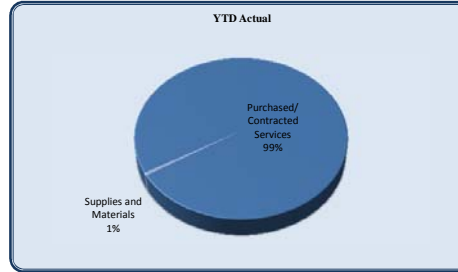
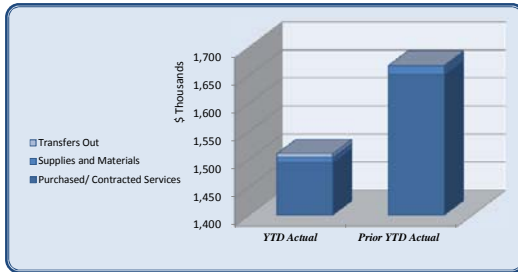
Parks and Recreation	Total Annual Budget	YTD Budget	YTD Actual	Variance		Prior YTD Actual	Flux (Diff from Prior Year)
				(\$ '000)	(% of YTD Budget)		
Purchased/ Contracted Services	895,267	607,545	489,297	118	81%	421,783	(67,514)
Supplies and Materials	257,000	187,058	176,157	11	94%	116,827	(59,330)
Transfers Out	1,533,366	784,744	784,744	-	100%	2,093,733	1,308,989
Total Parks and Recreation	2,685,633	1,579,347	1,450,198	129	92%	2,632,343	1,182,145



Parks and Recreation	Total Annual Budget	YTD Budget	YTD Actual	Variance		Prior YTD Actual	Flux (Diff from Prior Year)
				(\$ '000)	(% of YTD Budget)		
Official/Admin Svcs	125,000	83,333	83,333	0	100%	83,333	0
Professional Services	10,000	6,667	9,012	(2)	135%	1,850	(7,162)
R&M-Parks	724,267	482,845	371,333	112	77%	310,751	(60,582)
Rentals	2,000	1,333	-	1	0%	-	-
Property/Liability Insurance	32,100	32,100	23,099	9	72%	25,849	2,750
Communications	1,500	1,000	753	0	75%	567	(186)
Dues & Fees	400	267	50	0	19%	-	(50)
Purchased/ Contracted Services	895,267	607,545	489,297	118	81%	421,783	(67,514)
Supplies	93,000	74,600	72,395	2	97%	42,081	(30,314)
Utilities	156,000	107,125	103,762	3	97%	73,961	(29,801)
Small Equipment	8,000	5,333	-	5	0%	785	785
Supplies and Materials	257,000	187,058	176,157	11	94%	116,827	(59,330)
Transfers to Debt Service Fund	108,366	72,244	72,244	-	100%	72,244	0
Transfers to Capital Fund	1,425,000	712,500	712,500	-	100%	2,021,489	1,308,989
Transfers to Grants Fund	150,000	-	-	-	-	83,333	83,333
Transfers Out	1,533,366	784,744	784,744	-	100%	2,093,733	1,308,989
Total Parks and Recreation	2,685,633	1,579,347	1,450,198	129	92%	2,632,343	1,182,145

City of Dunwoody
YTD Statement of Revenues and
Expenses Through August 31, 2014

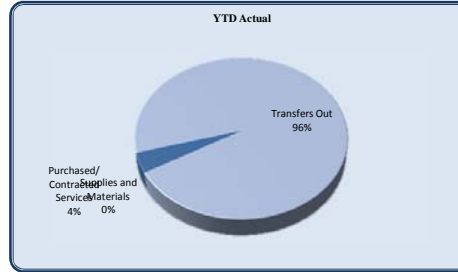
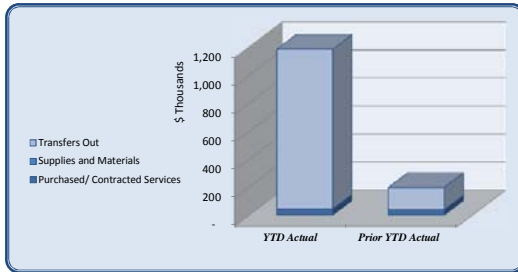
Community Development	Total Annual Budget	YTD Budget	YTD Actual	Variance (\$ '000)	(% of YTD Budget)	Prior YTD Actual	Flux (Diff from Prior Year)
Purchased/ Contracted Services	2,039,302	1,359,535	1,494,443	(135)	110%	1,651,417	156,974
Supplies and Materials	16,500	12,883	8,815	4	68%	15,498	6,683
Transfers Out	13,000	6,500	6,500	-	100%	-	(6,500)
Total Community Development	2,068,802	1,378,918	1,509,758	(131)	109%	1,666,915	157,157



Community Development	Total Annual Budget	YTD Budget	YTD Actual	Variance (\$ '000)	(% of YTD Budget)	Prior YTD Actual	Flux (Diff from Prior Year)
Official/Admin Svcs	1,587,000	1,058,000	1,380,963	(523)	131%	1,423,538	42,575
Professional Services	160,000	106,667	15,412	91	14%	106,100	90,688
Technical Services	174,250	116,167	51,424	65	44%	56,203	4,779
Repairs & Maintenance	88,120	58,747	27,703	31	47%	55,885	28,182
Rentals	-	-	2,983	(3)	-	2,050	(932)
Communications	3,532	2,355	1,521	1	65%	1,575	54
Advertising	15,000	10,000	7,589	2	76%	4,148	(3,440)
Printing & Binding	5,000	3,333	3,556	(0)	107%	1,341	(2,215)
Travel	2,000	1,333	67	1	5%	-	(67)
Dues & Fees	1,900	1,267	250	1	20%	575	325
Education & Training	2,500	1,667	2,975	(1)	178%	-	(2,975)
Purchased/ Contracted Services	2,039,302	1,359,535	1,494,443	(135)	110%	1,651,417	156,974
Supplies	11,500	9,550	8,708	1	91%	7,588	(1,120)
Food	1,000	667	48	1	7%	366	318
Books & Periodicals	2,500	1,667	59	2	4%	28	(31)
Small Equipment	1,500	1,000	-	1	0%	7,516	7,516
Supplies and Materials	16,500	12,883	8,815	4	68%	15,498	6,683
Transfers to Capital Fund	13,000	6,500	6,500	-	100%	-	(6,500)
Transfers Out	13,000	6,500	6,500	-	100%	-	(6,500)
Total Community Development	2,068,802	1,378,918	1,509,758	(131)	109%	1,666,915	157,157

City of Dunwoody
YTD Statement of Revenues and
Expenses Through August 31, 2014

<i>Economic Development</i>	Total Annual Budget	YTD Budget	YTD Actual	Variance (\$ '000)	(% of YTD Budget)	Prior YTD Actual	Flux (Diff from Prior Year)
Purchased/ Contracted Services	76,468	56,885	46,342	11	81%	41,120	(5,222)
Supplies and Materials	1,200	1,171	1,410	(0)	120%	511	(898)
Transfers Out	1,206,000	1,137,333	1,137,333	0	100%	157,960	(979,373)
Total Economic Development	1,283,668	1,195,390	1,185,085	10	99%	199,591	(985,494)



<i>Economic Development</i>	Total Annual Budget	YTD Budget	YTD Actual	Variance (\$ '000)	(% of YTD Budget)	Prior YTD Actual	Flux (Diff from Prior Year)
Professional Services	30,000	22,500	22,500	-	100%	20,000	(2,500)
Technical Services	7,000	4,667	-	5	0%	-	-
Communications	968	645	-	1	0%	-	-
Advertising	28,500	22,175	21,050	1	95%	14,962	(6,088)
Printing & Binding	3,500	2,333	394	2	17%	305	(89)
Travel	1,500	1,000	40	1	4%	31	(9)
Dues & Fees	4,305	2,870	1,663	1	58%	5,522	3,859
Education & Training	695	695	695	0	100%	300	(395)
Purchased/ Contracted Services	76,468	56,885	46,342	11	81%	41,120	(5,222)
Supplies	-	-	-	-	-	491	491
Food	1,200	1,171	1,410	(0)	120%	20	(1,390)
Supplies and Materials	1,200	1,171	1,410	(0)	120%	511	(898)
Transfers to Debt Service Fund	1,206,000	1,137,333	1,137,333	0	100%	157,960	(979,373)
Transfers Out	1,206,000	1,137,333	1,137,333	0	99%	199,591	(985,494)
Total Economic Development	1,283,668	1,195,390	1,185,085	10	99%	199,591	(985,494)

<i>Contingency</i>	Total Annual Budget	YTD Budget	YTD Actual	Variance (\$ '000)	(% of YTD Budget)	Prior YTD Actual	Flux (Diff from Prior Year)
Contingency	400,000	266,667	-	267	0%	-	-
Total Contingency	400,000	266,667	-	267	0%	-	-
Total General Fund Expenditures	24,982,675	16,262,922	14,810,321	1,453	91%	16,234,249	1,423,928
Total Revenues over/(under) Expenditures	425,001	(6,569,310)	(2,858,478)	3,711	44%	(7,638,504)	4,780,025

City of Dunwoody
YTD Statement of
Expenses Through August 31, 2014

<i>Capital Projects Fund</i>	Original Budget	Adjustments/ Amendments	Total Project Budget	Spent in Prior Years	Spent in Current Year	Total Spent to Date	Project Balance
Expenditures							
Courtroom and Council AV	140,400	-	140,400	(127,191)	-	(127,191)	13,209
Emergency BackUp/Disaster Recovery System	35,000	1,880	36,880	(34,290)	-	(34,290)	2,589
Network Access Control COMPLETED 2014	15,000	-	15,000	-	(16,211)	(16,211)	(1,211)
Off-site Replication of Servers for Disaster Recovery	51,875	-	51,875	-	(37,044)	(37,044)	14,831
Unified Communications Upgrade to provide for Redundancy	47,500	-	47,500	-	(39,752)	(39,752)	7,748
Website Redesign and Replacement	65,000	-	65,000	-	(43,442)	(43,442)	21,558
Information Technology	401,424	0	401,424	(206,251)	(136,449)	(342,700)	58,725
Initial Setup COMPLETED 2011	3,516,000	75,215	3,591,215	(3,592,546)	-	(3,592,546)	(1,331)
City Hall Design & Engineering Prefunding	100,000	-	100,000	-	-	-	100,000
Programming Study for Future City Hall	50,000	-	50,000	-	-	-	50,000
Facilities Improvement Partnership Program (2013 FIPP) COMPLETED 2014	250,000	33,500	283,500	(51,385)	(243,847)	(295,232)	(11,732)
Facilities Improvement Partnership Program (2014 FIPP)	250,000	(33,500)	216,500	-	(25,553)	(25,553)	190,947
City Hall Reconfiguration for Efficiency	31,500	-	31,500	-	(17,084)	(17,084)	14,416
Facilities	4,197,500	75,215	4,272,715	(3,643,931)	(286,484)	(3,930,415)	342,300
Fixed LPR & Mobile LPR	119,875	-	119,875	(49,459)	-	(49,459)	70,416
Panoscan ABANDONED	43,000	-	43,000	-	-	-	43,000
Code Red	24,500	-	24,500	(18,875)	-	(18,875)	5,625
Vehicle Replacement	1,500,000	-	1,500,000	(91,653)	(4,125)	(95,778)	1,404,222
Police Machinery & Equipment COMPLETED 2011	200,800	-	200,800	(168,406)	-	(168,406)	32,394
Spare Patrol Unit COMPLETED 2012	45,000	-	45,000	(40,209)	-	(40,209)	4,791
North Metro SWAT night vision COMPLETED 2012	20,300	-	20,300	(20,172)	-	(20,172)	128
Daily Report Software	12,400	-	12,400	-	-	-	12,400
Crime Analysis Plus COMPLETED 2012	21,300	-	21,300	(1,820)	-	(1,820)	19,480
Forensic Computer Software COMPLETED 2012	13,050	-	13,050	(9,772)	-	(9,772)	3,278
Brook Run Surveillance Camera System	113,000	-	113,000	(67,875)	-	(67,875)	45,125
Crime Response Team & Prisoner Transport Equipment COMPLETED 2013	238,009	-	238,009	(232,211)	-	(232,211)	5,798
New Position-Detective Machinery & Equipment	30,000	-	30,000	-	(26,057)	(26,057)	3,943
AFIS Automated Fingerprint Identification System	54,398	-	54,398	-	-	-	54,398
Police Department	2,435,632	-	2,435,632	(700,452)	(30,182)	(730,634)	1,704,998
2009 General Infrastructure COMPLETED 2011	400,000	(127,515)	272,485	(119,600)	-	(119,600)	152,885
Dunwoody Village TE Project	2,100,000	(431,218)	1,668,782	(305,418)	(217,178)	(522,596)	1,146,186
Road Resurfacing	8,881,000	65,104	8,946,104	(6,887,457)	(166,536)	(7,053,993)	1,892,111
New Sidewalks and ADA Ramps	2,030,000	45,000	2,075,000	(1,319,909)	(133,390)	(1,453,300)	621,700
Traffic Calming Radar Signs	100,000	-	100,000	(11,650)	-	(11,650)	88,350
N. Peachtree Rd/Tilly Mill Intersection Improvement	2,100,000	-	2,100,000	(274,791)	(29,431)	(304,221)	1,795,779
Mt. Vernon Rd/Vermack Intersection Improvement	175,000	106,000	281,000	(51,598)	(45,853)	(97,451)	183,549
Womack/Vermack Intersection Improvement	200,000	-	200,000	(69,912)	-	(69,912)	130,088
Austin Radar Signs COMPLETED 2011	15,000	-	15,000	(8,479)	-	(8,479)	6,521
PW Management Software COMPLETED 2012	90,000	-	90,000	(85,544)	-	(85,544)	4,456
Wayfinding	150,000	-	150,000	(29,100)	(7,622)	(36,722)	113,278
Chamblee Dunwoody & Spalding Drive	120,000	55,000	175,000	(6,000)	(59,134)	(65,134)	109,866
School Pedestrian Safety Improvements	-	40,000	40,000	(30,816)	(7,000)	(37,816)	2,184
Concept Funding-Tilly Mill at Mt. Vernon Place	25,000	-	25,000	-	-	-	25,000
Concept Funding-Mt. Vernon at Tilly Mill	25,000	-	25,000	-	-	-	25,000
Concept Funding-Chamblee Dunwoody at Peeler	50,000	-	50,000	-	-	-	50,000
Intelligent Traffic System (ITS)-adding signals to network	85,000	-	85,000	-	-	-	85,000
Partial Construction Funding-Chamblee Dunwoody Rd from Cambridge to Valley View	800,000	-	800,000	-	(27,249)	(27,249)	772,751
Chesnut Elementary Pedestrian Project	-	-	-	-	(11,506)	(11,506)	(11,506)
Public Works	17,496,000	(397,630)	17,098,370	(9,200,273)	(704,899)	(9,905,172)	7,193,199

City of Dunwoody
YTD Statement of
Expenses Through August 31, 2014

<i>Capital Projects Fund</i>	Original Budget	Adjustments/ Amendments	Total Project Budget	Spent in Prior Years	Spent in Current Year	Total Spent to Date	Project Balance
Expenditures							
Project Renaissance	12,466,000	2,673,635	15,139,635	(15,082,332)	(146,167)	(15,228,498)	(88,863)
Pernoshal Park-Partial Funding for 5 Acre Park (Ph II) at 19 acre property-Grading, parking, and multi-use trail	1,025,000	-	1,025,000	-	(6,315)	(6,315)	1,018,685
Brook Run Demo	400,000	-	400,000	(89,310)	(106,248)	(195,558)	204,442
Brook Run Park Improvements	150,000	-	150,000	(111,114)	-	(111,114)	38,886
Brook Run Trail	572,010	823,612	1,395,622	(430,809)	(618,153)	(1,048,962)	346,660
Nancy Creek Greenway	25,000	-	25,000	(17,463)	-	(17,463)	7,538
Dunwoody Gateway Market Installation	150,000	-	150,000	(9,618)	-	(9,618)	140,382
Donaldson Chesnut Facility Stabilization	226,000	-	226,000	-	-	-	226,000
NDCAC Roof Replacement COMPLETED 2014	350,000	-	350,000	(260,000)	(65,896)	(325,896)	24,104
Design for Future Parks Trails Projects	25,000	-	25,000	-	-	-	25,000
Brook Run Dog Park Relocation	195,000	-	195,000	(30,088)	(5,180)	(35,268)	159,732
Dunwoody Park Parking Lot Resurfacing	100,000	-	100,000	-	-	-	100,000
Windwood Hollow Park Playground Replacement	125,000	-	125,000	-	-	-	125,000
Emergency Notification System for Brook Run Park and Dunwoody Park	85,000	-	85,000	-	-	-	85,000
Parks	15,894,010	3,497,247	19,391,257	(16,030,734)	(947,959)	(16,978,693)	2,412,564
GIS Webviewer COMPLETED 2014	75,000	-	75,000	(22,457)	(19,400)	(41,857)	33,143
Plotter Purchase	20,000	-	20,000	(3,048)	(2,032)	(5,080)	14,920
GIS Mobile Collection Unit	13,000	-	13,000	-	(11,510)	(11,510)	1,490
Community Development	108,000	-	108,000	(25,505)	(32,942)	(58,447)	49,553
Total	40,532,566	3,174,833	43,707,399	(29,807,145)	(2,138,916)	(31,946,061)	11,761,338

City of Dunwoody
YTD Statement of Revenues and
Expenses Through August 31, 2014

<i>E911 Fund</i>	Total Annual Budget	YTD Budget	YTD Actual	Variance (\$ '000)	(% of YTD Budget)	Prior YTD Actual	Flux (Diff from Prior Year)
Revenues							
E911 Revenue	950,000	633,333	790,627	157	125%	798,315	7,688
Transfers In	251,655	167,770	-	(168)	0%	-	-
Total Revenues	1,201,655	801,103	790,627	(10)	99%	798,315	7,688
Expenditures							
Communications	108,738	72,492	62,350	10	86%	46,106	(16,244)
Intergovernmental-E911 (Chatcomm)	1,092,917	728,611	716,667	12	98%	716,667	-
Transfers Out-Debt	-	-	-	-		33,561	33,561
Total Expenditures	1,201,655	801,103	779,016	22	97%	796,334	17,318
Total Revenues over/(under) Expenditures	-	-	11,610	12		1,981	(9,630)

City of Dunwoody
YTD Statement of Revenues and
Expenses Through August 31, 2014

<i>Hotel Excise Tax Fund</i>	Total Annual Budget	YTD Budget	YTD Actual	Variance (\$ '000)	Prior YTD Actual (% of YTD Budget)	Flux (Difference from Prior Year)
Revenues						
Hotel/Motel Tax	2,100,000	1,400,000	1,664,514	265	119%	1,372,358 (292,156)
Interest Revenue	-	-	16	0		43 27
Total Revenues	2,100,000	1,400,000	1,664,530	265	119%	1,372,402 (292,129)
Expenditures						
Transfers to General Fund	1,260,000	840,000	998,722	(159)	119%	823,449 (175,274)
Transfers to Component Unit - CVBD	840,000	560,000	665,806	(106)	119%	548,943 (116,862)
Total Expenditures	2,100,000	1,400,000	1,664,528	(265)	119%	1,372,392 (292,136)
Total Revenues over/(under) Expenditures	-	-	2	0		10 7

City of Dunwoody
 YTD Statement of Revenues and
 Expenses Through August 31, 2014

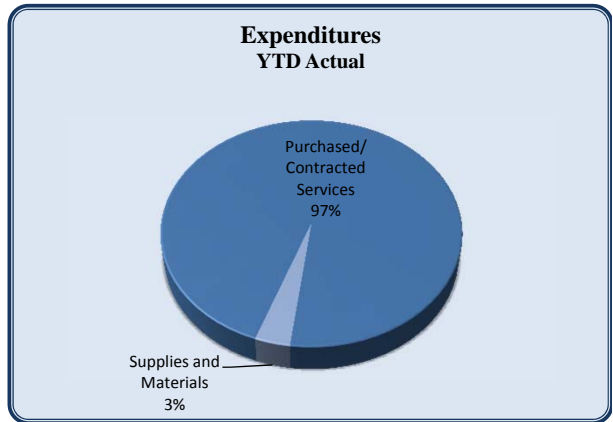
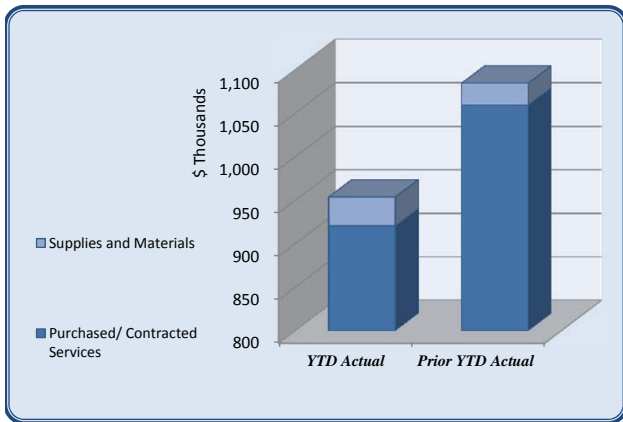
<i>Motor Vehicle Rental Excise Tax Fund</i>	Total Annual Budget	YTD Budget	YTD Actual	Variance	Prior YTD Actual	Flux	
				(\$ '000)		(Difference from Prior Year)	
				(% of YTD Budget)			
Revenues							
MV Rental Excise Tax	98,000	65,333	76,461	11	117%	70,004	(6,457)
Total Revenues	98,000	65,333	76,461	11	117%	70,004	(6,457)
Expenditures							
Transfers to General Fund	98,000	65,333	76,461	(11)	117%	70,004	(6,457)
Total Expenditures	98,000	65,333	76,461	(11)	117%	70,004	(6,457)
Total Revenues over/(under) Expenditures	-	-	-	-		-	-

City of Dunwoody
YTD Statement of Revenues and
Expenses Through August 31, 2014

<i>Debt Service Fund</i>	Total Annual Budget	YTD Budget	YTD Actual	Variance (\$ '000)		Prior YTD Actual	Flux (Difference from Prior Year)
					(% of YTD Budget)		
Revenues							
Interest Revenue	-	-	-	-		-	-
Transfers from General Fund	1,314,367	1,209,578	1,209,577	(0)	100%	905,257	(304,320)
Transfers from E911 Fund	-	-	-	-		33,561	33,561
Residual Equity Transfer In	-	-	-	-		-	-
Total Revenues	1,314,367	1,209,578	1,209,577	(0)	100%	938,819	(270,759)
Expenditures							
Lease Principal	-	-	40,064	(40)		820,336	780,272
Lease Interest	-	-	12,284	(12)		97,671	85,386
Transfers Out - CU	1,314,088	1,157,044	1,157,044	-	100%	-	(1,157,044)
Total Expenditures	1,314,088	1,157,044	1,209,392	(52)	105%	918,006	(291,386)
Total Revenues over/(under) Expenditures	279	52,534	186	(52)	0%	20,813	20,627

City of Dunwoody
YTD Statement of Revenues and
Expenses Through August 31, 2014

<i>Stormwater fund</i>	Total Annual Budget	YTD Budget	YTD Actual	Variance		Prior YTD Actual	Flux
					(\$ '000)	(% of YTD Budget)	(Difference from Prior Year)
Revenues							
Stormwater Utility Charges	1,815,316	148,189	158,478	10		107%	62,956 (95,522)
Interest Revenue	500	333	817	0		245%	1,346 529
Total Revenues	1,815,816	148,522	159,295	11		107%	64,302 (94,993)
Expenditures							
Official/Admin Svcs	120,000	80,000	80,000	-		100%	80,000 -
Professional Services-Stormwater	140,000	93,333	3,402	90		4%	120,353 116,951
Repairs & Maintenance	1,500,000	1,000,000	836,507	163		84%	856,663 20,157
Rep & Maint-Riprap Program	12,000	8,000	-	8		0%	1,734 1,734
Printing & Binding	1,000	667	-	1		0%	- -
Dues & Fees	500	333	431	(0)		129%	431 -
Purchased/ Contracted Services	1,773,500	1,182,333	920,340	262		78%	1,059,182 138,842
Supplies	30,000	29,350	33,064	(4)		113%	24,991 (8,074)
Books & Periodicals	500	333	-	0		0%	- -
Supplies and Materials	30,500	29,683	33,064	(3)		111%	24,991 (8,074)
Total Expenditures	1,804,000	1,212,017	953,404	259		79%	1,090,092 136,688
Total Revenues over/(under) Expenditures	11,816	(1,063,494)	(794,109)	269		75%	(1,025,790) (231,681)



Convention Visitors' Bureau of Dunwoody
Monthly Statement of Revenues and Expenses
August 31, 2014

CVB of Dunwoody	Variance				
	Total Annual Budget	YTD Budget	YTD Actual	(% of YTD Budget)	Prior YTD Actual
Fund Balance	-	-	-		
Revenues					
Interest Revenue	1,152	768	782	102%	818
Other Revenue	-	-	-		634
Tax Revenue	843,807	562,538	665,806	118%	548,943
Total Revenues	844,959	563,306	666,588	118%	550,395
Expenditures					
<i>Employees/Personnel</i>					
Salaries	245,422	151,027	147,632	98%	120,995
Benefits	30,503	19,794	13,260	67%	10,970
Payroll Taxes	24,542	15,456	12,136	79%	10,187
Unemployment	-	-	(810)		-
Medic	-	-	-		-
<i>Total Employees/Personnel Expenditures</i>	300,467	186,277	172,218	92%	142,152
<i>Administrative</i>					
Depreciation Expense	-	-	-		-
Legal & Professional Fees	18,835	13,915	9,158	66%	6,201
Rent	41,589	27,656	24,225	88%	26,849
Employee Development	6,680	6,180	3,488	56%	4,480
Equipment Lease	1,826	1,168	1,174	100%	1,138
IT Support	3,600	2,600	3,819	147%	824
Insurance	4,676	-	245		91
Postage/Courier/Ovenight Mail	-	-	717		-
Telephone/Internet	7,242	4,678	4,789	102%	4,226
Licenses & Fees	3,530	2,450	305	12%	228
Miscellaneous	2,160	1,440	365	25%	587
Office Expense	2,400	1,600	1,975	123%	1,605
Vehicle Expenses	-	-	-		-
Meals & Meeting Expenses	3,510	2,475	2,108	85%	1,486
Travel	6,000	4,000	2,528	63%	402
Small Equipment	6,000	5,200	6,036	116%	1,750
Furniture & Fixtures	1,000	1,000	2,682	268%	-
<i>Total Administrative Expenditures</i>	109,048	74,362	63,614	86%	49,866
<i>Marketing</i>					
Research	-	-	6,800		-
Graphic Design	36,000	24,000	21,050	88%	32,456
Public Relations	11,500	9,500	5,950	63%	86
Website Management	13,983	10,579	11,856	112%	5,904
Website Marketing	42,000	28,000	30,950	111%	23,709
Advertising - Print	70,000	44,000	35,118	80%	86,027
Advertising - Digital	70,000	44,000	44,296	101%	14,904
Printing	12,000	8,200	17,372	212%	12,090
Postage/Courier/Ovenight Mail	2,720	1,600	134	8%	1,317
Dues & Subscriptions	8,641	1,017	1,371	135%	9,682
Memberships	9,960	8,760	8,475	97%	8,590
Customer Relationship Management Tool	12,000	-	-		-
Photography	2,000	1,500	1,300	87%	-
Miscellaneous	1,800	1,200	801	67%	516
<i>Total Marketing Expenditures</i>	292,604	182,356	185,473	102%	195,281
<i>Promotional</i>					
Community Development	17,550	11,375	14,599	128%	14,467
Conventions and Trade Shows	22,290	15,795	14,089	89%	16,149
Event Hosting & Site Visits	14,800	8,300	1,342	16%	1,088
Sponsorships	20,000	10,000	13,000	130%	12,750
Meals and Business Development	3,000	2,000	1,484	74%	1,002
Meeting Bids and Incentives	8,000	4,000	3,000	75%	189
Promotions	20,000	16,000	21,640	135%	10,033
Travel	13,200	8,800	8,487	96%	7,259
Promotional Materials	24,000	16,000	9,965	62%	6,547
<i>Total Promotional Expenditures</i>	142,840	92,270	87,606	95%	69,485
Total Expenditures	844,959	535,265	508,911	95%	456,783
Total Revenues over/(under) Expenditures	-	28,041	157,677		93,612

VENDOR SET: 01 City of Dunwoody, GA
BANK: * ALL BANKS
DATE RANGE: 8/01/2014 THRU 8/31/2014

VENDOR I.D.	NAME	STATUS	CHECK DATE	AMOUNT	DISCOUNT	CHECK NO	CHECK STATUS	CHECK AMOUNT
1	HARRIS, JARRED JAMES II	VOIDED						
	C-CHECK		8/22/2014			202870		700.00CR

* * T O T A L S * *	NO	INVOICE AMOUNT	DISCOUNTS	CHECK AMOUNT
REGULAR CHECKS:	0	0.00	0.00	0.00
HAND CHECKS:	0	0.00	0.00	0.00
DRAFTS:	0	0.00	0.00	0.00
EFT:	0	0.00	0.00	0.00
NON CHECKS:	0	0.00	0.00	0.00
VOID CHECKS:	1 VOID DEBITS	0.00		
	VOID CREDITS	700.00CR	700.00CR	0.00

TOTAL ERRORS: 0

	NO	INVOICE AMOUNT	DISCOUNTS	CHECK AMOUNT
VENDOR SET: 01 BANK: * TOTALS:	1	700.00CR	0.00	0.00
BANK: * TOTALS:	1	700.00CR	0.00	0.00

VENDOR SET: 01 City of Dunwoody, GA
 BANK: 01 Suntrust Concentration
 DATE RANGE: 8/01/2014 THRU 8/31/2014

VENDOR I.D.	NAME	STATUS	CHECK DATE	AMOUNT	DISCOUNT	CHECK NO	CHECK STATUS	CHECK AMOUNT
001145	ETS Corporation							
I-July 2014	ETS Corporation	D	8/15/2014			000000		
100 1516.523900.00	Merchant Services	ETS Corporation		1,907.34				1,907.34
001615	PNC Bank, N. A.							
I-September 2014	PNC Bank, N. A.	D	8/12/2014			000000		
405 8000.582200.01	Lease Interest	PNC Bank, N. A.		2,738.00				
405 8000.581200.01	Lease Principal	PNC Bank, N. A.		14,405.44				17,143.44
001615	PNC Bank, N. A.							
I-Sept 2014	PNC Bank, N. A.	D	8/18/2014			000000		
405 8000.582200.01	Lease Interest	PNC Bank, N. A.		2,728.25				
405 8000.581200.01	Lease Principal	PNC Bank, N. A.		6,302.27				9,030.52

* * T O T A L S * *	NO	INVOICE AMOUNT	DISCOUNTS	CHECK AMOUNT
REGULAR CHECKS:	0	0.00	0.00	0.00
HAND CHECKS:	0	0.00	0.00	0.00
DRAFTS:	3	28,081.30	0.00	28,081.30
EFT:	0	0.00	0.00	0.00
NON CHECKS:	0	0.00	0.00	0.00
VOID CHECKS:	0	VOID DEBITS 0.00		
		VOID CREDITS 0.00	0.00	0.00

TOTAL ERRORS: 0

** G/L ACCOUNT TOTALS **

G/L ACCOUNT	NAME	AMOUNT
100 1516.523900.00	Merchant Services	1,907.34
	*** FUND TOTAL ***	1,907.34
405 8000.581200.01	Lease Principal	20,707.71
405 8000.582200.01	Lease Interest	5,466.25
	*** FUND TOTAL ***	26,173.96

VENDOR SET: 01	BANK: 01	TOTALS:	NO	INVOICE AMOUNT	DISCOUNTS	CHECK AMOUNT
			3	28,081.30	0.00	28,081.30
BANK: 01	TOTALS:		3	28,081.30	0.00	28,081.30

VENDOR SET: 01 City of Dunwoody, GA
BANK: 02 Suntrust Payroll Account
DATE RANGE: 8/01/2014 THRU 8/31/2014

VENDOR I.D.	NAME	STATUS	CHECK DATE	AMOUNT	DISCOUNT	CHECK NO	CHECK STATUS	CHECK AMOUNT
000022	ADP							
I-439966003	ADP	D	8/01/2014			000000		
100 1512.521200.00	Professional Services	ADP		500.35				500.35
000022	ADP							
I-440615327	ADP	D	8/15/2014			000000		
100 1512.521200.00	Professional Services	ADP		505.85				505.85
000022	ADP							
I-441243432	ADP	D	8/29/2014			000000		
100 1512.521200.00	Professional Services	ADP		538.86				538.86

* * T O T A L S * *	NO	INVOICE AMOUNT	DISCOUNTS	CHECK AMOUNT
REGULAR CHECKS:	0	0.00	0.00	0.00
HAND CHECKS:	0	0.00	0.00	0.00
DRAFTS:	3	1,545.06	0.00	1,545.06
EFT:	0	0.00	0.00	0.00
NON CHECKS:	0	0.00	0.00	0.00
VOID CHECKS:	0	VOID DEBITS 0.00		
		VOID CREDITS 0.00	0.00	0.00

TOTAL ERRORS: 0

** G/L ACCOUNT TOTALS **

G/L ACCOUNT	NAME	AMOUNT
100 1512.521200.00	Professional Services	1,545.06
	*** FUND TOTAL ***	1,545.06

VENDOR SET: 01	BANK: 02	TOTALS:	NO	INVOICE AMOUNT	DISCOUNTS	CHECK AMOUNT
			3	1,545.06	0.00	1,545.06
BANK: 02	TOTALS:		3	1,545.06	0.00	1,545.06

VENDOR SET: 01 City of Dunwoody, GA
 BANK: 03 Suntrust Disbursement Acc
 DATE RANGE: 8/01/2014 THRU 8/31/2014

VENDOR I.D.	NAME	STATUS	CHECK DATE	AMOUNT	DISCOUNT	CHECK NO	CHECK STATUS	CHECK AMOUNT
000025	Clark Patterson Lee							
I-39	Clark Patterson Lee	D	8/28/2014			000000		
100 7000.521100.01	Official/Admin Svcs	Clark Patterson Lee		132,250.00				132,250.00
000029	Low Engineers. LLC							
I-14933	Low Engineers. LLC	D	8/26/2014			000000		
100 4100.521100.01	Official/Admin Svcs	Low Engineers. LLC		21,250.00				
100 6200.521100.01	Official/Admin Svcs	Low Engineers. LLC		10,416.65				
560 4320.521100.01	Official/Admin Svcs	Low Engineers. LLC		10,000.00				41,666.65
000073	JAT Consulting Services, Inc							
I-31	JAT Consulting Services, Inc	D	8/01/2014			000000		
100 1511.521100.01	Official/Admin Svcs	JAT Consulting Servi		104,166.42				104,166.42
000137	Medcom Services, Inc							
I-8/02/2014	Medcom Services, Inc	D	8/02/2014			000000		
100 0000.121300.16	Flex Spending Ded Payable	Medcom Services, Inc		716.79				716.79
000137	Medcom Services, Inc							
I-8/9/2014	Medcom Services, Inc	D	8/09/2014			000000		
100 0000.121300.16	Flex Spending Ded Payable	Medcom Services, Inc		489.32				489.32
000137	Medcom Services, Inc							
I-8/16/2014	Medcom Services, Inc	D	8/16/2014			000000		
100 0000.121300.16	Flex Spending Ded Payable	Medcom Services, Inc		938.26				938.26
000137	Medcom Services, Inc							
I-8/23/2014	Medcom Services, Inc	D	8/23/2014			000000		
100 0000.121300.16	Flex Spending Ded Payable	Medcom Services, Inc		101.80				101.80
000137	Medcom Services, Inc							
I-8/30/2014	Medcom Services, Inc	D	8/30/2014			000000		
100 0000.121300.16	Flex Spending Ded Payable	Medcom Services, Inc		583.05				583.05
000271	Georgia Bureau of Investigatio							
I-212-249475	Georgia Bureau of Investigatio	D	8/01/2014			000000		
100 3200.521300.00	Technical Svcs	Georgia Bureau of In		663.75				663.75
001480	Interdev, LLC							
I-11198	Interdev, LLC	D	8/31/2014			000000		
100 1535.521100.01	Official/Admin Svcs	Interdev, LLC		25,805.13				25,805.13
001551	Jacobs							
I-EEXF9502-FY14-7	Jacobs	D	8/04/2014			000000		
100 1570.521100.01	Official/Admin Svcs	Jacobs		24,915.25				24,915.25

VENDOR SET: 01 City of Dunwoody, GA
 BANK: 03 Suntrust Disbursement Acc
 DATE RANGE: 8/01/2014 THRU 8/31/2014

VENDOR I.D.	NAME	STATUS	CHECK DATE	AMOUNT	DISCOUNT	CHECK NO	CHECK STATUS	CHECK AMOUNT
001551	Jacobs							
I-EEXF9502-FY14-8	Jacobs	D	8/25/2014			000000		
100 1570.521100.01	Official/Admin Svcs	Jacobs		24,915.25				24,915.25
001685	J.P. Morgan Chase Commercial C							
I-August 2014	J.P. Morgan Chase Commercial C	D	8/26/2014			000000		
100 0000.121110.00	PCard A/P Control	J.P. Morgan Chase Co		75,774.22				75,774.22
000008	CIT Technology Fin Serv Inc							
I-25541616	CIT Technology Fin Serv Inc	R	8/08/2014			018212		
100 1565.522300.00	Rentals	CIT Technology Fin S		733.00				733.00
000094	WEX BANK							
I-37576818	WEX BANK	R	8/08/2014			018213		
100 3200.531270.00	Gasoline	WEX BANK		21,617.19				21,617.19
000118	Peace Officers'							
I-August 2014	Peace Officers'	R	8/08/2014			018214		
100 0000.121300.15	POAB Deduction Payable	Peace Officers'		640.00				640.00
000129	Verizon Wireless							
I-9728610314	Verizon Wireless	R	8/08/2014			018215		
100 1110.523200.00	Communications	Verizon Wireless		63.90				
100 1110.523200.00	Communications	Verizon Wireless		38.01				
100 1320.523200.00	Communications	Verizon Wireless		137.17				
100 1330.523200.00	Communications	Verizon Wireless		91.17				
100 1511.523200.00	Communications	Verizon Wireless		97.16				
100 2650.523200.00	Communications	Verizon Wireless		60.65				
100 3200.523200.00	Communications	Verizon Wireless		6,030.00				
100 4100.523200.00	Communications	Verizon Wireless		98.66				
100 6200.523200.00	Communications	Verizon Wireless		38.01				6,654.73
000130	Translation Station, INC							
I-44239	Translation Station, INC	R	8/08/2014			018216		
100 2650.521300.00	Technical Svcs	Translation Station,		193.52				193.52
000149	AT&T							
I-Jul 2014	AT&T	R	8/08/2014			018217		
100 1535.523200.00	Communications	AT&T		115.86				115.86
000150	Fidelity Security Life Insuran							
I-8412591	Fidelity Security Life Insuran	R	8/08/2014			018218		
100 0000.121300.12	EE-Vision Payable	Fidelity Security Li		429.64				429.64

VENDOR SET: 01 City of Dunwoody, GA
 BANK: 03 Suntrust Disbursement Acc
 DATE RANGE: 8/01/2014 THRU 8/31/2014

VENDOR I.D.	NAME	STATUS	CHECK DATE	AMOUNT	DISCOUNT	CHECK NO	CHECK STATUS	CHECK AMOUNT
000151	Wolfe, Timothy W.							
I-July 2014	Wolfe, Timothy W.	R	8/08/2014			018219		
100 2650.521200.00	Prof Svcs	Wolfe, Timothy W.		1,400.00				1,400.00
000156	Powell, Hugh R							
I-1962	Powell, Hugh R	R	8/08/2014			018220		
100 2650.521200.00	Prof Svcs	Powell, Hugh R		700.00				700.00
000160	Georgia Technology Authority							
I-924-660880714	Georgia Technology Authority	R	8/08/2014			018221		
100 3200.521300.00	Technical Svcs	Georgia Technology A		36.95				36.95
000163	Metro Materials Inc.							
I-36001	Metro Materials Inc.	R	8/08/2014			018222		
100 4200.531100.00	Supplies	Metro Materials Inc.		5,946.99				5,946.99
000165	Vulcan Materials Company							
I-10909893	Vulcan Materials Company	R	8/08/2014			018223		
560 4320.531100.00	Supplies	Vulcan Materials Com		1,258.94				
I-21212006524	Vulcan Materials Company	R	8/08/2014			018223		
100 4200.531100.00	Supplies	Vulcan Materials Com		346.00				
I-21212006723	Vulcan Materials Company	R	8/08/2014			018223		
560 4320.531100.00	Supplies	Vulcan Materials Com		398.25				
I-21212006796	Vulcan Materials Company	R	8/08/2014			018223		
100 4200.531100.00	Supplies	Vulcan Materials Com		434.50				2,437.69
000183	Sprint							
I-570839599-064	Sprint	R	8/08/2014			018224		
100 3200.523200.00	Communications	Sprint		2,184.06				2,184.06
000196	Georgia Management Agency, Inc							
I-58828	Georgia Management Agency, Inc	R	8/08/2014			018225		
560 4320.522200.00	Repairs & Maintenance	Georgia Management A		26,595.94				
100 4200.522200.02	R&M - Street Maintenance	Georgia Management A		39,548.37				
I-58838	Georgia Management Agency, Inc	R	8/08/2014			018225		
100 4200.522200.02	R&M - Street Maintenance	Georgia Management A		250.00				66,394.31
000206	Georgia Power							
I-09153-15043 Jul 14	Georgia Power	R	8/08/2014			018226		
100 6200.531230.00	Utilities	Georgia Power		47.93				47.93
000206	Georgia Power							
I-15158-51225 Jul 14	Georgia Power	R	8/08/2014			018227		
100 6200.531230.00	Utilities	Georgia Power		511.83				511.83

VENDOR SET: 01 City of Dunwoody, GA
 BANK: 03 Suntrust Disbursement Acc
 DATE RANGE: 8/01/2014 THRU 8/31/2014

VENDOR I.D.	NAME	STATUS	CHECK DATE	AMOUNT	DISCOUNT	CHECK NO	CHECK STATUS	CHECK AMOUNT
000206	Georgia Power							
I-15158-51225	Georgia Power	R	8/08/2014			018228		
100 6200.531230.00	Utilities	Georgia Power		139.72				139.72
000206	Georgia Power							
I-24953-72008	Georgia Power	R	8/08/2014			018229		
100 6200.531230.00	Utilities	Georgia Power		87.41				87.41
000206	Georgia Power							
I-26354-99019	Georgia Power	R	8/08/2014			018230		
100 6200.531230.00	Utilities	Georgia Power		47.44				47.44
000206	Georgia Power							
I-July 2014	Georgia Power	R	8/08/2014			018231		
100 4100.531230.00	Electricity	Georgia Power		38,433.75				
100 6200.531230.00	Utilities	Georgia Power		8,313.07				46,746.82
000216	Strategic Datacom Inc							
I-8651	Strategic Datacom Inc	R	8/08/2014			018232		
100 3200.522200.00	Repairs & Maintenance	Strategic Datacom In		544.90				544.90
000245	FedEx							
I-2-724-47308	FedEx	R	8/08/2014			018233		
100 3200.523200.00	Communications	FedEx		23.45				23.45
000269	DeKalb County Georgia							
I-6305611-July 2014	DeKalb County Georgia	R	8/08/2014			018234		
100 6200.531230.00	Utilities	DeKalb County Georgi		64.94				
I-6305622-July 2014	DeKalb County Georgia	R	8/08/2014			018234		
100 6200.531230.00	Utilities	DeKalb County Georgi		395.97				
I-6305655-July 2014	DeKalb County Georgia	R	8/08/2014			018234		
100 6200.531230.00	Utilities	DeKalb County Georgi		69.26				
I-6305677-July 2014	DeKalb County Georgia	R	8/08/2014			018234		
100 6200.531230.00	Utilities	DeKalb County Georgi		673.85				
I-6305688-July 2014	DeKalb County Georgia	R	8/08/2014			018234		
100 6200.531230.00	Utilities	DeKalb County Georgi		29.95				1,233.97
001009	Kimley-Horn and Associates, In							
I-019124000-0614	Kimley-Horn and Associates, In	R	8/08/2014			018235		
350 4200.541400.00	Infrastructure	Kimley-Horn and Asso		2,154.76				2,154.76
001023	Victoria Clearfield							
I-July 2014	Victoria Clearfield	R	8/08/2014			018236		
100 2650.521300.00	Technical Svcs	Victoria Clearfield		1,290.00				1,290.00

VENDOR SET: 01 City of Dunwoody, GA
 BANK: 03 Suntrust Disbursement Acc
 DATE RANGE: 8/01/2014 THRU 8/31/2014

VENDOR I.D.	NAME	STATUS	CHECK DATE	AMOUNT	DISCOUNT	CHECK NO	CHECK STATUS	CHECK AMOUNT
001037	Mauldin & Jenkins, LLC							
I-561236	Mauldin & Jenkins, LLC	R	8/08/2014			018237		
100 1512.521200.00	Professional Services	Mauldin & Jenkins,		1,000.00				1,000.00
001187	APG PCE, LLC							
I-Aug 2014	APG PCE, LLC	R	8/08/2014			018238		
100 1565.531230.00	Electricity	APG PCE, LLC		2,081.11				2,081.11
001275	LMI Systems, Inc							
I-1046844	LMI Systems, Inc	R	8/08/2014			018239		
100 6200.522200.06	R&M-Parks	LMI Systems, Inc		673.16				673.16
001281	Phase 3 Marketing & Communicat							
I-0066255-IN	Phase 3 Marketing & Communicat	R	8/08/2014			018240		
100 1570.521200.00	Professional Services	Phase 3 Marketing &		2,917.47				2,917.47
001282	United Maintenance, Inc.							
I-215265	United Maintenance, Inc.	R	8/08/2014			018241		
100 6200.522200.06	R&M-Parks	United Maintenance,		203.78				203.78
001282	United Maintenance, Inc.							
I-215266	United Maintenance, Inc.	R	8/08/2014			018242		
100 6200.522200.06	R&M-Parks	United Maintenance,		725.39				725.39
001282	United Maintenance, Inc.							
I-215540	United Maintenance, Inc.	R	8/08/2014			018243		
100 6200.522200.06	R&M-Parks	United Maintenance,		396.00				396.00
001282	United Maintenance, Inc.							
I-215541	United Maintenance, Inc.	R	8/08/2014			018244		
100 6200.522200.06	R&M-Parks	United Maintenance,		40.00				40.00
001347	Anheuser Marketing							
I-125286	Anheuser Marketing	R	8/08/2014			018245		
100 3200.531100.01	Supplies-Explorer Program	Anheuser Marketing		105.62				105.62
001415	Rite Way							
I-361457	Rite Way	R	8/08/2014			018246		
100 6200.522200.06	R&M-Parks	Rite Way		1,621.32				1,621.32
001434	Michael M. Hawkins							
I-672-July 2014	Michael M. Hawkins	R	8/08/2014			018247		
100 2650.521200.00	Prof Svcs	Michael M. Hawkins		1,400.00				1,400.00

VENDOR SET: 01 City of Dunwoody, GA
 BANK: 03 Suntrust Disbursement Acc
 DATE RANGE: 8/01/2014 THRU 8/31/2014

VENDOR I.D.	NAME	STATUS	CHECK DATE	AMOUNT	DISCOUNT	CHECK NO	CHECK STATUS	CHECK AMOUNT
001508	Atlanta Business Chronicle							
I-14371	Atlanta Business Chronicle	R	8/08/2014			018248		
100 7500.523300.00	Advertising		Atlanta Business Chr	8,250.00				8,250.00
001605	Planners & Engineers Collabora							
I-32042	LEISURE LAKE DR 2368	R	8/08/2014			018249		
560 4320.522200.00	Repairs & Maintenance		LEISURE LAKE DR 2368	1,000.00				1,000.00
001629	Vertical Horizons LLC							
I-1040	Vertical Horizons LLC	R	8/08/2014			018250		
100 3200.523700.00	Education & Training		Vertical Horizons LL	409.50				409.50
001669	Georgia Municipal Association							
I-212231	Georgia Municipal Association	R	8/08/2014			018251		
100 3200.512700.00	Workers' Compensation		Georgia Municipal As	8,514.00				8,514.00
001689	Kacena Design, LLC							
I-2	Kacena Design, LLC	R	8/08/2014			018252		
100 6200.521200.00	Professional Services		Kacena Design, LLC	1,311.02				1,311.02
001690	Oldcastle Precast Inc.							
I-410125843	Oldcastle Precast Inc.	R	8/08/2014			018253		
560 4320.531100.00	Supplies		Oldcastle Precast In	367.45				367.45
001756	Georgia Snacks							
I-110	Georgia Snacks	R	8/08/2014			018254		
100 1540.512900.00	Other Employment Benefits		Georgia Snacks	800.00				800.00
001787	Optech RWM, LLC							
I-D0714	Optech RWM, LLC	R	8/08/2014			018255		
100 6200.522200.06	R&M-Parks		Optech RWM, LLC	9,065.00				9,065.00
001805	Cartegraph Systems, Inc.							
I-40043	Cartegraph Svcs, Inc.	R	8/08/2014			018256		
100 7000.521300.00	Technical Svcs		Cartegraph Systems,	32,400.00				32,400.00
001820	Sharon Dickson, LLC							
I-Jul 2014	Sharon Dickson, LLC	R	8/08/2014			018257		
100 2650.521200.00	Prof Svcs		Sharon Dickson, LLC	1,050.00				1,050.00
001825	Randstad US LP							
I-R16369678	Randstad US LP	R	8/08/2014			018258		
100 7000.522200.00	Repairs & Maintenance		Randstad US LP	581.25				
I-R16400730	Randstad US LP	R	8/08/2014			018258		
100 7000.522200.00	Repairs & Maintenance		Randstad US LP	1,000.00				1,581.25

VENDOR SET: 01 City of Dunwoody, GA
 BANK: 03 Suntrust Disbursement Acc
 DATE RANGE: 8/01/2014 THRU 8/31/2014

VENDOR I.D.	NAME	STATUS	CHECK DATE	AMOUNT	DISCOUNT	CHECK NO	CHECK STATUS	CHECK AMOUNT
1	Beth Greene							
I-Beth Greene	Beth Greene:	R	8/08/2014			018259		
100 0000.347900.00	Pavilion Rentals	Beth Greene:		200.00				200.00
1	Kelly Services							
I-Kelly Services	Kelly Services:	R	8/08/2014			018260		
100 0000.316100.00	Business & Occupation Tax	Kelly Services:		304.16				304.16
1	Sara Tabor							
I-Sara Tabor (2)	Sara Tabor:	R	8/08/2014			018261		
100 0000.347900.00	Pavilion Rentals	Sara Tabor:		200.00				200.00
000061	Blue Cross Blue Shield							
I-000500386G	Blue Cross Blue Shield	R	8/22/2014			018262		
100 1110.512100.00	Group Insurance	Blue Cross Blue Shie		3,617.76				
100 1330.512100.00	Group Insurance	Blue Cross Blue Shie		1,015.98				
100 1511.512100.00	Group Insurance	Blue Cross Blue Shie		1,475.59				
100 2650.512100.00	Group Insurance	Blue Cross Blue Shie		1,970.94				
100 3200.512100.00	Group Insurance	Blue Cross Blue Shie		58,017.11				
100 4100.512100.00	Group Insurance	Blue Cross Blue Shie		1,475.59				67,572.97
000094	WEX BANK							
I-37769774	WEX BANK	R	8/22/2014			018263		
100 3200.531270.00	Gasoline	WEX BANK		1,774.60				1,774.60
000130	Translation Station, INC							
I-44351	Translation Station, INC	R	8/22/2014			018264		
100 2650.521300.00	Technical Svcs	Translation Station,		188.56				188.56
000138	Riley McLendon, LLC							
I-62366	Riley McLendon, LLC	R	8/22/2014			018265		
100 1530.521200.01	Prof Svcs-Legal	Riley McLendon, LLC		12,500.00				
I-62367	Riley McLendon, LLC	R	8/22/2014			018265		
100 1530.521200.02	Prof Svcs-Litigation	Riley McLendon, LLC		2,550.00				
I-62368	Riley McLendon, LLC	R	8/22/2014			018265		
100 2650.521200.03	Prof Svcs-Court Solicitor	Riley McLendon, LLC		9,220.00				
I-62369	Riley McLendon, LLC	R	8/22/2014			018265		
350 4200.541400.00	Infrastructure	Riley McLendon, LLC		54.00				
I-62370	Riley McLendon, LLC	R	8/22/2014			018265		
560 4320.521200.09	Prof Svcs-Stormwater	Riley McLendon, LLC		463.29				24,787.29
000149	AT&T							
I-August 2014	AT&T	R	8/22/2014			018266		
100 1535.523200.00	Communications	AT&T		109.06				109.06

VENDOR SET: 01 City of Dunwoody, GA
 BANK: 03 Suntrust Disbursement Acc
 DATE RANGE: 8/01/2014 THRU 8/31/2014

VENDOR I.D.	NAME	STATUS	CHECK DATE	AMOUNT	DISCOUNT	CHECK NO	CHECK STATUS	CHECK AMOUNT
000158	Benefits Law Group							
I-29860	Benefits Law Group	R	8/22/2014			018267		
100 1540.521200.00	Professional Services		Benefits Law Group	385.00				385.00
000163	Metro Materials Inc.							
I-36085	Metro Materials Inc.	R	8/22/2014			018268		
100 4200.531100.00	Supplies		Metro Materials Inc.	6,051.60				
I-36183	Metro Materials Inc.	R	8/22/2014			018268		
100 4200.531100.00	Supplies		Metro Materials Inc.	2,351.55				
I-36298	Metro Materials Inc.	R	8/22/2014		82.61CR	018268		
100 4200.531100.00	Supplies		Metro Materials Inc.	4,048.35				
100 4200.531100.00	Supplies			0.01				12,451.51
000165	Vulcan Materials Company							
I-10936682	Vulcan Materials Company	R	8/22/2014			018269		
560 4320.531100.00	Supplies		Vulcan Materials Com	402.56				
I-21212007158	Vulcan Materials Company	R	8/22/2014			018269		
100 4200.531100.00	Supplies		Vulcan Materials Com	517.00				
I-21212007409	Vulcan Materials Company	R	8/22/2014			018269		
350 4200.541400.00	Infrastructure		Vulcan Materials Com	875.00				
I-21212007532	Vulcan Materials Company	R	8/22/2014			018269		
350 4200.541400.00	Infrastructure		Vulcan Materials Com	660.00				2,454.56
000196	Georgia Management Agency, Inc							
I-58854	Georgia Management Agency, Inc	R	8/22/2014			018270		
100 4200.522200.02	R&M - Street Maintenance		Georgia Management A	750.00				
I-58855	Georgia Management Agency, Inc	R	8/22/2014			018270		
560 4320.522200.00	Repairs & Maintenance		Georgia Management A	26,378.57				
100 4200.522200.02	R&M - Street Maintenance		Georgia Management A	42,033.08				
I-58856	Georgia Management Agency, Inc	R	8/22/2014			018270		
100 4200.522200.03	R&M - Traffic Signals		Georgia Management A	15,310.47				84,472.12
000249	Municipal Code Corporation							
I-00244849	Municipal Code Corporation	R	8/22/2014			018271		
100 1330.521200.00	Prof Svcs		Municipal Code Corpo	668.47				668.47
000262	Dunwoody Chamber of Commerce I							
I-5800	Dunwoody Chamber of Commerce I	R	8/22/2014			018272		
100 1511.523600.00	Dues & Fees		Dunwoody Chamber of	1,200.00				
I-5877	Dunwoody Chamber of Commerce I	R	8/22/2014			018272		
100 7500.523300.00	Advertising		Dunwoody Chamber of	500.00				1,700.00
000284	Aflac							
I-307146	Aflac	R	8/22/2014			018273		
100 0000.121300.18	AFLAC Deductions Payable		Aflac	2,030.10				2,030.10

VENDOR SET: 01 City of Dunwoody, GA
 BANK: 03 Suntrust Disbursement Acc
 DATE RANGE: 8/01/2014 THRU 8/31/2014

VENDOR I.D.	NAME	STATUS	CHECK DATE	AMOUNT	DISCOUNT	CHECK NO	CHECK STATUS	CHECK AMOUNT
000296	Cummins Power South							
I-010-13789	Cummins Power South	R	8/22/2014			018274		
100 1565.522200.00	Repairs & Maintenance	Cummins Power South		349.50				349.50
000307	DeKalb County District Attorne							
I-14CV6703-2	DeKalb County District Attorne	R	8/22/2014			018275		
212 0000.351320.00	Cash Confiscation	DeKalb County Distri		422.30				422.30
001009	Kimley-Horn and Associates, In							
I-5893265	Kimley-Horn and Associates, In	R	8/22/2014			018276		
350 4200.541400.00	Infrastructure	Kimley-Horn and Asso		959.71				959.71
001026	Guardian - Appleton							
I-September 2014	Guardian - Appleton	R	8/22/2014			018277		
100 1110.512100.00	Group Insurance	Guardian - Appleton		296.40				
100 1330.512100.00	Group Insurance	Guardian - Appleton		71.67				
100 1511.512100.00	Group Insurance	Guardian - Appleton		131.09				
100 2650.512100.00	Group Insurance	Guardian - Appleton		293.19				
100 3200.512100.00	Group Insurance	Guardian - Appleton		4,166.32				
100 4100.512100.00	Group Insurance	Guardian - Appleton		131.09				5,089.76
001045	Specialty Engraving, Inc							
I-236737	Specialty Engraving, Inc	R	8/22/2014			018278		
100 3200.531100.01	Supplies-Explorer Program	Specialty Engraving,		32.00				
I-237088	Specialty Engraving, Inc	R	8/22/2014			018278		
100 3200.531100.01	Supplies-Explorer Program	Specialty Engraving,		160.00				192.00
001097	US Department of Homeland Secu							
I-SAVE-336362	US Department of Homeland Secu	R	8/22/2014			018279		
100 1516.521300.00	Technical Services	US Department of Hom		25.00				25.00
001187	APG PCE, LLC							
I-PC41-100/Sept 14	APG PCE, LLC	R	8/22/2014			018280		
100 0000.123310.00	Abated Rent	APG PCE, LLC		42,754.13				42,754.13
001198	Adrian Security Co.							
I-29586	Adrian Security Co.	R	8/22/2014			018281		
100 6200.522200.06	R&M-Parks	Adrian Security Co.		1,532.00				1,532.00
001274	Nova Engineering and Environme							
I-0095855	DVP CONST MATERIALS TEST	R	8/22/2014			018282		
350 4200.541400.00	Infrastructure	DVP CONST MATERIALS		6,940.00				
I-0097222	Nova Engineering and Environme	R	8/22/2014			018282		
350 4200.522200.00	Repairs & Maintenance	Nova Engineering and		6,820.00				
I-0097676	Nova Engineering and Environme	R	8/22/2014			018282		
350 4200.522200.00	Repairs & Maintenance	Nova Engineering and		4,250.00				18,010.00

VENDOR SET: 01 City of Dunwoody, GA
 BANK: 03 Suntrust Disbursement Acc
 DATE RANGE: 8/01/2014 THRU 8/31/2014

VENDOR I.D.	NAME	STATUS	CHECK DATE	AMOUNT	DISCOUNT	CHECK NO	CHECK STATUS	CHECK AMOUNT
001277	Allied Paving Contractors, Inc							
I-6469	Allied Paving Contractors, Inc	R	8/22/2014			018283		
350 4200.522200.00	Repairs & Maintenance	Allied Paving Contra		395,678.22				395,678.22
001282	United Maintenance, Inc.							
I-215906	United Maintenance, Inc.	R	8/22/2014			018284		
100 6200.522200.06	R&M-Parks	United Maintenance,		312.00				312.00
001282	United Maintenance, Inc.							
I-216245	United Maintenance, Inc.	R	8/22/2014			018285		
100 6200.522200.06	R&M-Parks	United Maintenance,		812.50				812.50
001316	Lose and Associates							
I-20140743	Lose and Associates	R	8/22/2014			018286		
350 6200.541200.00	Site improvements	Lose and Associates		3,325.15				3,325.15
001345	JEL Consulting Group, LLC							
I-202	JEL Consulting Group, LLC	R	8/22/2014			018287		
100 7500.521200.00	Professional Services	JEL Consulting Group		2,500.00				2,500.00
001385	Wolverton and Associates, Inc.							
I-39053	Survey/Construction Plan	R	8/22/2014			018288		
350 4200.541400.00	Infrastructure	Survey/Construction		9,869.20				9,869.20
001421	Chattahoochee River 911 Author							
I-Aug 2014	Chattahoochee River 911 Author	R	8/22/2014			018289		
215 3800.571000.00	Intergovernmental-E911	Chattahoochee River		89,583.33				89,583.33
001426	A&A Plumbing							
I-446	A&A Plumbing	R	8/22/2014			018290		
100 6200.522200.06	R&M-Parks	A&A Plumbing		7,870.00				7,870.00
001444	Kenneth Wickham							
I-8/6/2014	Kenneth Wickham	R	8/22/2014			018291		
100 2650.521200.00	Prof Svcs	Kenneth Wickham		350.00				350.00
001477	Gresham, Smith and Partners							
I-25	Gresham, Smith and Partners	R	8/22/2014			018292		
350 4200.541400.00	Infrastructure	Gresham, Smith and P		136.17				136.17
001492	James Duncan and Associates, I							
I-386-14-01	James Duncan and Associates, I	R	8/22/2014			018293		
100 7000.521200.00	Prof Svcs	James Duncan and Ass		4,340.00				4,340.00

VENDOR SET: 01 City of Dunwoody, GA
 BANK: 03 Suntrust Disbursement Acc
 DATE RANGE: 8/01/2014 THRU 8/31/2014

VENDOR I.D.	NAME	STATUS	CHECK DATE	AMOUNT	DISCOUNT	CHECK NO	CHECK STATUS	CHECK AMOUNT
001493	Entek							
I-23179	Entek	R	8/22/2014			018294		
100 1565.522200.00	Repairs & Maintenance	Entek		619.00				619.00
001517	Southern Premier Contractors,							
I-DUN-225	4885 CHERRING DRIVE	R	8/22/2014			018295		
560 4320.522200.00	Repairs & Maintenance	4885 CHERRING DRIVE		28,674.85				
I-DUN-226	1643 KINGS DOWN CIRCLE	R	8/22/2014			018295		
560 4320.522200.00	Repairs & Maintenance	1643 KINGS DOWN CIRC		3,069.00				31,743.85
001605	Planners & Engineers Collabora							
I-31372	Planners & Engineers Collabora	R	8/22/2014			018296		
350 4200.541400.00	Infrastructure	Topographic Survey		9,745.00				
I-32104	Planners & Engineers Collabora	R	8/22/2014			018296		
560 4320.522200.00	Repairs & Maintenance	Planners & Engineers		1,500.00				11,245.00
001623	Unlimited Property Services, L							
I-131	Unlimited Property Services, L	R	8/22/2014			018297		
100 6200.522200.06	R&M-Parks	Unlimited Property S		1,540.00				
I-135	Unlimited Property Services, L	R	8/22/2014			018297		
100 6200.522200.06	R&M-Parks	Unlimited Property S		1,450.00				2,990.00
001660	Wired Blue, LLC							
I-1068	Wired Blue, LLC	R	8/22/2014			018298		
100 3200.521300.00	Technical Svcs	Wired Blue, LLC		500.00				500.00
001673	Aerial Innovations of Ga., Inc							
I-44108	Aerial Innovations of Ga., Inc	R	8/22/2014			018299		
100 7000.521300.00	Technical Svcs	Aerial Innovations o		94.50				
I-44109	Aerial Innovations of Ga., Inc	R	8/22/2014			018299		
100 7000.521300.00	Technical Svcs	Aerial Innovations o		91.50				186.00
001690	Oldcastle Precast Inc.							
I-410125903	Oldcastle Precast Inc.	R	8/22/2014			018300		
560 4320.531100.00	Supplies	Oldcastle Precast In		546.45				546.45
001694	W.K. Dickson & Co., Inc							
I-77497	STORMWATER MGMT PLAN	R	8/22/2014			018301		
560 4320.521200.09	Prof Svcs-Stormwater	STORMWATER MGMT PLAN		701.25				701.25
001719	Perimeter Community Improvemen							
I-PCID 2014-1 (2) (3)	Perimeter Community Improvemen	R	8/22/2014			018302		
250 4002.522200.12	Repairs & Maintenance - PTOF	Perimeter Community		83,032.58				83,032.58

VENDOR SET: 01 City of Dunwoody, GA
 BANK: 03 Suntrust Disbursement Acc
 DATE RANGE: 8/01/2014 THRU 8/31/2014

VENDOR I.D.	NAME	STATUS	CHECK DATE	AMOUNT	DISCOUNT	CHECK NO	CHECK STATUS	CHECK AMOUNT
001723	Sprinkle Consulting, Inc.							
I-5	PC BIKE LANE PLANS	R	8/22/2014			018303		
350 4200.541400.00	Infrastructure	PC BIKE LANE PLANS		1,185.00				1,185.00
001731	David Zagoria							
I-Danny Clay	David Zagoria	R	8/22/2014			018304		
100 2650.521200.04	Prof Svcs-Public Defender	David Zagoria		95.00				
I-Kadeem Brown	David Zagoria	R	8/22/2014			018304		
100 2650.521200.04	Prof Svcs-Public Defender	David Zagoria		210.00				
I-Todd Ebony	David Zagoria	R	8/22/2014			018304		
100 2650.521200.04	Prof Svcs-Public Defender	David Zagoria		82.50				387.50
001732	AT&T Mobility Attn: Tina Fisch							
I-070155-0414 (2)	AT&T Mobility Attn: Tina Fisch	R	8/22/2014			018305		
215 3800.523200.00	Communications	AT&T Mobility Attn:		65.10				
I-070155-0514	AT&T Mobility Attn: Tina Fisch	R	8/22/2014			018305		
215 3800.523200.00	Communications	AT&T Mobility Attn:		6,602.70				6,667.80
001758	Corporate Health Partners, LLC							
I-3412	Corporate Health Partners, LLC	R	8/22/2014			018306		
100 1540.512900.00	Other Employment Benefits	Corporate Health Par		1,825.33				1,825.33
001799	Colliers International - Atlan							
I-14177-6	Colliers International - Atlan	R	8/22/2014			018307		
100 0000.381100.00	Rental Commissions	Colliers Internation		362.25				362.25
001810	Slavin Management Consultants							
I-SMC0801.073	Slavin Management Consultants	R	8/22/2014			018308		
100 1320.521200.00	Prof Svcs	Slavin Management Co		4,322.50				4,322.50
001822	Southeastern Commercial Floori							
I-58402	Southeastern Commercial Floori	R	8/22/2014			018309		
100 1565.522200.00	Repairs & Maintenance	Southeastern Commerc		185.00				185.00
001824	Veith Traffic Services, LLC							
I-3011-1	Veith Traffic Services, LLC	R	8/22/2014			018310		
100 4200.522200.03	R&M - Traffic Signals	Veith Traffic Servic		3,652.50				
I-3011-3	Veith Traffic Services, LLC	R	8/22/2014			018310		
100 4200.522200.03	R&M - Traffic Signals	Veith Traffic Servic		480.00				4,132.50
001825	Randstad US LP							
I-R16431605	Randstad US LP	R	8/22/2014			018311		
100 7000.522200.00	Repairs & Maintenance	Randstad US LP		700.00				
I-R16462506	Randstad US LP	R	8/22/2014			018311		
100 7000.522200.00	Repairs & Maintenance	Randstad US LP		1,000.00				1,700.00

VENDOR SET: 01 City of Dunwoody, GA
 BANK: 03 Suntrust Disbursement Acc
 DATE RANGE: 8/01/2014 THRU 8/31/2014

VENDOR I.D.	NAME	STATUS	CHECK DATE	AMOUNT	DISCOUNT	CHECK NO	CHECK STATUS	CHECK AMOUNT
001826	B Side Production							
I-140619	B Side Production	R	8/22/2014			018312		
100 3200.531100.01	Supplies-Explorer Program	B Side Production		250.00				250.00
001828	Celero, Inc. dba Printwave							
I-22376	Celero, Inc. dba Printwave	R	8/22/2014			018313		
100 7500.523400.00	Printing & Binding	Celero, Inc. dba Pri		343.38				343.38
001829	Garland/DBS, Inc.							
I-2511027020	Garland/DBS, Inc.	R	8/22/2014			018314		
100 6200.522200.06	R&M-Parks	Garland/DBS, Inc.		798.00				798.00
001830	Corporate Environmental Risk M							
I-5743	Corporate Environmental Risk M	R	8/22/2014			018315		
100 6200.522200.06	R&M-Parks	Corporate Environmen		1,440.00				1,440.00
1	G.R.P.A							
I-104/GRPA	G.R.P.A:	R	8/22/2014			018316		
100 6200.523600.00	Dues & Fees	G.R.P.A:		50.00				50.00
1	Atlanta Seminole Club							
I-Atlanta Seminole	Atlanta Seminole Club:	R	8/22/2014			018317		
100 0000.127103.00	Special Event Sign Dep PayableAtlanta Seminole Clu			100.00				100.00
1	Christopher Secen							
I-Christopher Secen	Christopher Secen:	R	8/22/2014			018318		
100 0000.322210.00	Planning & Zoning Fees	Christopher Secen:		250.00				250.00
1	ICJE							
I-ICJE/Michael Hawki	ICJE:	R	8/22/2014			018319		
100 2650.523700.00	Education & Training	ICJE:		325.00				325.00
1	John Isakson							
I-John Isakson	John Isakson:	R	8/22/2014			018320		
100 0000.323100.00	Bldg Structures & Equipment	John Isakson:		125.00				125.00
1	Lilly Kanso							
I-Lilly Kanso	Lilly Kanso:	R	8/22/2014			018321		
100 0000.321900.01	Other Licenses and permits	Lilly Kanso:		125.00				125.00

VENDOR SET: 01 City of Dunwoody, GA
 BANK: 03 Suntrust Disbursement Acc
 DATE RANGE: 8/01/2014 THRU 8/31/2014

VENDOR I.D.	NAME	STATUS	CHECK DATE	AMOUNT	DISCOUNT	CHECK NO	CHECK STATUS	CHECK AMOUNT
-------------	------	--------	------------	--------	----------	----------	--------------	--------------

* * T O T A L S * *		NO	INVOICE AMOUNT	DISCOUNTS	CHECK AMOUNT
REGULAR CHECKS:		110	1,177,854.61	82.61CR	1,177,772.00
HAND CHECKS:		0	0.00	0.00	0.00
DRAFTS:		13	432,985.89	0.00	432,985.89
EFT:		0	0.00	0.00	0.00
NON CHECKS:		0	0.00	0.00	0.00
VOID CHECKS:		0	VOID DEBITS 0.00		
			VOID CREDITS 0.00	0.00	0.00

TOTAL ERRORS: 0

** G/L ACCOUNT TOTALS **

G/L ACCOUNT	NAME	AMOUNT
100 0000.121110.00	PCard A/P Control	75,774.22
100 0000.121300.12	EE-Vision Payable	429.64
100 0000.121300.15	POAB Deduction Payable	640.00
100 0000.121300.16	Flex Spending Ded Payable	2,829.22
100 0000.121300.18	AFLAC Deductions Payable	2,030.10
100 0000.123310.00	Abated Rent	42,754.13
100 0000.127103.00	Special Event Sign Dep Payable	100.00
100 0000.316100.00	Business & Occupation Tax	304.16
100 0000.321900.01	Other Licenses and permits	125.00
100 0000.322210.00	Planning & Zoning Fees	250.00
100 0000.323100.00	Bldg Structures & Equipment	125.00
100 0000.347900.00	Pavilion Rentals	400.00
100 0000.381100.00	Rental Commissions	362.25
100 1110.512100.00	Group Insurance	3,914.16
100 1110.523200.00	Communications	101.91
100 1320.521200.00	Prof Svcs	4,322.50
100 1320.523200.00	Communications	137.17
100 1330.512100.00	Group Insurance	1,087.65
100 1330.521200.00	Prof Svcs	668.47
100 1330.523200.00	Communications	91.17
100 1511.512100.00	Group Insurance	1,606.68
100 1511.521100.01	Official/Admin Svcs	104,166.42
100 1511.523200.00	Communications	97.16
100 1511.523600.00	Dues & Fees	1,200.00
100 1512.521200.00	Professional Services	1,000.00
100 1516.521300.00	Technical Services	25.00
100 1530.521200.01	Prof Svcs-Legal	12,500.00
100 1530.521200.02	Prof Svcs-Litigation	2,550.00
100 1535.521100.01	Official/Admin Svcs	25,805.13

VENDOR SET: 01 City of Dunwoody, GA
 BANK: 03 Suntrust Disbursement Acc
 DATE RANGE: 8/01/2014 THRU 8/31/2014

** G/L ACCOUNT TOTALS **

G/L ACCOUNT	NAME	AMOUNT
100 1535.523200.00	Communications	224.92
100 1540.512900.00	Other Employment Benefits	2,625.33
100 1540.521200.00	Professional Services	385.00
100 1565.522200.00	Repairs & Maintenance	1,153.50
100 1565.522300.00	Rentals	733.00
100 1565.531230.00	Electricity	2,081.11
100 1570.521100.01	Official/Admin Svcs	49,830.50
100 1570.521200.00	Professional Services	2,917.47
100 2650.512100.00	Group Insurance	2,264.13
100 2650.521200.00	Prof Svcs	4,900.00
100 2650.521200.03	Prof Svcs-Court Solicitor	9,220.00
100 2650.521200.04	Prof Svcs-Public Defender	387.50
100 2650.521300.00	Technical Svcs	1,672.08
100 2650.523200.00	Communications	60.65
100 2650.523700.00	Education & Training	325.00
100 3200.512100.00	Group Insurance	62,183.43
100 3200.512700.00	Workers' Compensation	8,514.00
100 3200.521300.00	Technical Svcs	1,200.70
100 3200.522200.00	Repairs & Maintenance	544.90
100 3200.523200.00	Communications	8,237.51
100 3200.523700.00	Education & Training	409.50
100 3200.531100.01	Supplies-Explorer Program	547.62
100 3200.531270.00	Gasoline	23,391.79
100 4100.512100.00	Group Insurance	1,606.68
100 4100.521100.01	Official/Admin Svcs	21,250.00
100 4100.523200.00	Communications	98.66
100 4100.531230.00	Electricity	38,433.75
100 4200.522200.02	R&M - Street Maintenance	82,581.45
100 4200.522200.03	R&M - Traffic Signals	19,442.97
100 4200.531100.00	Supplies	19,696.00
100 6200.521100.01	Official/Admin Svcs	10,416.65
100 6200.521200.00	Professional Services	1,311.02
100 6200.522200.06	R&M-Parks	28,479.15
100 6200.523200.00	Communications	38.01
100 6200.523600.00	Dues & Fees	50.00
100 6200.531230.00	Utilities	10,381.37
100 7000.521100.01	Official/Admin Svcs	132,250.00
100 7000.521200.00	Prof Svcs	4,340.00
100 7000.521300.00	Technical Svcs	32,586.00
100 7000.522200.00	Repairs & Maintenance	3,281.25
100 7500.521200.00	Professional Services	2,500.00
100 7500.523300.00	Advertising	8,750.00
100 7500.523400.00	Printing & Binding	343.38
	*** FUND TOTAL ***	887,043.12
212 0000.351320.00	Cash Confiscation	422.30
	*** FUND TOTAL ***	422.30

VENDOR SET: 01 City of Dunwoody, GA
 BANK: 03 Suntrust Disbursement Acc
 DATE RANGE: 8/01/2014 THRU 8/31/2014

** G/L ACCOUNT TOTALS **

G/L ACCOUNT	NAME	AMOUNT
215 3800.523200.00	Communications	6,667.80
215 3800.571000.00	Intergovernmental-E911	89,583.33
	*** FUND TOTAL ***	96,251.13
250 4002.522200.12	Repairs & Maintenance - PTOP	83,032.58
	*** FUND TOTAL ***	83,032.58
350 4200.522200.00	Repairs & Maintenance	406,748.22
350 4200.541400.00	Infrastructure	32,578.84
350 6200.541200.00	Site improvements	3,325.15
	*** FUND TOTAL ***	442,652.21
560 4320.521100.01	Official/Admin Svcs	10,000.00
560 4320.521200.09	Prof Svcs-Stormwater	1,164.54
560 4320.522200.00	Repairs & Maintenance	87,218.36
560 4320.531100.00	Supplies	2,973.65
	*** FUND TOTAL ***	101,356.55

VENDOR SET:	BANK:	TOTALS:	NO	INVOICE AMOUNT	DISCOUNTS	CHECK AMOUNT
VENDOR SET: 01	BANK: 03	TOTALS:	123	1,610,840.50	82.61CR	1,610,757.89
BANK: 03	TOTALS:		123	1,610,840.50	82.61CR	1,610,757.89

VENDOR SET: 01 City of Dunwoody, GA
 BANK: 05 Suntrust Municipal Court
 DATE RANGE: 8/01/2014 THRU 8/31/2014

VENDOR I.D.	NAME	STATUS	CHECK DATE	AMOUNT	DISCOUNT	CHECK NO	CHECK STATUS	CHECK AMOUNT
000278	DeKalb State Court							
I-D00035258	DeKalb State Court	R	8/08/2014			202849		
745 0000.121500.01	Jail Bonds Payable	DeKalb State Court		730.00				730.00
000278	DeKalb State Court							
I-D00036188-89/36193	DeKalb State Court	R	8/08/2014			202850		
745 0000.121500.01	Jail Bonds Payable	DeKalb State Court		1,230.00				1,230.00
000278	DeKalb State Court							
I-D00037781-83	DeKalb State Court	R	8/08/2014			202851		
745 0000.121500.01	Jail Bonds Payable	DeKalb State Court		1,850.00				1,850.00
1	CRESSATY, RAFIK J							
I-000201408042570	CRESSATY, RAFIK J:	R	8/08/2014			202852		
745 0000.121500.01	Jail Bonds Payable	Bond Refund:D0003658		800.00				800.00
1	CANADA, NIYERSAH SHARI							
I-000201408042571	CANADA, NIYERSAH SHARI:	R	8/08/2014			202853		
745 0000.121500.01	Jail Bonds Payable	Bond Refund:D0003253		350.00				350.00
1	SALAZAR-CERVANTES, VALENTE							
I-000201408042572	SALAZAR-CERVANTES, VALENTE:	R	8/08/2014			202854		
745 0000.121500.01	Jail Bonds Payable	Bond Refund:D0003284		730.00				
745 0000.121500.01	Jail Bonds Payable	Bond Refund:D0003284		150.00				
745 0000.121500.01	Jail Bonds Payable	Bond Refund:D0003284		150.00				1,030.00
1	BINKLEY, JEFFERY S							
I-000201408042573	BINKLEY, JEFFERY S:	R	8/08/2014			202855		
745 0000.121500.01	Jail Bonds Payable	Bond Refund:D0003444		178.00				
745 0000.121500.01	Jail Bonds Payable	Bond Refund:D0003444		178.00				
745 0000.121500.01	Jail Bonds Payable	Bond Refund:D0003444		400.00				756.00
1	HO, SEAN RAY							
I-000201408042574	HO, SEAN RAY:	R	8/08/2014			202856		
745 0000.121500.01	Jail Bonds Payable	Bond Refund:D0003635		50.00				50.00
1	DAILEY, ERICA TYMEIKA							
I-000201408042575	DAILEY, ERICA TYMEIKA:	R	8/08/2014			202857		
745 0000.121500.01	Jail Bonds Payable	Bond Refund:D0003647		350.00				350.00
1	BOSWELL, TERESA							
I-000201408042576	BOSWELL, TERESA:	R	8/08/2014			202858		
745 0000.121500.01	Jail Bonds Payable	Bond Refund:D0003654		0.50				
745 0000.121500.01	Jail Bonds Payable	Bond Refund:D0003654		0.50CR				
745 0000.121500.01	Jail Bonds Payable	Bond Refund:D0003654		49.50				
745 0000.121500.01	Jail Bonds Payable	Bond Refund:D0003654		0.50				50.00

VENDOR SET: 01 City of Dunwoody, GA
 BANK: 05 Suntrust Municipal Court
 DATE RANGE: 8/01/2014 THRU 8/31/2014

VENDOR I.D.	NAME	STATUS	CHECK DATE	AMOUNT	DISCOUNT	CHECK NO	CHECK STATUS	CHECK AMOUNT
1	STEWART, COLLEN ANN							
I-000201408042577	STEWART, COLLEN ANN:	R	8/08/2014			202859		
745 0000.121500.01	Jail Bonds Payable			230.00				
745 0000.121500.01	Jail Bonds Payable			730.00				960.00
1	SANDERS, ASHLEY LOCKHART							
I-000201408042578	SANDERS, ASHLEY LOCKHART:	R	8/08/2014			202860		
745 0000.121500.01	Jail Bonds Payable			350.00				350.00
000115	DeKalb County Jail							
I-July 2014	DeKalb County Jail	R	8/22/2014			202861		
745 0000.121800.00	Due to State Agencies			87.65				87.65
000116	DeKalb County Finance Dept.							
I-July 2014	DeKalb County Finance Dept.	R	8/22/2014			202862		
745 0000.121800.00	Due to State Agencies			5,156.64				5,156.64
000118	Peace Officers'							
I-Jul 2014	Peace Officers'	R	8/22/2014			202863		
745 0000.121800.00	Due to State Agencies			5,895.62				5,895.62
000146	GSCCCA							
I-July 2014	GSCCCA	R	8/22/2014			202864		
745 0000.121800.00	Due to State Agencies			24,203.58				24,203.58
000278	DeKalb State Court							
I-CIT#21880	DeKalb State Court	R	8/22/2014			202865		
745 0000.121500.01	Jail Bonds Payable			350.00				350.00
000278	DeKalb State Court							
I-D00034701-02	DeKalb State Court	R	8/22/2014			202866		
745 0000.121500.01	Jail Bonds Payable			1,050.00				1,050.00
000278	DeKalb State Court							
I-D00036867-70	DeKalb State Court	R	8/22/2014			202867		
745 0000.121500.01	Jail Bonds Payable			2,050.00				2,050.00
000278	DeKalb State Court							
I-D00038102-03	DeKalb State Court	R	8/22/2014			202868		
745 0000.121500.01	Jail Bonds Payable			1,300.00				1,300.00
001062	DeKalb Co Drug Abuse Treatment							
I-July 2014	DeKalb Co Drug Abuse Treatment	R	8/22/2014			202869		
745 0000.121800.00	Due to State Agencies			1,012.60				1,012.60

VENDOR SET: 01 City of Dunwoody, GA
 BANK: 05 Suntrust Municipal Court
 DATE RANGE: 8/01/2014 THRU 8/31/2014

VENDOR I.D.	NAME	STATUS	CHECK DATE	AMOUNT	DISCOUNT	CHECK NO	CHECK STATUS	CHECK AMOUNT
1	CHONG, A HYON							
I-000201408152580	CHONG, A HYON:	R	8/22/2014			202871		
745 0000.121500.01	Jail Bonds Payable			500.00				
745 0000.121500.01	Jail Bonds Payable			950.00				1,450.00
1	JACKSON, LOREN AIREL E							
I-000201408152581	JACKSON, LOREN AIREL E:	R	8/22/2014			202872		
745 0000.121500.01	Jail Bonds Payable			200.00				
745 0000.121500.01	Jail Bonds Payable			730.00				930.00
1	SIMPSON, WESLEY E							
I-000201408152582	SIMPSON, WESLEY E:	R	8/22/2014			202873		
745 0000.121500.01	Jail Bonds Payable			63.00				63.00
1	SKIDDS, MYRA KAY							
I-000201408152583	SKIDDS, MYRA KAY:	R	8/22/2014			202874		
745 0000.121500.01	Jail Bonds Payable			930.00				930.00
1	TANSI, STANTELY N							
I-000201408152584	TANSI, STANTELY N:	R	8/22/2014			202875		
745 0000.121500.01	Jail Bonds Payable			100.00				
745 0000.121500.01	Jail Bonds Payable			730.00				830.00
1	MALAVE, CAMILLE LOUISE							
I-000201408152585	MALAVE, CAMILLE LOUISE:	R	8/22/2014			202876		
745 0000.121500.01	Jail Bonds Payable			400.00				400.00
1	DAVIS, LAPHONSO JULUIS							
I-000201408152586	DAVIS, LAPHONSO JULUIS:	R	8/22/2014			202877		
745 0000.121500.01	Jail Bonds Payable			350.00				350.00
1	CARTER, SANTINA M							
I-000201408152587	CARTER, SANTINA M:	R	8/22/2014			202878		
745 0000.121500.01	Jail Bonds Payable			350.00				350.00
1	ROBLERO RODRIGUEZ, CESAR							
I-000201408152588	ROBLERO RODRIGUEZ, CESAR:	R	8/22/2014			202879		
745 0000.121500.01	Jail Bonds Payable			730.00				730.00
1	Janie Deadwyler							
I-Janie Deadwyler	Janie Deadwyler:	R	8/22/2014			202880		
745 0000.121500.01	Jail Bonds Payable			350.00				350.00

VENDOR SET: 01 City of Dunwoody, GA
 BANK: 05 Suntrust Municipal Court
 DATE RANGE: 8/01/2014 THRU 8/31/2014

VENDOR I.D.	NAME	STATUS	CHECK DATE	AMOUNT	DISCOUNT	CHECK NO	CHECK STATUS	CHECK AMOUNT
1	Jarred Harris, II							
I-Jarred Harris	Jarred Harris, II:	R	8/22/2014			202881		
745 0000.121500.01	Jail Bonds Payable	Jarred Harris, II:		350.00				350.00

* * T O T A L S * *	NO	INVOICE AMOUNT	DISCOUNTS	CHECK AMOUNT
REGULAR CHECKS:	32	56,345.09	0.00	56,345.09
HAND CHECKS:	0	0.00	0.00	0.00
DRAFTS:	0	0.00	0.00	0.00
EFT:	0	0.00	0.00	0.00
NON CHECKS:	0	0.00	0.00	0.00
VOID CHECKS:	0	VOID DEBITS 0.00		
		VOID CREDITS 0.00	0.00	0.00

TOTAL ERRORS: 0

** G/L ACCOUNT TOTALS **

G/L ACCOUNT	NAME	AMOUNT
745 0000.121500.01	Jail Bonds Payable	19,989.00
745 0000.121800.00	Due to State Agencies	36,356.09
	*** FUND TOTAL ***	56,345.09

VENDOR SET: 01	BANK: 05	TOTALS:	NO	INVOICE AMOUNT	DISCOUNTS	CHECK AMOUNT
			32	56,345.09	0.00	56,345.09
BANK: 05	TOTALS:		32	56,345.09	0.00	56,345.09

VENDOR SET: 01 City of Dunwoody, GA
BANK: 06 PNC Municipal Court Cash
DATE RANGE: 8/01/2014 THRU 8/31/2014

VENDOR I.D.	NAME	STATUS	CHECK DATE	AMOUNT	DISCOUNT	CHECK NO	CHECK STATUS	CHECK AMOUNT
001168	City of Dunwoody							
I-July 2014	City of Dunwoody	R	8/07/2014			000016		
745 0000.121900.01	Due to Other Funds-100 (SYS)	City of Dunwoody		21,475.67				21,475.67

* * T O T A L S * *	NO	INVOICE AMOUNT	DISCOUNTS	CHECK AMOUNT
REGULAR CHECKS:	1	21,475.67	0.00	21,475.67
HAND CHECKS:	0	0.00	0.00	0.00
DRAFTS:	0	0.00	0.00	0.00
EFT:	0	0.00	0.00	0.00
NON CHECKS:	0	0.00	0.00	0.00
VOID CHECKS:	0	VOID DEBITS 0.00		
		VOID CREDITS 0.00	0.00	0.00

TOTAL ERRORS: 0

** G/L ACCOUNT TOTALS **

G/L ACCOUNT	NAME	AMOUNT
745 0000.121900.01	Due to Other Funds-100 (SYS)	21,475.67
	*** FUND TOTAL ***	21,475.67

VENDOR SET: 01	BANK: 06	TOTALS:	NO	INVOICE AMOUNT	DISCOUNTS	CHECK AMOUNT
			1	21,475.67	0.00	21,475.67
BANK: 06	TOTALS:		1	21,475.67	0.00	21,475.67